

MANITOBA MARKETS

Hog Prices



May 14, 2024

[Click here for definitions of how data is collected and calculated.](#)

Exchange rates (Friday close)

1 US \$ = C \$1.3665

1 EURO = C \$1.4722

1 Yen = C \$0.00877

[Data source: Bank of Canada](#)

[Click to view the interactive hog dashboards for current and historical charts.](#)

Manitoba Weighted Average Carcass Prices (including premiums and discounts)

All In Weights C\$/100 kg

Week	Week ending date	2024	2023	Change from Previous Week	Change from Previous Year
16	2024-04-19	250.32	203.79	3.1%	22.8%
17	2024-04-26	249.29	206.95	-0.4%	20.5%
18	2024-05-03	247.63	211.30	-0.7%	17.2%
19	2024-05-10	249.06	209.64	0.6%	18.8%
Four week average		249.08	207.92	-	19.8%

Source: Manitoba major processors.

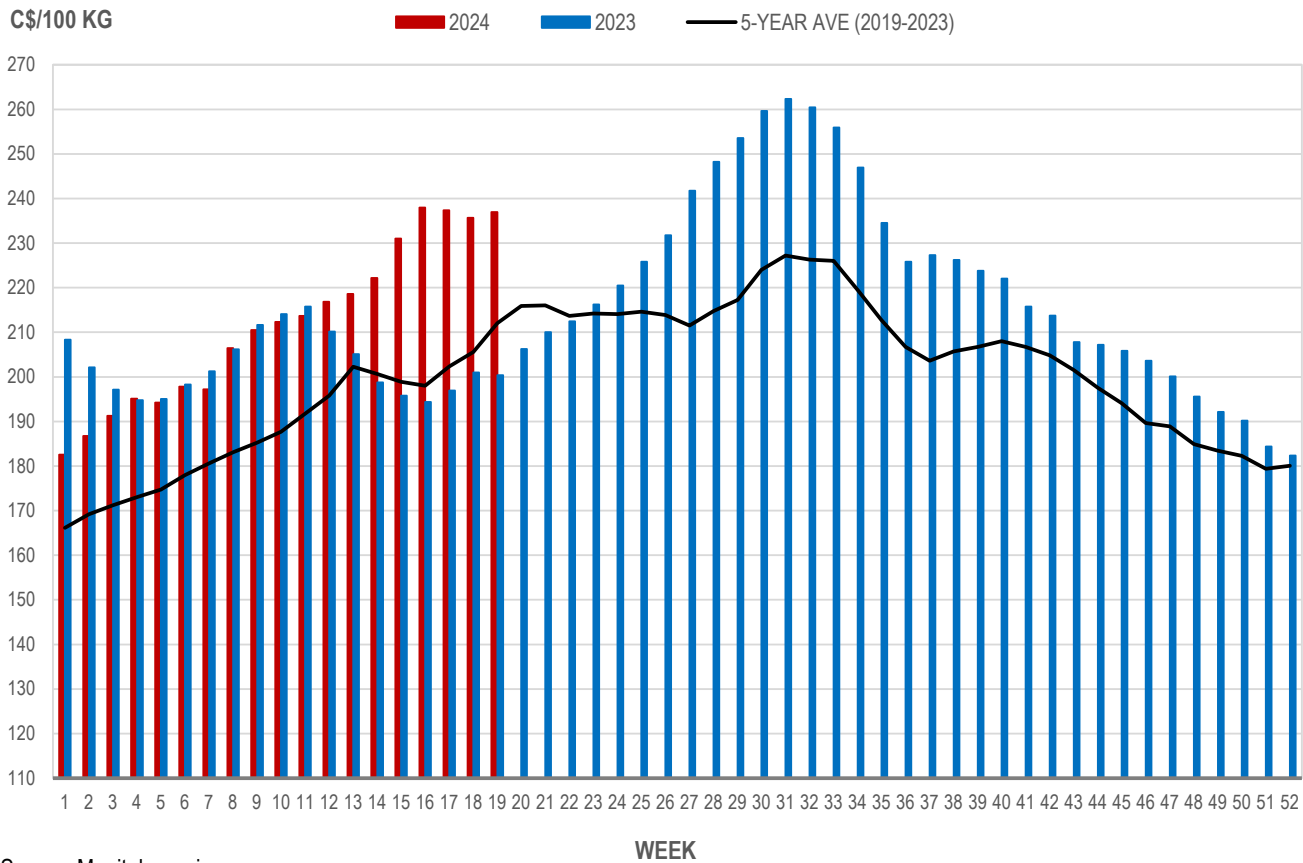


Index 100, C\$/100 kg

Week	Week ending date	2024	2023	Change from Previous Week	Change from Previous Year
16	2024-04-19	237.94	194.34	3.0%	22.4%
17	2024-04-26	237.35	196.97	-0.2%	20.5%
18	2024-05-03	235.70	201.01	-0.7%	17.3%
19	2024-05-10	236.94	200.41	0.5%	18.2%
Four week average		236.98	198.18	-	19.6%

Source: Manitoba major processors.

MANITOBA WEIGHTED AVERAGE INDEX 100 HOG PRICES WEEKLY



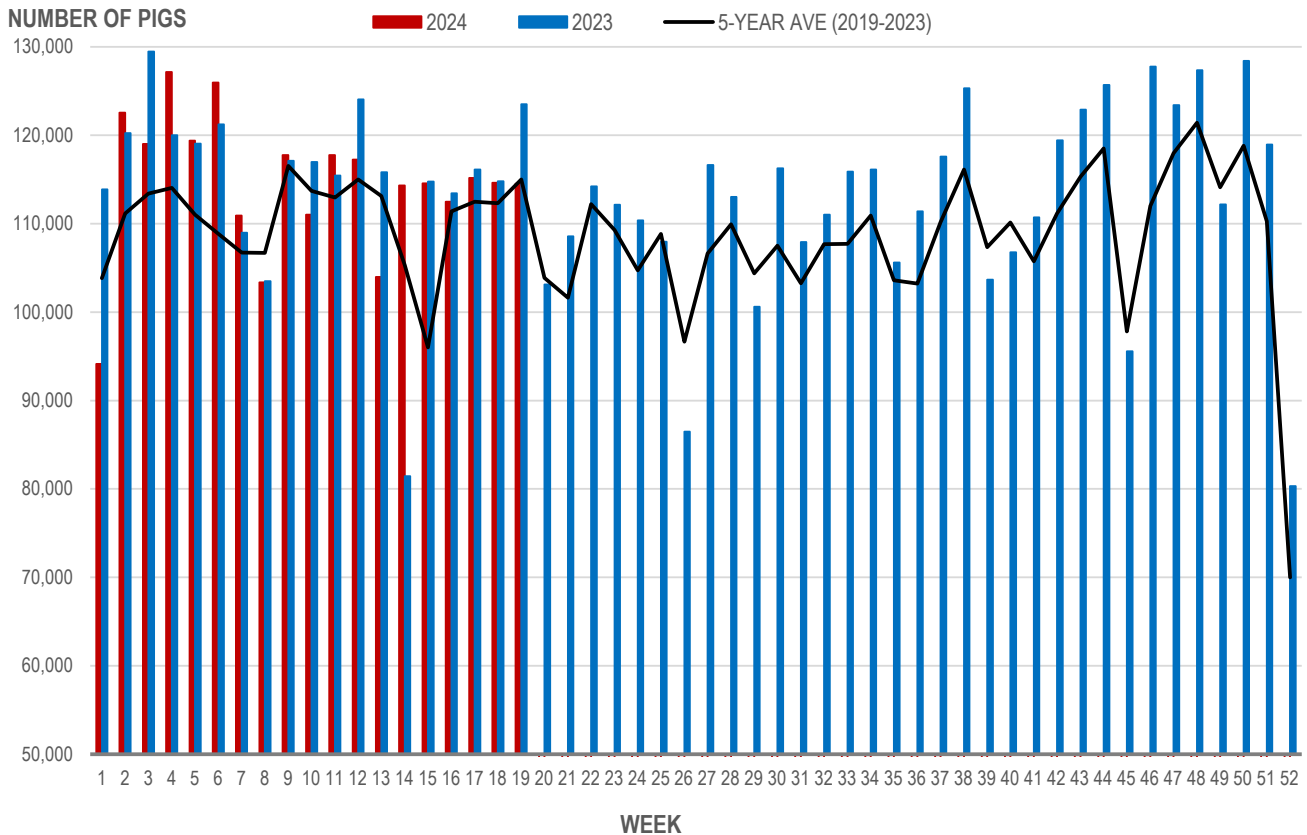
Source: Manitoba major processors

Number of Pigs Processed by Major Processors

Week	Week ending date	2024	2023	Change from Previous Week	Change from Previous Year
16	2024-04-19	112,478	113,440	-1.8%	-0.8%
17	2024-04-26	115,180	116,110	2.4%	-0.8%
18	2024-05-03	114,618	114,799	-0.5%	-0.2%
19	2024-05-10	114,537	123,524	-0.1%	-7.3%
Four week average		114,203	116,968	-	-2.4%

Source: Manitoba major processors.

NUMBER OF PIGS PROCESSED BY MAJOR PROCESSORS WEEKLY



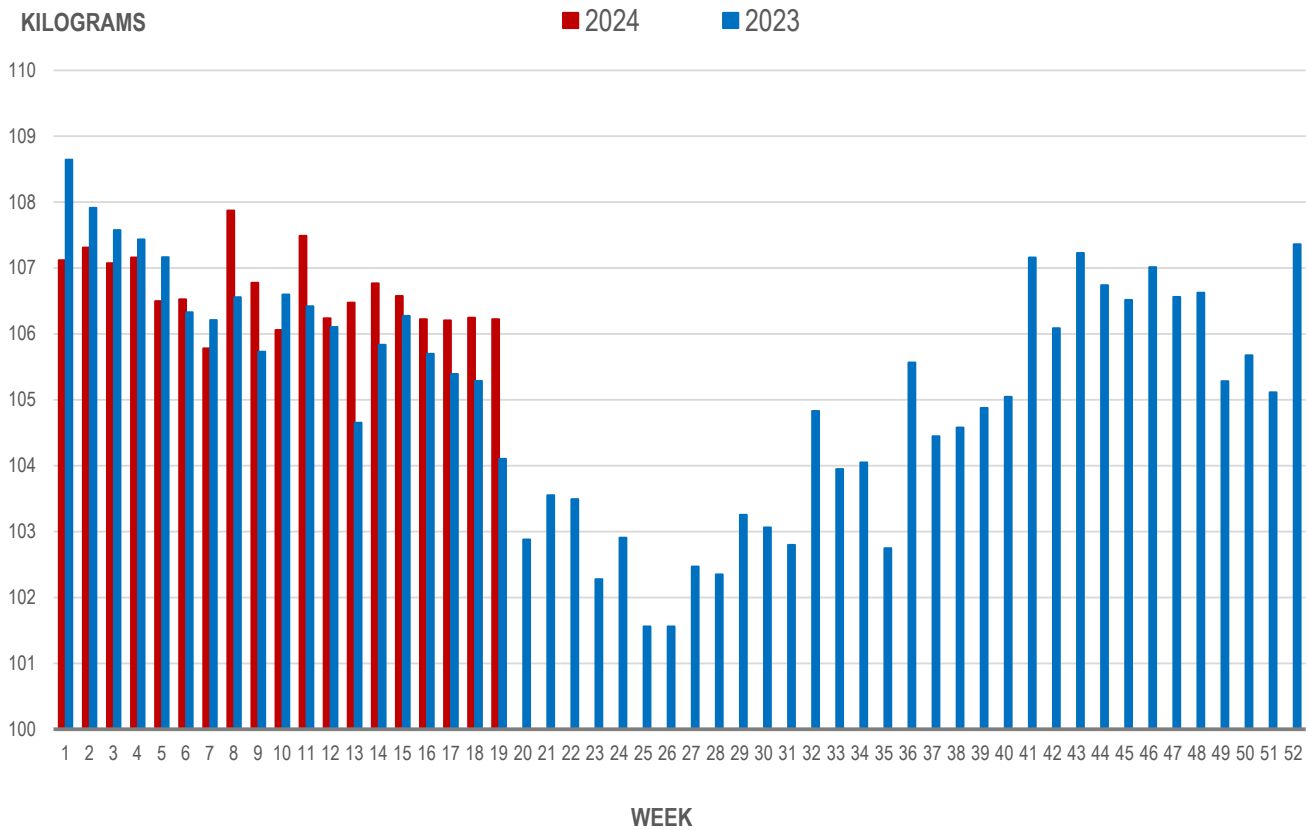
Source: Manitoba major processors

Average Weight of Hogs Processed by Major Processors, Kg

Week	Week ending date	2024	2023	Change from Previous Week	Change from Previous Year
16	2024-04-19	106.23	105.70	-0.3%	0.5%
17	2024-04-26	106.21	105.39	0.0%	0.8%
18	2024-05-03	106.25	105.29	0.0%	0.9%
19	2024-05-10	106.22	104.10	0.0%	2.0%
Four week average		106.22	105.12	-	1.1%

Source: Manitoba major processors.

AVERAGE WEIGHT OF HOGS PROCESSED BY MAJOR PROCESSORS WEEKLY



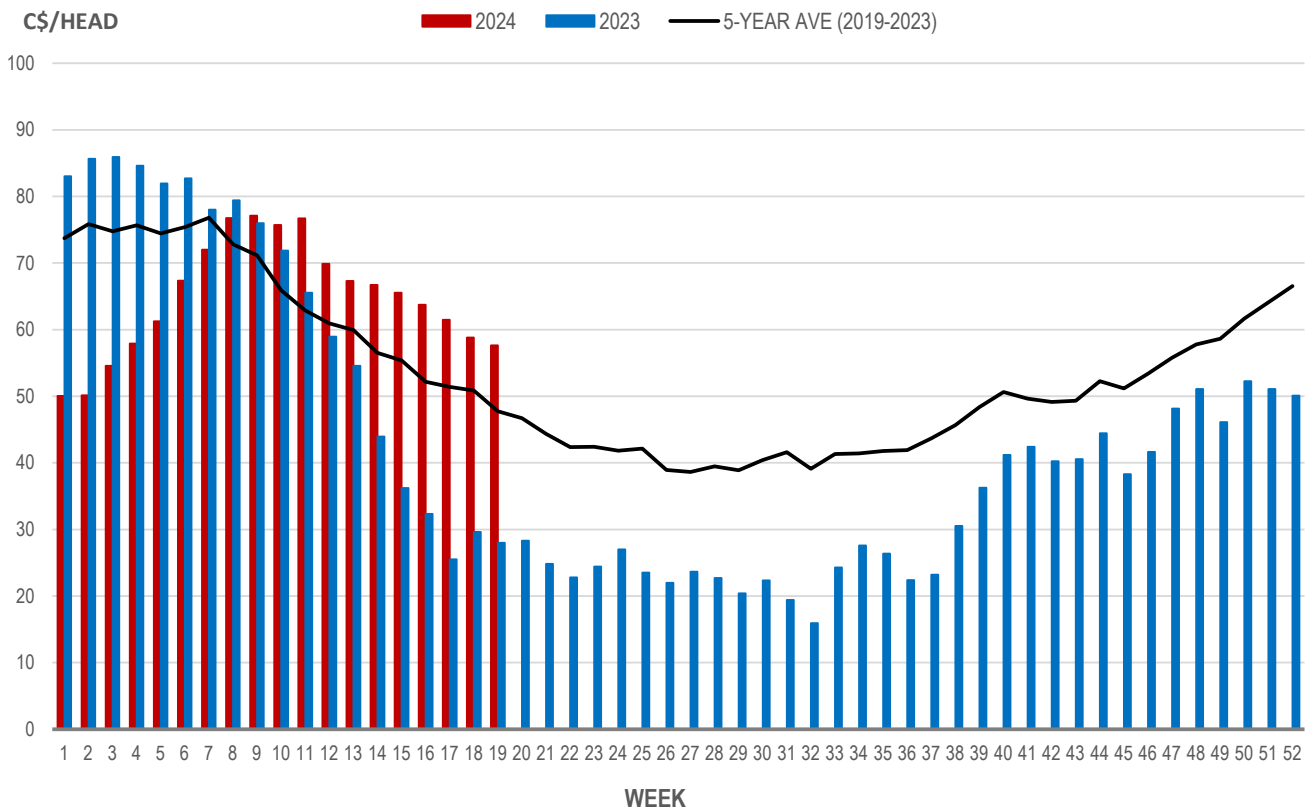
Source: Manitoba major processors

Weaning Pigs (U.S. Total Composite Weighted Average Price per Head)

	Formula and Cash Low, US\$/Head	Formula and Cash High, US\$/Head	Wtd Avg Price, US\$/Head	Wtd Avg Price, C\$/Head
Early Weaned (10-12 lb)	31.00	55.12	42.18	57.64
Feeder Pigs (40 lb)	62.00	88.00	76.17	104.09

Source: USDA, AMS

EARLY WEANED PIGS (U.S. TOTAL COMPOSITE WEIGHTED AVERAGE PRICE PER HEAD) WEEKLY



Source: USDA, AMS

Contact us

- www.manitoba.ca/agriculture/markets-and-statistics/
- Email us at industryintelligence@gov.mb.ca
- Follow us on X @MBGovAg

