

Manitoba Finance

Finances Manitoba

**Annual Report  
2018-2019**

**Rapport annuel  
2018-2019**

**Manitoba** 

Manitoba Finance

General Inquiries:  
Room 109 Legislative Building  
Winnipeg, MB R3C 0V8  
Phone: 204-945-5343  
Fax: 204-945-1640  
Email: [DMFIN@leg.gov.mb.ca](mailto:DMFIN@leg.gov.mb.ca)

This publication is available at:  
<http://www.gov.mb.ca/finance/publications/annual.html>

This publication is available in alternate formats, upon request, by contacting:  
Accessibility Coordinator, Wendy Van Loon 204-792-4755



**MINISTER OF  
FINANCE**

Legislative Building  
Winnipeg, Manitoba, CANADA  
R3C 0V8

Her Honour the Honourable Janice Filmon, C.M., O.M.  
Lieutenant Governor of Manitoba  
Room 235 Legislative Building  
Winnipeg, MB R3C 0V8

May It Please Your Honour:

I have the privilege of presenting for the information of Your Honour, the Annual Report of Manitoba Finance for the fiscal year ending March 31, 2019.

Respectfully submitted,

A handwritten signature in blue ink that reads "Scott Fielding".

Honourable Scott Fielding  
Minister of Finance





---

## MINISTRE DES FINANCES

Palais législatif  
Winnipeg (Manitoba) CANADA  
R3C 0V8

Son Honneur l'honorable Janice Filmon, C.M., O.M.  
Lieutenante-gouverneure du Manitoba  
Palais législatif, bureau 235  
Winnipeg (Manitoba) R3C 0V8

Madame la Lieutenante-Gouverneure,

J'ai l'honneur de vous présenter, à titre d'information, le rapport annuel du ministère des Finances pour l'exercice qui s'est terminé le 31 mars 2019.

Le tout respectueusement soumis.

Le ministre des Finances,

  
L'honorable Scott Fielding





**MINISTER  
OF CROWN SERVICES**

Room 314  
Legislative Building  
Winnipeg, Manitoba CANADA  
R3C 0V8

Her Honour the Honourable Janice Filmon, C.M., O.M.  
Lieutenant Governor of Manitoba  
Room 235 Legislative Building  
Winnipeg, MB R3C 0V8

May It Please Your Honour:

I have the privilege of presenting for the information of Your Honour, the Annual Report of Manitoba Crown Services included within the Manitoba Finance Annual Report for the year ending March 31, 2019.

Respectfully submitted,

A handwritten signature in blue ink, appearing to read "Jeff Wharton", written over a horizontal line.

Honourable Jeff Wharton  
Minister of Crown Services





---

## MINISTRE DES SERVICES DE LA COURONNE

Palais législatif  
Winnipeg (Manitoba) CANADA  
R3C 0V8

Son Honneur l'honorable Janice Filmon, C.M., O.M.  
Lieutenant-gouverneure du Manitoba  
Palais législatif, bureau 235  
Winnipeg (Manitoba) R3C 0V8

Madame la Lieutenant-Gouverneure,

J'ai l'honneur de vous présenter, à titre d'information, le rapport annuel de Services de la Couronne inclus dans le rapport annuel du ministère des Finances pour l'exercice qui s'est terminé le 31 mars 2019.

Le tout respectueusement soumis.

Le Ministre des Services de la Couronne,

A blue ink handwritten signature, appearing to be "Jeff Wharton", written over a large, light blue oval shape.

L'honorable Jeff Wharton





Deputy Minister of Finance  
Room 109, Legislative Building, Manitoba, Canada R3C 0V8  
www.manitoba.ca

Honourable Scott Fielding  
Minister of Finance  
Room 103 Legislative Building  
Winnipeg, MB R3C 0V8

Dear Sir:

I am pleased to present the 2018/2019 Annual Report of Manitoba Finance.

This report provides a summary of the key results for the operating divisions within Manitoba Finance. The 2018/2019 fiscal year was a significant year in challenges and we are committed to working towards improving the deficit in a realistic and responsible manner.

The Corporate Services Division includes four key areas: 1. Corporate Policy Branch that provides the executive offices and divisions in Manitoba Finance with support for policy development and coordination for strategic planning; and program policy support related to securities, insurance, credit unions and caisse populaire, and pension regulation. The branch also provides research and coordination of requests for the Freedom of Information and Protection of Privacy Act inquiries for Manitoba Finance, Executive Council, Civil Service Commission and Crown Services; 2. Office of the Superintendent - Pension Commission (branch) administers pension benefits legislation. The branch conducts Pension Administration Reviews to assess whether the administrative systems and practices of pension plans are sufficient to meet legislative compliance; 3. All Charities function provides all government employees with the opportunity and support to ease charitable giving; and 4. Information Technology (IT) Shared Services Branch provides strategic IT planning, IT project management and IT support to Manitoba Finance, Civil Service Commission and Consumer Protection Division (Justice).

The Treasury Division manages and administers provincial financial assets, primarily the borrowing programs and debt management activities, as well as the investment and banking activities of the government. Treasury Division also manages the borrowing programs and investment activities for all Crown corporations and government agencies, including the arrangement of financing for municipalities, universities, schools and hospitals. For 2018/2019, the division managed the issuing of securities in both domestic and international markets valuing approximately \$7.2 billion, and serviced approximately \$4.0 billion in long-term investments of the Manitoba government and its agencies, generating earnings of approximately \$245.0 million.

The Comptroller Division establishes and fosters a corporate comptrollership function for the government. This includes the development and operation of financial and management systems in support of legislative and governmental decision-making, service delivery effectiveness, and accountability requirements. The Manitoba government's Summary Financial Statements for the fiscal year ended March 31, 2019 contained in the annual Public Accounts are prepared in accordance with Public Sector Accounting Standards. Key results include substantially completing 19 internal audit projects continuing from prior years with final reports issued on four projects; draft reports on 12 projects; and fieldwork completed on the remaining project; issuing draft reports on four current year internal audit projects; conducting approximately 728,631 payroll and vendor payment transactions; maintaining the general ledger of the Manitoba government; as well as issuing the Quarterly Summary Financial Reports and annual Public Accounts in accordance with established timetables and accounting policies. The division also provides centralized accounts payable, financial reporting and insurance and risk management services to government departments and agencies, including most Crown corporations.

The Taxation Division works to efficiently and effectively administer various provincial taxation statutes and ensures revenues are collected as required. The division also maintains TAXcess, an efficient online system relating to filing and payment of taxes, facilitating business registrations, and permitting taxpayer browsing of account status. The division also participates in joint investigations with other agencies and jurisdictions. For 2018/2019, key results included promoting voluntary compliance through the development and updating of informational bulletins for taxpayers, ensuring taxpayer queries were answered in a timely manner, conducting new vendor reviews and ensuring audit and collection programs were effective. Additionally, 99 per cent of amounts owing to the Manitoba government were collected.

The Finance Research Division supports intergovernmental fiscal and policy relations and conducts economic and fiscal analysis, policy formulation and manages tax programs and federal-provincial agreements. The division provides research, technical and analytical support and advice to the minister, cabinet, and departments regarding national and provincial economic, fiscal and taxation matters and intergovernmental issues. The division also includes the Manitoba Bureau of Statistics, which serves as a cross-departmental service agency and provides informational requirements for the Manitoba government departments and Crown agencies. In 2018/2019, the division participated in the preparation and implementation of Budget 2018 and Budget 2019 and other financial reports, particularly with respect to \$12.4 billion in provincial revenue estimates and forecasts, the administration of fiscal arrangements (\$4.5 billion in federal transfers) and tax agreements (\$4.1 billion in tax revenue) with the federal government, and administered tax credit programs including corporation, personal and property tax credits involving the federal government, departments and other administrators. The division provides policy analysis and advice related to fiscal arrangements, including major federal and other transfer programs, and the Canadian retirement income system.

The Public Utilities Board (PUB) provides efficient and effective fiscal and regulatory oversight of Manitoba Hydro and Manitoba Public Insurance Corporation. Additionally,



the PUB is responsible for setting the rates for approximately 300 water and wastewater utilities. In 2018/2019, PUB convened six oral public hearings over 61 days, 10 pre-hearing conference days, and two technical conferences. As a result of those oral public hearings and approximately 113 paper-based proceedings, including public notices and 168 formal orders were issued.

The Regulatory Accountability Secretariat (RAS) leads and coordinates efforts to establish and implement principles and practices of regulatory accountability within government initiatives and activities. It also facilitates monitoring and analysis of government regulatory requirements to minimize administrative burden on external stakeholders. RAS further enhanced operations in 2018/2019 and has since been coordinating the identification, counting, tracking and reduction of regulatory requirements across government departments and agencies.

It is an honour and a privilege to submit this report, which provides a summary of the valuable work accomplished by staff across Manitoba Finance.

Respectfully submitted,



Jim Hrichshen  
Deputy Minister of Finance





**Sous-ministre des Finances**

Palais législatif, bureau 109, Winnipeg (Manitoba) R3C 0V8, Canada  
[www.manitoba.ca](http://www.manitoba.ca)

Monsieur Scott Fielding  
Ministre des Finances  
Palais législatif, bureau 103  
Winnipeg (Manitoba) R3C 0V8

Monsieur le Ministre,

J'ai le plaisir de vous présenter le rapport annuel 2018-2019 du ministère des Finances.

Ce rapport fournit un résumé des principaux résultats des divisions de Finances Manitoba. L'exercice 2018-2019 a été ponctué de défis et nous sommes engagés à travailler à l'amélioration du déficit de manière réaliste et responsable.

La Division des services ministériels comprend quatre secteurs principaux : 1. La Direction des politiques du ministère, qui fournit du soutien aux directeurs et aux divisions de Finances Manitoba relativement à l'élaboration de politiques et qui assure la coordination de la planification stratégique et du soutien aux politiques des programmes concernant les valeurs mobilières, l'assurance, les credit unions et caisse populaire et la réglementation des régimes de retraite. La Direction fait aussi des recherches et de la coordination pour les demandes relatives à la Loi sur l'accès à l'information et la protection de la vie privée pour le ministère des Finances, le Conseil exécutif, la Commission de la fonction publique et les Services de la Couronne. 2. Le Bureau du surintendant des pensions applique les lois relatives aux prestations de pension. La direction effectue la vérification administrative de régimes de retraite afin d'évaluer si les systèmes et les usages administratifs des régimes de retraite suffisent à en assurer la conformité aux dispositions législatives. 3. La campagne de charité des fonctionnaires du Manitoba (All Charities) permet à tous les employés du gouvernement du Manitoba de contribuer plus facilement aux oeuvres de charité. 4. La Direction des services partagés en technologies de l'information assure la planification stratégique des technologies de l'information, la gestion de projets et le soutien des technologies de l'information pour le ministère des Finances, la Commission de la fonction publique et la Division de la protection du consommateur (Justice).

La Division de la trésorerie gère et administre les actifs financiers provinciaux, principalement les programmes d'emprunt et la gestion de la dette, ainsi que les investissements et les activités bancaires du gouvernement. La Division gère également les programmes d'emprunt et les investissements pour toutes les sociétés d'État et les organismes gouvernementaux. Elle participe à l'organisation du financement des municipalités, des universités, des écoles et des hôpitaux. Pour l'exercice 2018-2019, la Division a géré l'émission de titres, sur le marché national et les marchés internationaux, pour une valeur d'environ 7,2 milliards de dollars, et elle a

assuré le service d'environ quatre milliards de dollars d'investissements à long terme de la Province et de ses organismes, générant des recettes d'environ 245 millions de dollars.

La Division du contrôleur établit et développe une fonction de contrôle pour le gouvernement. Cette fonction comprend l'élaboration et la mise en œuvre de systèmes financiers et de gestion qui apportent un soutien en ce qui concerne la prise de décisions législatives et gouvernementales, l'efficacité de la prestation des services et les exigences liées à l'obligation redditionnelle. Les états financiers sommaires du gouvernement du Manitoba pour l'exercice qui s'est terminé le 31 mars 2019, tels qu'ils sont représentés dans les comptes publics annuels, sont préparés conformément aux normes comptables du secteur public. Les principaux résultats comprennent la réalisation en grande partie de 19 projets de vérification interne faisant suite aux exercices précédents et la publication des rapports finaux de quatre projets, des rapports provisoires de 12 projets et d'un compte-rendu du travail effectué sur le terrain relativement au projet restant, la publication des rapports provisoires de quatre projets de vérification interne pour l'exercice en cours, la réalisation d'environ 728,631 opérations de paie et paiements de fournisseurs, le maintien du grand livre général du gouvernement du Manitoba, ainsi que la publication des rapports financiers trimestriels sommaires et des comptes publics annuels conformément aux échéanciers établis et aux conventions comptables. La Division fournit également des services centralisés de comptes créditeurs, rapports financiers, d'assurance et de gestion des risques aux organismes et ministères gouvernementaux, y compris à la plupart des corporations de la Couronne.

La Division des taxes et des impôts applique avec efficience et efficacité diverses lois fiscales provinciales et veille à ce que les recettes soient perçues tel que cela est requis. La Division gère également TAXcess, un système efficient de dépôt de déclarations et de paiement de taxes et d'impôts en ligne, qui facilite l'enregistrement des entreprises et permet aux contribuables de vérifier l'état de leur compte en ligne. La Division participe également à des enquêtes conjointes avec d'autres organismes et autorités administratives. Les résultats clés de l'exercice 2018-2019 comprennent des mesures favorisant l'autoconformité, comme l'élaboration ou la mise à jour des bulletins d'information destinés aux contribuables, la réponse dans les délais prévus aux demandes des contribuables, l'examen de nouveaux fournisseurs et l'évaluation de l'efficacité des programmes de vérification et de perception. De plus, 99 % des sommes dues au gouvernement manitobain ont été perçues.

La Division des recherches appuie les relations intergouvernementales en matière de fiscalité et de politiques et effectue des analyses en matière d'économie et de fiscalité, formule des politiques et gère les programmes fiscaux et les ententes fédérales-provinciales. La Division fournit au ministre, au Cabinet et aux ministères des services de recherche ainsi que de soutien et de conseil d'ordre technique et analytique relativement aux questions économiques et fiscales de portée nationale et provinciale et aux enjeux intergouvernementaux. La Division comprend aussi le Bureau des statistiques du Manitoba, un organisme de service interministériel qui répond aux exigences en matière de renseignements du gouvernement du Manitoba, de ses ministères et des organismes de la Couronne. Au cours de l'exercice 2018-2019, la

Division a participé à la préparation et à l'exécution du Budget 2018 et du Budget 2019, ainsi que d'autres rapports financiers, en particulier relativement aux prévisions de recettes provinciales de 12,4 milliards de dollars, à l'administration d'arrangements fiscaux (4,5 milliards de dollars en transferts fédéraux) et de conventions fiscales (4,1 milliards de dollars en recettes fiscales) avec le gouvernement fédéral et a administré des programmes de crédit d'impôt, dont des crédits d'impôt personnel, d'impôt foncier et d'impôt sur les sociétés, avec le gouvernement fédéral, des ministères fédéraux et d'autres administrateurs. La Division a également réalisé des analyses et donné des conseils en matière de politiques ayant trait aux arrangements fiscaux, y compris les principaux programmes de transfert fédéraux et autres et le système canadien de revenu de retraite.

La Régie des services publics offre des services efficaces et efficaces de surveillance financière et réglementaire de Manitoba Hydro et de la Société d'assurance publique du Manitoba. La Régie est également chargée de l'établissement des tarifs d'environ 300 services publics d'eau et d'eaux usées. En 2018-2019, la Régie a tenu six audiences publiques sur 61 jours, dix jours de conférences préparatoires et deux conférences techniques. À la suite de ces audiences publiques et des quelque 113 instances sur papier, comprenant des avis publics, la Régie a délivré 168 ordonnances officielles.

Le Secrétariat pour la responsabilisation en matière de réglementation dirige et coordonne les efforts visant à établir et à mettre en œuvre les principes et les pratiques de responsabilisation en matière de réglementation dans le cadre des activités et des initiatives gouvernementales. Il facilite en outre la surveillance et l'analyse des obligations administratives du gouvernement pour réduire au minimum le fardeau administratif imposé aux intervenants externes. Le Secrétariat a rehaussé ses activités en 2018-2019. Depuis, il a coordonné le recensement, le dénombrement, le suivi et la réduction des obligations administratives dans l'ensemble des ministères et des organismes gouvernementaux.

C'est un honneur et un privilège pour moi de déposer à votre attention ce rapport qui offre un résumé du précieux travail accompli par le personnel du ministère des Finances.

Je vous prie d'agréer, Monsieur le Ministre, l'expression de mon profond respect.

Le sous-ministre des Finances,



Jim Hrichishen





Deputy Minister of Central Services  
Room 314, Legislative Building, Manitoba, Canada R3C 0V8  
www.manitoba.ca

Honourable Scott Fielding  
Minister of Finance  
Room 103 Legislative Building  
Winnipeg, MB R3C 0V8

Dear Sir:

I am pleased to present the 2018/2019 Annual Report of Central Services for inclusion in the Manitoba Finance Annual Report.

The Central Services Division consists of three areas: 1. Accommodation Services (ASD) provides asset and portfolio management through accommodation, construction and capital project management. Accommodation Services administered in excess of 1,000 ongoing construction and consulting contracts, and awarded 81 new construction contracts with a total value of \$20.1 million and 46 new consultant contracts with a total value of \$1.4 million; 2. Procurement Services Branch (PSB) provides procurement services to meet government's current and future needs. Procurement Services Branch facilitated the acquisition of a wide range of products and related services valued at approximately \$73.5 million and processed 427 requisitions valued at \$89.7 million; and 3. Business Transformation and Technology (BTT), delivers corporate information and communications technology (ICT) support services. In 2018/2019, BTT provided ICT goods and services procurement and contract negotiation services to government programs and ensured an adequate level of ICT governance was in place to manage ICT resources.

It is an honour and a privilege to submit this report, which provides a summary of the valuable work accomplished by staff within Central Services.

Respectfully submitted,

Scott Sinclair  
Deputy Minister of Central Services





**Sous-ministre des Services centralisés**

Palais législatif, bureau 314, Winnipeg (Manitoba) R3C 0V8, Canada  
www.manitoba.ca

Monsieur Scott Fielding  
Ministre des Finances  
Palais législatif, bureau 103  
Winnipeg (Manitoba) R3C 0V8

Monsieur le Ministre,

J'ai le plaisir de vous présenter le rapport annuel 2018-2019 des Services centralisés à inclure dans le rapport annuel du ministère des Finances.

La Division des services centralisés est constituée de trois secteurs : 1. La Division des services des installations, qui offre des services de gestion de biens et de portefeuilles dans le cadre de la gestion des installations, des travaux de construction et des projets d'immobilisations. La Division a administré plus de 1 000 contrats de construction et de conseillers et a attribué 81 nouveaux contrats de construction représentant une valeur totale de 20,1 millions de dollars et 46 nouveaux contrats de conseillers représentant une valeur totale de 1,4 million de dollars. 2. La Direction des services d'approvisionnement fournit des services d'approvisionnement afin de répondre aux besoins actuels et futurs du gouvernement. La Direction a facilité l'acquisition d'un large éventail de produits et de services connexes d'une valeur de quelque 73,5 millions de dollars et a traité 427 demandes d'une valeur de 89,7 millions de dollars. 3. Technologie et transformation opérationnelle assure les services de soutien ministériels en matière de technologies de l'information et des communications. Au cours de l'exercice 2018-2019, la Division a fourni des services de négociation de contrats et d'approvisionnement de biens et de services de technologies de l'information et des communications aux programmes du gouvernement et a veillé à ce qu'un niveau adéquat de gouvernance de ces technologies soit en place pour gérer ces ressources.

C'est un honneur et un privilège pour moi de déposer à votre attention ce rapport qui offre un résumé du précieux travail accompli par le personnel des Services centralisés.

Je vous prie d'agréer, Monsieur le Ministre, l'expression de mon profond respect.

Le sous-ministre des Services centralisés,

Scott Sinclair





Treasury Board Secretariat  
200-386 Broadway Ave, Manitoba, Canada R3C 3R6  
www.manitoba.ca

Honourable Scott Fielding  
Minister of Finance  
Room 103 Legislative Building  
Winnipeg, MB R3C 0V8

Dear Sir:

I am pleased to present the 2018/2019 Annual Report of the Treasury Board Secretariat for inclusion in the Manitoba Finance Annual Report.

The report provides a summary of the key results for Treasury Board Secretariat, including the tabling of the 2018/2019 Estimates of Expenditure and Revenue along with Budget 2018. Once again, we concluded the year within budget and remain on track to reducing the Manitoba government deficit. Treasury Board Secretariat continues to play a leadership role in setting a clear course to reduce the deficit and drive fiscal discipline and seeks value for money throughout the Manitoba Government.

It is an honour and a privilege to submit this report, which provides a summary of the valuable work accomplished by staff within the Treasury Board Secretariat.

Respectfully submitted,

Paul Beauregard  
Secretary to Treasury Board







**Secrétariat du Conseil du Trésor**

386, Broadway, bureau 200, Winnipeg (Manitoba) R3C 3R6

[www.manitoba.ca](http://www.manitoba.ca)

Monsieur Scott Fielding  
Ministre des Finances  
Palais législatif, bureau 103  
Winnipeg (Manitoba) R3C 0V8

Monsieur le Ministre,

J'ai le plaisir de vous présenter le rapport annuel 2018-2019 du Secrétariat du Conseil du Trésor à inclure dans le rapport annuel du ministère des Finances.

Le rapport fournit un résumé des résultats clés du Secrétariat, ainsi que le dépôt des prévisions de dépenses et de recettes de 2018-2019 et le Budget de 2018. Nous avons encore une fois terminé l'exercice sans dépasser notre budget et nous restons sur la bonne voie pour réduire le déficit du gouvernement du Manitoba. Le Secrétariat continue de jouer un rôle de premier plan dans l'établissement d'une ligne de conduite claire visant à réduire le déficit et à favoriser la discipline financière et l'optimisation des ressources dans l'ensemble du gouvernement du Manitoba.

C'est pour moi un honneur et un privilège de présenter ce rapport qui offre un résumé du précieux travail accompli par le personnel du Secrétariat du Conseil du Trésor.

Je vous prie d'agréer, Monsieur le Ministre, l'expression de mon profond respect.

Le secrétaire du Conseil du Trésor,

Paul Beauregard







Deputy Minister of Crown Services  
Room 314, Legislative Building, Manitoba, Canada R3C 0V8  
www.manitoba.ca

Honourable Jeff Wharton  
Minister of Crown Services  
Room 314 Legislative Building  
Winnipeg, MB R3C 0V8

Dear Minister Wharton:

I am pleased to present the 2018/2019 Annual Report of the Manitoba Crown Services for inclusion in the Manitoba Finance Annual Report.

On May 2, 2016, responsibility for Manitoba Hydro, Manitoba Public Insurance Corporation, Manitoba Liquor and Lotteries Corporation, and the Manitoba Centennial Centre Corporation was placed under the newly formed ministry of Crown Services. From that day forward, staff members within the newly formed Crown Services Secretariat have worked to ensure transparency and public accountability and to align the activities of Crown corporations with the broader policy direction of government.

The report provides a summary of the key results for the Crown Services Secretariat, including administering and enforcing The Crown Corporations Governance and Accountability Act, coordinating and supporting the development of annual reporting documents for Crown corporations, coordinating responses for ministerial correspondence, and overseeing government policy direction with Crown corporations in accordance with established timetables and government needs.

It is an honour and a privilege to submit this report, which provides a summary of the valuable work accomplished by staff in the Secretariat with support from other departments.

Respectfully submitted,

Scott Sinclair  
Deputy Minister of Crown Services





**Le sous-ministre des Services de la Couronne**

Palais législatif, bureau 314, Winnipeg (Manitoba) R3C 0V8, Canada

[www.manitoba.ca](http://www.manitoba.ca)

Monsieur Jeff Wharton  
Ministre des Services de la Couronne  
Palais législatif, bureau 314  
Winnipeg (Manitoba) R3C 0V8

Monsieur le Ministre,

J'ai le plaisir de vous présenter le rapport annuel 2018-2019 du ministère des Services de la Couronne à inclure dans le rapport annuel du ministère des Finances.

Le 2 mai 2016, la responsabilité de Manitoba Hydro, de la Société d'assurance publique du Manitoba, de la Société manitobaine des alcools et des loteries et de la Société du Centre du centenaire du Manitoba a été confiée au nouveau département ministériel des Services de la Couronne. Dès ce jour, le personnel du nouveau Secrétariat des services de la Couronne a travaillé en vue de veiller à la transparence et à l'obligation redditionnelle envers le public, ainsi qu'à l'alignement des activités des corporations de la Couronne avec la direction générale des politiques gouvernementales.

Ce rapport résume les principaux résultats du Secrétariat des services de la Couronne, y compris l'administration et l'exécution de la Loi sur la gouvernance et l'obligation redditionnelle des corporations de la Couronne, la coordination et le soutien de l'élaboration de rapports annuels pour les corporations de la Couronne, la coordination de réponses à la correspondance ministérielle et la supervision de la direction des politiques gouvernementales, avec les corporations de la Couronne, en fonction des échéanciers établis et des besoins du gouvernement.

C'est un honneur et un privilège pour moi de déposer à votre attention ce rapport qui offre un résumé du précieux travail accompli par le personnel au sein du Secrétariat des services de la Couronne avec le soutien d'autres ministères.

Je vous prie d'agréer, Madame la Ministre, l'expression de mon profond respect.

Le sous-ministre des Services de la Couronne,

Scott Sinclair



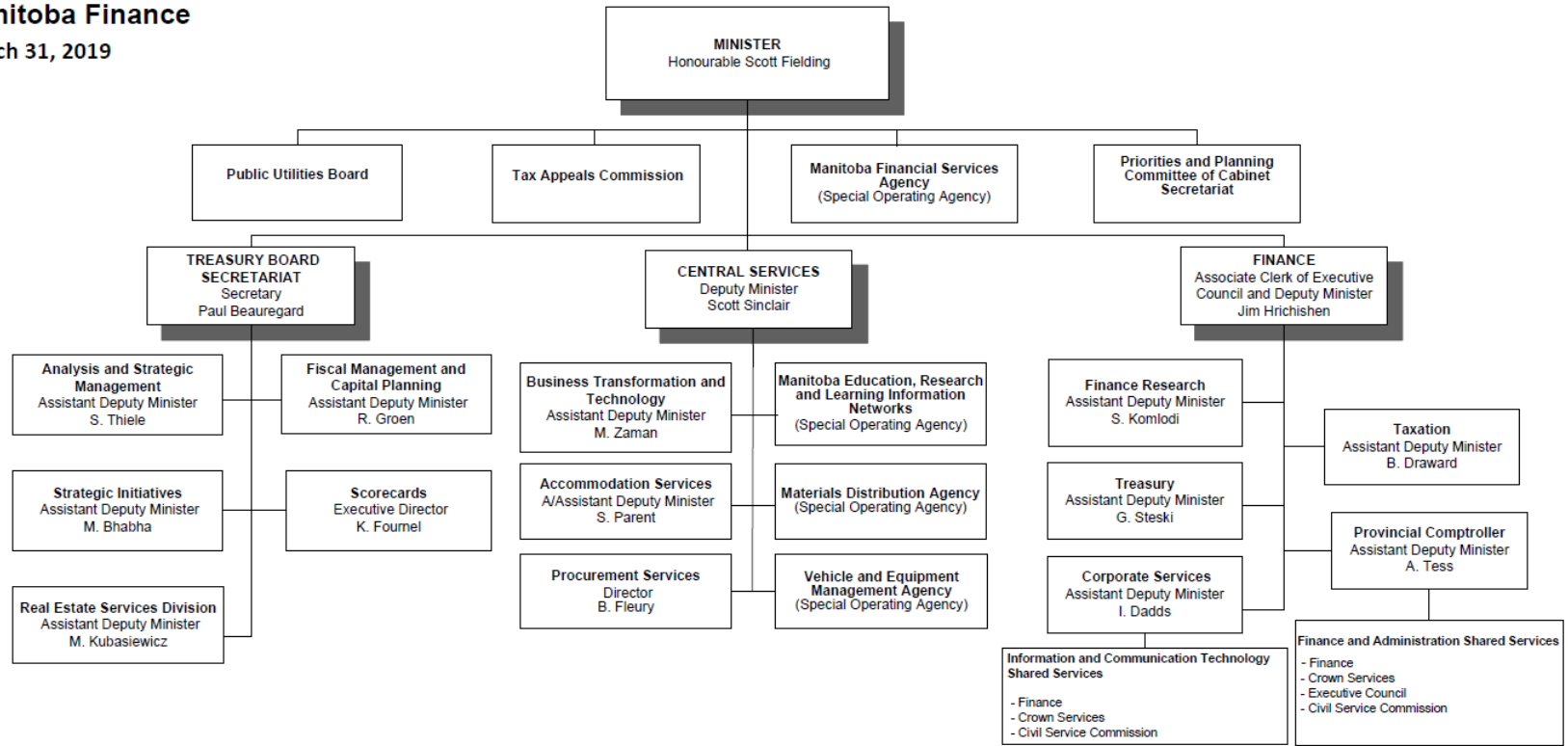
## TABLE OF CONTENTS

Title	Page
Minister's Letter of Transmittal – Manitoba Finance .....	i
Minister's Letter of Transmittal – Manitoba Crown Services.....	ii
Deputy Minister's Letter of Transmittal – Manitoba Finance.....	iii
Deputy Minister's Letter of Transmittal – Manitoba Central Services .....	iv
Secretary to Treasury Board - Letter of Transmittal .....	v
Deputy Minister's Letter of Transmittal – Manitoba Crown Services.....	vi
Organization Charts.....	3
Preface .....	9
Report Structure – Manitoba Finance .....	9
Vision and Mission – Manitoba Finance .....	9
Highlights – Manitoba Finance.....	9
Vision and Mission – Crown Services Secretariat .....	13
Highlights – Crown Services Secretariat.....	13
Statutory Responsibilities – Manitoba Finance.....	16
Statutory Responsibilities – Manitoba Crown Services.....	18
Corporate Services .....	19
Executive Support – Manitoba Finance and Crown Services .....	19
Corporate Services .....	19
Tax Appeals Commission .....	22
Regulatory Accountability Secretariat .....	23
Crown Services .....	25
Fiscal and Financial Management .....	26
Treasury .....	26
Public Debt (Statutory) .....	28
Comptroller .....	29
Taxation.....	32
Finance Research.....	36
Public Utilities Board.....	38
Treasury Board Secretariat.....	40
Treasury Board Secretariat.....	40
Real Estate Services Division .....	41
Priorities and Planning.....	42
Priorities and Planning Committee of Cabinet Secretariat .....	42

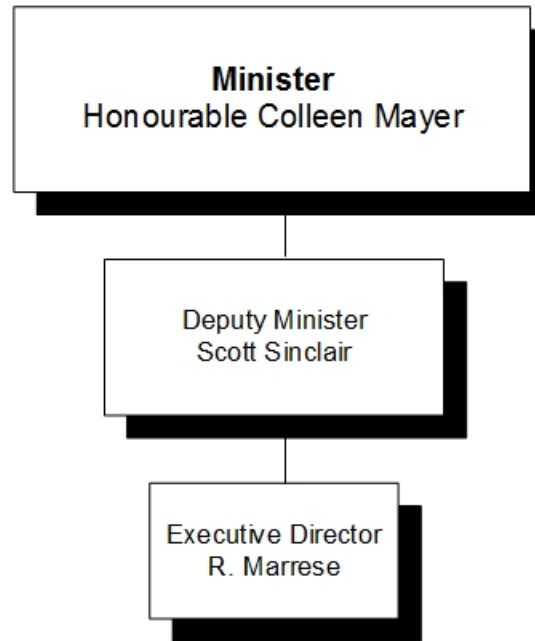
Intergovernmental Affairs .....	43
Manitoba Strategic Infrastructure Secretariat .....	43
Federal-Provincial Relations .....	44
Central Services .....	45
Accommodation Services Division .....	45
Procurement Services .....	47
Business Transformation and Technology .....	48
Costs Related to Capital Assets .....	51
Part B Capital Investment .....	52
Sustainable Development .....	53
Financial Information Section.....	55
Reconciliation Statement .....	55
Part A: Expenditure Summary by Appropriation .....	56
Revenue Summary by Source .....	62
Five Year Operating Expenditure and Staffing Summary .....	66
Performance Reporting.....	67
Regulatory Accountability and Red Tape Reduction .....	73
Manitoba Finance .....	73
Crown Services.....	75
The Public Interest Disclosure (Whistleblower Protection) Act.....	80

# Manitoba Finance

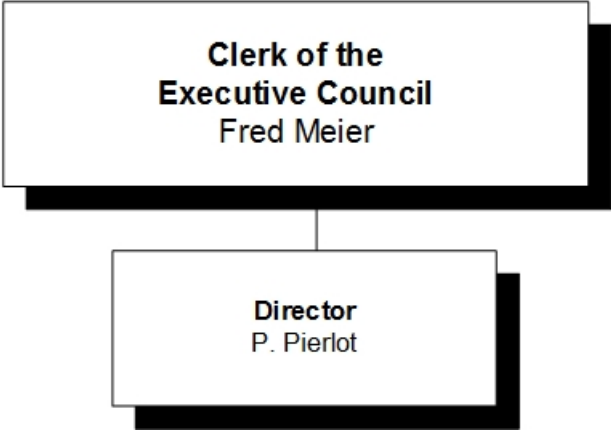
March 31, 2019



**Crown Services**  
**March 31, 2019**

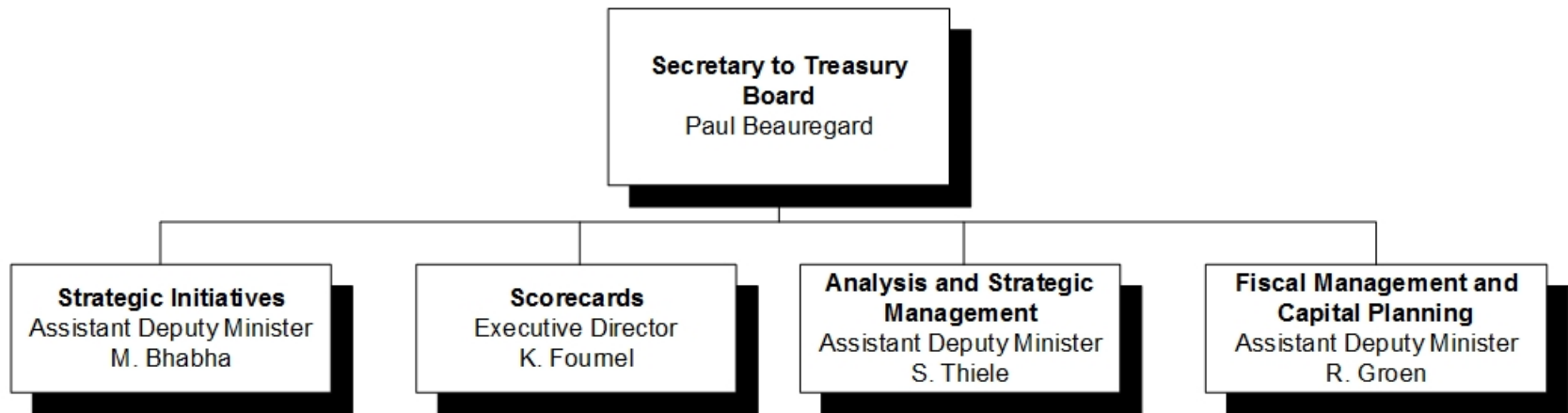


**Regulatory Accountability Secretariat**  
March 31, 2019



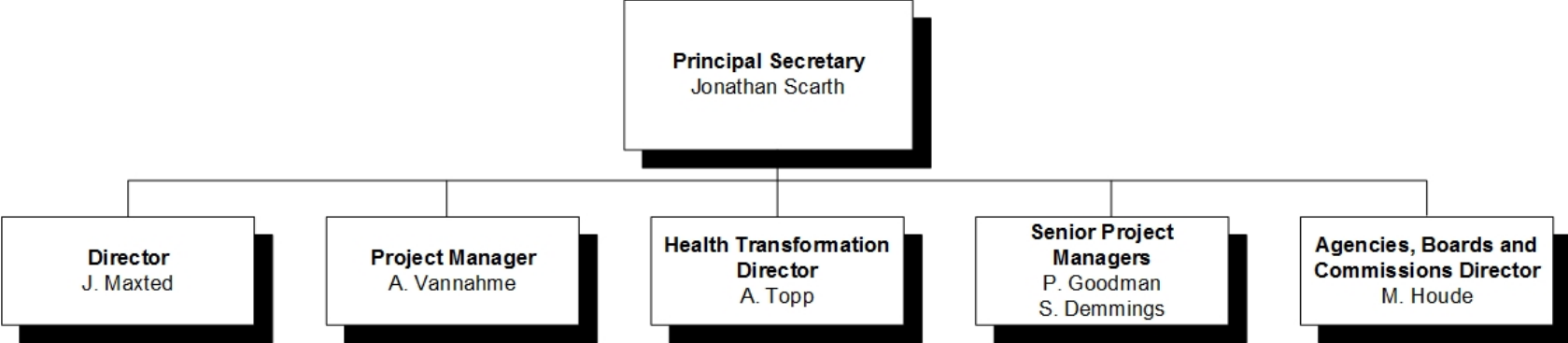
# Treasury Board Secretariat

March 31, 2019

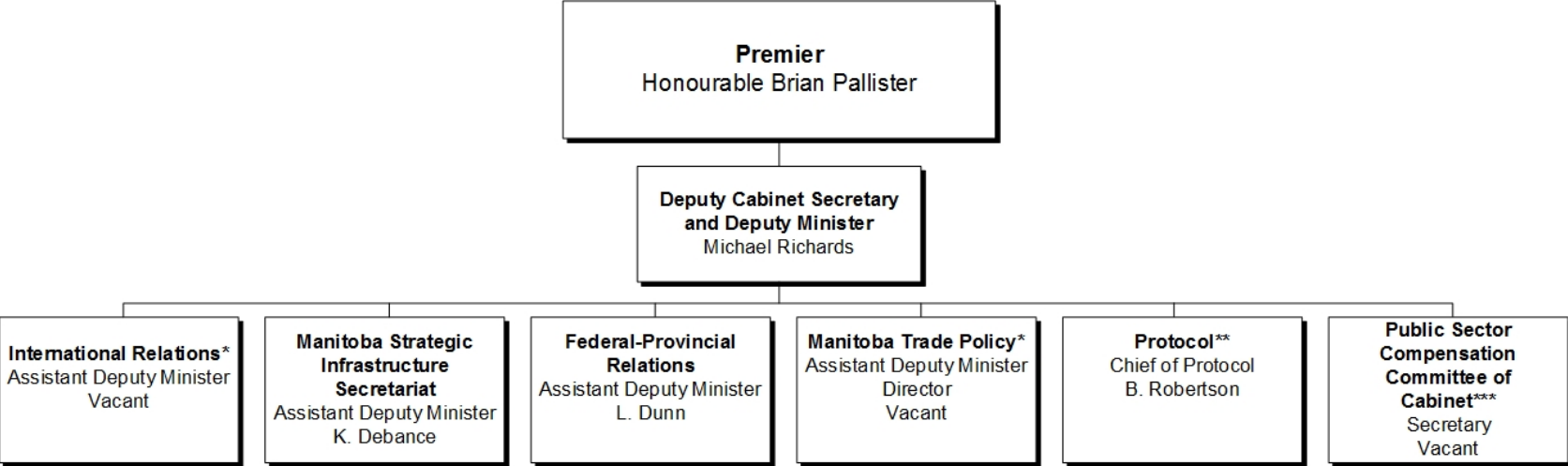




**Priorities and Planning Committee  
of Cabinet Secretariat**  
March 31, 2019



**Intergovernmental Affairs**  
**March 31, 2019**



∞

\*International Relations and Manitoba Trade Policy is with the Department of Growth, Enterprise and Trade.  
\*\*Protocol is with the Department of Sport, Culture and Heritage.  
\*\*\*The Minister of Finance chairs the Public Sector Compensation Committee of Cabinet.

## **PREFACE**

### **Report Structure – Manitoba Finance**

The Annual Report of Manitoba Finance is organized in accordance with Manitoba Finance's appropriation structure as at March 31, 2019, which reflects the authorized appropriations approved by the Legislative Assembly. Exceptions to this format have been made for Net Tax Credit Payments and Public Debt. These areas have been included within the divisions responsible for their administration.

The report includes information at the main and sub-appropriation levels relating to Manitoba Finance's objectives, actual results achieved, financial performance and variances, and provides a five-year historical table giving Manitoba Finance expenditures and staffing. Expenditures and revenue variance explanations previously contained in the Public Accounts of Manitoba are now provided in the annual report.

### **Vision and Mission - Manitoba Finance**

#### **Vision**

A dynamic and innovative organization that supports a strong and growing province.

#### **Mission**

Implementing and managing effective financial, fiscal and economic policies, practices and services for Manitoba and its citizens.

#### **Highlights**

In 2018/2019, Manitoba Finance activities and achievements included:

- preparing the annual Provincial Budget
- providing policy direction on matters relating to financial management and administration, and ensuring appropriate government-wide management practices and systems
- reviewing Special Operating Agencies to measure and assess their continued value to government
- maintaining the core government accounting and financial reporting systems
- preparing the annual Public Accounts and interim summary reports which present Manitoba government's financial results from a "whole of government" perspective

- managing daily cash requirements, the public debt, the investment of public money, and loans and advances made and guarantees given by the government
- advising on fiscal and other economic policies and measures including taxation
- analyzing and appraising the economic situation and prospects in Manitoba, in cooperation with other ministries as appropriate
- representing the Manitoba government in negotiations and participating in meetings related to finance, taxation and economic development
- insuring government assets and managing risk
- providing statistical and labour force information to Manitoba Finance, other government departments and other agencies of government
- promoting the improvement of employment pension plans registered under The Pension Benefits Act
- managing the Manitoba government's financial assets and liabilities
- promoting international relationships and strategic partnerships between and among the Manitoba government, federal government, local government and non-governmental organizations
- advising on strategic policies that relate to federal-provincial relations

Manitoba Finance also encompasses the Manitoba Education, Research and Learning Information Networks, the Manitoba Financial Services Agency, the Materials Distribution Agency, and the Vehicle and Equipment Management Agency. Each of these special operating agencies prepares and presents its own annual report.

## **PRÉFACE**

### **Structure du rapport – Ministère des Finances**

Le rapport annuel du ministère des Finances est présenté conformément à la structure des crédits du ministère des Finances au 31 mars 2019, qui tient compte des crédits autorisés approuvés par l'Assemblée législative. Seuls les paiements nets au titre des crédits d'impôt et la dette publique sont présentés autrement. Ces secteurs ont été inclus à l'intérieur des divisions chargées de leur administration.

Le rapport comprend des renseignements sur les affectations budgétaires principales et de moindre importance relativement aux objectifs du ministère des Finances, à ses résultats réels, ainsi qu'à ses rendements et ses écarts financiers. Il présente en outre un tableau chronologique de la dotation en personnel et des dépenses des cinq dernières années. Les explications relatives aux écarts budgétaires en matière de dépenses et de recettes qui étaient auparavant comprises dans les Comptes publics du Manitoba sont maintenant présentées dans le rapport annuel.

### **Vision et mission – Ministère des Finances**

#### **Vision**

Un organisme dynamique et novateur qui soutient une province vigoureuse et florissante.

#### **Mission**

Mettre en œuvre et gérer des politiques, des pratiques et des services financiers, fiscaux et économiques efficaces pour le Manitoba et ses citoyens.

#### **Faits saillants**

Aperçu des activités et des réalisations du ministère des Finances en 2018/2019 :

- préparer le budget annuel provincial;
- orienter les politiques en matière de gestion financière et d'administration et veiller à l'utilisation de pratiques et de systèmes de gestion appropriés dans l'ensemble du gouvernement;
- examiner les organismes de service spécial pour mesurer et évaluer leur pertinence pour le gouvernement;
- maintenir les systèmes principaux de comptabilité et de rapports financiers du gouvernement

- préparer les comptes publics annuels et autres rapports faisant état de la situation financière de l'ensemble du périmètre comptable du gouvernement;
- gérer les besoins quotidiens de trésorerie, la dette publique, l'investissement de l'argent public, ainsi que les prêts, les avances et les garanties offerts par le gouvernement;
- donner des conseils sur les politiques et mesures fiscales et économiques, y compris les taxes;
- analyser et évaluer la situation économique et les perspectives du Manitoba, en collaboration avec les autres ministères, au besoin;
- représenter le gouvernement du Manitoba dans le cadre des négociations et participer aux réunions portant sur les finances, la fiscalité et le développement économique;
- assurer les biens du gouvernement et gérer les risques;
- fournir des statistiques et des renseignements sur la population active au ministère des Finances, à d'autres ministères et à d'autres organismes gouvernementaux;
- promouvoir l'amélioration des régimes de pension d'employeur enregistrés en vertu de la Loi sur les prestations de pension;
- gérer l'actif et le passif financiers du gouvernement du Manitoba;
- promouvoir les relations internationales et les partenariats stratégiques entre le gouvernement du Manitoba, le gouvernement fédéral, les administrations locales et les organismes non gouvernementaux;
- donner des conseils par rapport aux politiques stratégiques relatives aux relations fédérales-provinciales;

Le ministère des Finances comprend également le (Manitoba Education, Research and Learning Information Networks), l'Office des services financiers du Manitoba, l'Organisme chargé de la distribution du matériel et l'Organisme de gestion des véhicules gouvernementaux et de l'équipement lourd. Chacun de ces organismes d'exploitation spéciaux prépare et présente son propre rapport annuel.

## **Vision and Mission – Crown Services Secretariat**

### **Vision**

To excel in supporting Manitoba's Crown corporations to effectively, efficiently and economically carry out their mandates on behalf of all Manitobans.

### **Mission**

Work collaboratively with Crown corporations, departments, the private sector and non-government organizations to deliver effective and consistent policy analysis, planning, and reporting requirements under the act.

### **Highlights**

In 2018/2019, Manitoba Crown Services Secretariat activities and achievements included:

- launching Efficiency Manitoba, a new stand-alone Crown corporation to deliver demand-side management of electricity and natural gas programs and services
- liaising with and advising Crown corporations in the development of the various public records, plans and reports required through The Crown Corporations Governance and Accountability Act
- preparing documents, managing legislative and regulatory needs, providing analysis of major capital proposals and liaising with Crown corporations to address Manitobans' concerns
- ensuring compliance with reporting requirements of the act, as well as providing analysis and advice with respect to business plans, capital plans and other major decisions that Crown corporations made
- supporting corporate projects relating to red tape reduction, open government, policy and program proposals and inter-jurisdictional trade agreements and initiatives
- developing and maintaining robust board governance training program for all Manitoba Agency, Boards and Commission appointees
- facilitating and collaborating with other departments on projects involving Manitoba's Crown corporations
- providing advice and recommendations to the Minister of Crown Services, Treasury Board and Cabinet with respect to policy and financial issues through analysis and recommendations on submissions to Treasury Board and Cabinet

## **Vision et mission – Secrétariat des services de la Couronne**

### **Vision**

Offrir un excellent soutien aux corporations de la Couronne du Manitoba afin qu'elles remplissent leurs mandats avec efficacité, efficience et de façon économique au nom de tous les Manitobains.

### **Mission**

Travailler de concert avec les corporations de la Couronne, les ministères, le secteur privé et les organismes non gouvernementaux afin de fournir des services efficaces et cohérents d'analyse de politiques, de planification et de reddition de comptes conformément à la loi.

### **Faits saillants**

Aperçu des activités et des réalisations du Secrétariat des services de la Couronne du Manitoba durant l'exercice 2018/2019 :

- lancer Efficience Manitoba, une nouvelle corporation de la Couronne autonome offrant des programmes et des services d'effacement de la consommation d'électricité et de gaz naturel;
- assurer la liaison avec les corporations de la Couronne et les conseiller en vue de la préparation des différents registres, plans et rapports publics exigés en vertu de la Loi sur la gouvernance et l'obligation redditionnelle des corporations de la couronne;
- préparer des documents, gérer les besoins en matière de législation et de réglementation, analyser les principaux projets d'immobilisations et assurer la liaison avec les corporations de la Couronne pour répondre aux préoccupations des Manitobains;
- assurer le respect des exigences de la loi en matière de reddition de comptes et offrir des services d'analyse et de conseil à l'égard des plans d'activités et d'immobilisations et autres décisions importantes que les corporations de la Couronne ont prises;
- soutenir les projets du ministère concernant la réduction du fardeau administratif, l'initiative de gouvernement ouvert, les propositions de politiques et de programmes et les ententes et initiatives commerciales intergouvernementales;
- élaborer et maintenir un programme de formation rigoureux en matière de gouvernance des conseils pour toutes les personnes nommées à des postes au sein d'organismes, de conseils et de commissions;



- collaborer avec d'autres ministères à des projets auxquels participent des corporations de la Couronne du Manitoba et les faciliter;
- offrir des conseils et des recommandations au ministre des Services de la Couronne, au Conseil du trésor et au Cabinet relativement aux enjeux politiques et financiers au moyen d'analyses et de recommandations sur les présentations au Conseil du Trésor et au Cabinet.

## STATUTORY RESPONSIBILITIES OF THE MINISTER OF FINANCE

Continuing  
Consolidation  
Chapter

The Chartered Professional Accountants Act	C71
The Commodity Futures Act	C152
The Cooperatives Act	C223
The Corporations Act [Part XXIV]	C225
The Corporation Capital Tax Act	C226
The Credit Unions and Caisses Populaires Act	C301
The Credit Unions and Caisses Populaires Profits Tax Act	C302
The Crocus Investment Fund Act [section 11]	C308
The Crown Lands Act [sections 1 to 4, clauses 7.3(2)(a) and (b); sections 9, 11 to 13.1, 15 and 20, subsections 23(1) and (2); sections 24 to 26, 30, 34 and 34.1; sections 5 to 6.1, clauses 7(1)(a), (b), (d) and (e), subsections 7(2) to (6); subsection 7.1(1) and subsections 7.3(1) and (3) to (5), sections 7.6, 8, 14, 16 to 18, 21, 22, and subsection 23(3), insofar as they relate to the disposition of Crown lands and agricultural Crown lands, other than setting fees or rents or issuing work permits]	C340
The Emissions Tax on Coal and Petroleum Coke Act	E90
The Financial Administration Act	F55
The Fire Insurance Reserve Fund Act	F70
The Fiscal Responsibility and Taxpayer Protection Act	F84
The Fuel Tax Act	F192
The Government Purchases Act	G90
The Health and Post Secondary Education Tax Levy Act	H24
The Income Tax Act [except sections 5.3 to 5.6, 7.5 to 7.9, 7.13 to 7.16, 7.20, 10.4, 10.4.1, 10.5, 10.6 and 11.8 to 11.21]	I10
The Insurance Act	I40
The Insurance Corporations Tax Act	I50
The Manitoba Investment Pool Authority Act	I100
The Labour-Sponsored Venture Capital Corporations Act [except Part 2 and sections 16 to 18 as they relate to Part 2]	L12
The Land Acquisition Act	L40
The Mining Claim Tax Act	M165
The Mining Tax Act	M195
The Mortgage Brokers Act	M210
The Municipal Taxation and Funding Act [except Part 2]	M265
The Pari-Mutuel Levy Act	P12
The Provincial Parks Act [sections 1 and 16, subsection 21(1), sections 22 and 30, clauses 32(b), (f), (i), (j), and (k), 33(u) and subsection 34(1),	P20

and the Debt Certificate (f), (f), (i), (j), and (k), 33 (u) and subsection 34 (1), and the Debt Certificate Regulation, M.R. 140/96]

The Pension Benefits Act	P32
The Pooled Registered Pension Plans (Manitoba) Act	P94.6
The Property Tax and Insulation Assistance Act [Parts I, I.1, III, III.3, IV, V.1 and V.2, and section 1 and Part VI as they relate to subjects covered under Parts I, I.1, III, III.3, IV, V.1 and V.2]	P143
The Public Officers Act	P230
The Public Sector Compensation Disclosures Act	P265
The Public Services Sustainability Act, <u>SM 2017, c. 24</u> [Not yet in force, it is to come into force on a date to be fixed by Proclamation.]	P272
The Public Utilities Board Act	P280
The Public Works Act [as it relates to matters within the mandate of the Accommodation Services Division of the Department of Finance]	P300
The Real Estate Brokers Act (to be repealed by SM 2015, c. 45, s. 89)	R20
The Real Estate Services Act (SM 2015, c. 45) [Not yet in force. It is to come into force on a date to be fixed by Proclamation.]	R21
The Regulatory Accountability Act	R65
The Retail Sales Tax Act	R130
The Securities Act	S50
The Securities Transfer Act	S60
The Statistics Act	S205
The Succession Duty Act (S.M. 1988-89, c. 42) [Being phased out.]	C42
The Suitors' Moneys Act	S220
The Tax Administration and Miscellaneous Taxes Act	T2
The Tax Appeals Commission Act	T3
The Tobacco Tax Act	T80
The Wild Rice Act [sections 1 and 2, subsection 8(2), 10 to 13, 15, 16, 18 to 23 and clause 31(e)]	W140

**STATUTORY RESPONSIBILITIES OF  
THE MINISTER OF CROWN SERVICES**

The Manitoba Centennial Centre Corporation Act	C40
The Crown Corporations Governance and Accountability Act	C336
The Efficiency Manitoba Act	E15
The Manitoba Hydro Act	H190
The Manitoba Liquor and Lotteries Corporation Act	L155
The Manitoba Public Insurance Corporation Act [except for section 174.1 to 174.4 (claimant advisor office) and sections 175 to 185 (Automobile Injury Compensation Appeal Commission)]	P215

## CORPORATE SERVICES

### Executive Support

The ministers' salaries provide additional compensation to which individuals appointed to the Executive Council are entitled.

Executive Support provides support and advice to the minister on all policy and program matters related to Manitoba Finance and Manitoba Crown Services, coordinates and administers the activities of Manitoba Finance in order to meet government policy objectives, and provides administrative leadership to Manitoba Finance and Manitoba Crown Services.

1 (a) Ministers' Salaries					
Expenditures by Sub-Appropriation	Actual		Estimate	Variance	Expl. No.
	2018/2019		2018/2019	Over/(Under)	
	\$(000s)	FTEs	\$(000s)	\$(000s)	
Ministers' Salaries	89	2.00	84	5	
<b>Total Sub-Appropriation</b>	<b>89</b>	<b>2.00</b>	<b>84</b>	<b>5</b>	

1 (b) Executive Support					
Expenditures by Sub-Appropriation	Actual		Estimate	Variance	Expl. No.
	2018/2019		2018/2019	Over/(Under)	
	\$(000s)	FTEs	\$(000s)	\$(000s)	
Salaries and Employee Benefits	1,259	13.00	1,182	77	
Other Expenditures	170		92	78	1
<b>Total Sub-Appropriation</b>	<b>1,429</b>	<b>13.00</b>	<b>1,274</b>	<b>155</b>	

#### Explanation:

1. Variance is primarily due to operations related to Crown Services Deputy Minister's Office.

### Corporate Services

The Corporate Services Division supports the corporate needs of Manitoba Finance by liaising and cooperating with other areas to develop and implement departmental policies and procedures for financial management, administration, business processes and Information Technology (IT) management.

The division supports the minister, deputy minister and department on corporate and financial services policy matters, issues management, legislation, regulation, and executive management strategic planning. The division provides support on the development and implementation of policy matters for the Manitoba Financial Services Agency, which is a special operating agency under Manitoba Finance, as well as for the Office of the Superintendent - Pension Commission (branch). The division also coordinates access to information for Manitoba Finance, Executive Council, Civil Service Commission and Crown Services and administers the All Charities function.

The Office of the Superintendent - Pension Commission (branch), safeguards employees' rights to benefits promised under employment pension plans as provided under pension benefits legislation. The branch administers and enforces The Pension Benefits Act (Act) and Regulations, which set minimum standards for members' pension benefits, the funding of pension benefits, and the investing of plan assets. The branch

also promotes the establishment, extension and improvement of employment pension plans registered under the Act. The branch also enforces The Pooled Registered Pension Plans (Manitoba) Act and Regulations.

### **Key Results Achieved:**

- providing leadership and supported strategic planning, and the effective use of IT resources for Manitoba Finance
- managing the implementation of several value-for-money IT investments that were clearly linked to the achievement of strategic business outcomes
- supporting management through the provision of analytical, consultative and evaluative advice on policy and planning proposals and ongoing operations
- ensuring Manitoba Finance, Executive Council, Civil Service Commission and Crown Services met their responsibilities under The Freedom of Information and Protection of Privacy Act (FIPPA)
- processing FIPPA requests of 73 for Manitoba Crown Services; 63 for Manitoba Civil Service Commission, 162 for Manitoba Executive Council, and 173 for Manitoba Finance
- supporting the timely reporting of Manitoba Finance's Supplementary Information for Legislative Review, and Annual Report to the Legislature in consultation with Comptroller's Division
- expanding the use of cost-effective investments in information systems to enable delivery of Manitoba Finance program needs for automated functionality, system performance, security and availability
- reviewing for compliance: 62 pension plan amendments; seven full plan windups; and one partial windup
- reviewing for compliance: 346 Annual Information Returns, which detail the contributions and membership changes under a pension plan over its fiscal year; and 37 actuarial valuation reports, which detail the funded and solvency position of a defined benefit pension plan, and contribution requirements over the next three years
- processing 2,229 requests for written notice concerning one-time transfers of funds held in life income funds and pension plans if the plan permits
- responding to approximately 2,500 pension related telephone inquiries and issued responses to over 450 pieces of correspondence
- conducting six Pension Administration Reviews to assess whether the administrative systems and practices of pension plans were sufficient to meet legislative compliance, and monitored progress on the issues identified in the Reviews' reports

- publishing four electronic documents, updated two policy bulletins, and maintained up-to-date information on the website
- working with pension regulators from other jurisdictions on several new and continuing initiatives through the activities of the Canadian Association of Pension Supervisory Authorities

**1 (c) Corporate Services**

Expenditures by Sub-Appropriation	Actual	Estimate		Variance	Expl. No.
	2018/2019 \$(000s)	FTEs	2018/2019 \$(000s)	Over/(Under) \$(000s)	
Salaries and Employee Benefits	1,952	30.00	2,401	(449)	1
Other Expenditures	269		265	4	
<b>Total Sub-Appropriation</b>	<b>2,221</b>	<b>30.00</b>	<b>2,666</b>	<b>(445)</b>	

**Explanation:**

1. Variance is primarily due to vacancies resulting from retirements and staff turnover.

## Tax Appeals Commission

The Tax Appeals Commission Act provides for the appointment of one or more commissioners for the purpose of dealing with appeals filed by taxpayers who disagree with assessments issued by the Taxation Division. The Tax Appeals Commission provides taxpayers with an objective review of a taxpayer's appeal, independent of the taxation officials who issued the assessment.

The activity of the commission and results for 2018/2019 are as follows:

<b>Outstanding appeals as at March 31, 2018</b>		<b>29</b>
Appeals received in 2018/2019:		
Administration	4	
Audit	<u>12</u>	<u>16</u>
		45
Disposition of appeals in 2018/2019:		
Varied	2	
Affirmed	5	
Rescinded	2	
Withdrawn	<u>9</u>	
Appeals Resolved		<u>18</u>
<b>Outstanding appeals as at March 31, 2019</b>		<b><u>27</u></b>

1 (d) Tax Appeals Commission					
Expenditures by Sub-Appropriation	Actual	Estimate		Variance	Expl.
	2018/2019	2018/2019		Over/(Under)	No.
	\$(000s)	FTEs	\$(000s)	\$(000s)	
Tax Appeals Commission	34		16	18	1
<b>Total Sub-Appropriation</b>	<b>34</b>		<b>16</b>	<b>18</b>	

### Explanation:

1. Variance is primarily due to legal and professional services.



## **Regulatory Accountability Secretariat**

The Regulatory Accountability Secretariat provides support to the Regulatory Accountability Committee of Cabinet, which was established by legislation to oversee and promote regulatory accountability and red tape reduction across government. The Secretariat is responsible for the implementation of The Regulatory Accountability Act, and leads and coordinates efforts to establish and implement principles and practices for regulatory accountability within government initiatives and activities. It also facilitates monitoring and analysis of government regulatory requirements to minimize administrative burden on external stakeholders.

### **Key Results Achieved:**

- implementing the new government-wide Regulatory Accountability Database (RAD)
- developing and launching the Administrative Burden Estimator (ABE), the Direct Internal Cost Estimator (DICE) and other tools to support the 2-for-1 rule and other aspects of regulatory accountability
- training and supporting all departments and government agencies in core regulatory accountability methodologies and techniques, and use of the RAD system and other analytical tools
- creating the Manitoba Regulatory Consultation portal to support the mandatory 45-day consultation period for proposed regulations
- continuing to facilitate the identification, monitoring and minimization of the number of regulatory requirements and their associated administrative burden, and identified unnecessary regulatory requirements
- carrying out the design and development of the Forms and Policies Portal to support the mandatory publication of all forms and policies across government
- continuing to coordinate the government's initiatives and activities on regulatory accountability with government departments and government agencies to promote and enhance regulatory accountability in Manitoba
- leading Manitoba's participation on the Regulatory Reconciliation and Cooperation Table established under the Canadian Free Trade Agreement, which successfully oversaw and endorsed 3 reconciliation agreements in the areas of technical safety, occupational health and safety, and transportation

1 (f) Regulatory Accountability Secretariat

Expenditures by Sub-Appropriation	Actual 2018/2019	Estimate 2018/2019		Variance Over/(Under)	Expl. No.
	\$(000s)	FTEs	\$(000s)	\$(000s)	
Salaries and Employee Benefits	155	3.00	244	(89)	
Other Expenditures	105		197	(92)	1
<b>Total Sub-Appropriation</b>	<b>260</b>	<b>3.00</b>	<b>441</b>	<b>(181)</b>	

**Explanation:**

1. Variance is primarily due to a delay in commencement of the maintenance and support agreement for the Regulatory Accountability Database (RAD).

## Crown Services

The Crown Services Secretariat provides support and policy advice to the minister and deputy minister of Crown Services in overseeing the five Crown corporations of Manitoba Hydro, Manitoba Liquor and Lotteries Corporation, Manitoba Centennial Centre Corporation, Efficiency Manitoba and Manitoba Public Insurance Corporation.

In addition, the secretariat also ensures effective communication and issues management for ministerial correspondence sent to the minister's office.

### Key Results Achieved:

- Established Efficiency Manitoba as a new, stand-alone Crown corporation to deliver demand-side-management programming for Manitoba. Key results include appointing the Board of Efficiency Manitoba to govern the new Crown corporation and hiring the permanent Chief Executive Officer to lead the transition from Manitoba Hydro.
- Established the Manitoba Hydro Economic Review of Bipole III and Keeyask in accordance with government direction to review the budgets for both projects and make recommendations to improve the decision-making process.
- Assisted the Board of the Manitoba Centennial Centre Corporation in their review of their governance model to make recommendations that ensure the organization is able to function in a fiscally sustainable manner over the long-term.
- Issued a directive to the Manitoba Hydro Electric Board respecting agreements with indigenous groups and communities.
- Continued supporting red tape reduction initiatives for Crown corporations including removing Automobile Insurance Rates from regulation.

2 (a) Crown Services					
Expenditures by Sub-Appropriation	Actual	Estimate		Variance	Expl. No.
	2018/2019 \$(000s)	FTEs	2018/2019 \$(000s)	Over/(Under) \$(000s)	
Salaries and Employee Benefits	473	5.00	527	(54)	
Other Expenditures	894		915	(21)	
<b>Total Sub-Appropriation</b>	<b>1,367</b>	<b>5.00</b>	<b>1,442</b>	<b>(75)</b>	

# FISCAL AND FINANCIAL MANAGEMENT

## Treasury

The Treasury Division manages and administers the cash resources, borrowing programs, and all investment and debt management activities of the government. It further manages the borrowing programs and investment activities for all of its Crown corporations and government agencies. The division also arranges for the financing of municipalities, universities, schools and hospitals.

Major changes are continually taking place in the world's economic and financial markets. These changes have a significant impact on both short and long-term management strategies, as well as the day-to-day decisions made by Treasury Division staff.

The division maintains contact with a large number of domestic and foreign financial institutions, as well as regulatory and rating agencies, to inform them of the fiscal and economic performance of the Manitoba government and its policies, while at the same time obtaining information about the state of world financial markets and financial products and opportunities available to the Manitoba government.

### Key Results Achieved:

- maintaining the best possible financial arrangements that minimize risk and cash flow requirements for the Manitoba government, Crown corporations, government agencies, school boards, hospitals and municipalities
- ensuring policies, legislation and regulations are sufficient for the needs of the government
- ensuring investment returns are the maximum possible within acceptable risk parameters
- issuing securities in both domestic and international markets valuing approximately \$7.2 billion
- servicing provincial borrowings represented by debentures, savings bonds, treasury bills, promissory notes and Canada Pension Plan debentures payable in Canadian dollars, borrowings also include: debenture issues payable in United States dollars, euros, pounds sterling, Swiss francs, New Zealand dollars, Australian dollars, Hong Kong dollars and Japanese yen. In servicing foreign issues, the division administered approximately 400 swap agreements whereby, all the foreign debt has been swapped into fixed or floating rate Canadian or United States dollar liabilities in order to mitigate risk to foreign currency fluctuation
- managing the cash flow and investment of significant dollar amounts processed through the bank accounts of the government

- managing the surplus funds deposited from government departments, agencies and Crown corporations in approximately 80 interest-bearing trust deposit accounts; these trust funds averaged \$1.5 billion and paid interest of approximately \$26.0 million
- advancing \$3.3 billion in new loans and advances to government programs, Crown corporations and government agencies; and managing an aggregate outstanding of \$27.0 billion in loans and advances to government programs, Crown corporations, and agencies
- managing approximately \$4.0 billion in long-term investments of the Manitoba government and its agencies, generating earnings of approximately \$245.0 million
- managing an average balance of approximately \$2.7 billion in short-term investments of the Manitoba government, requiring processing of transactions representing purchases, sales and maturities of approximately \$172.0 billion, this servicing was accomplished while maintaining loss-free safekeeping, payment and receipt operations

3 (a) Treasury

Expenditures by Sub-Appropriation	Actual 2018/2019 \$(000s)	Estimate 2018/2019 FTEs	Estimate 2018/2019 \$(000s)	Variance Over/(Under) \$(000s)	Expl. No.
Salaries and Employee Benefits	2,339	25.00	2,164	175	
Other Expenditures	133		152	(19)	
<b>Total Sub-Appropriation</b>	<b>2,472</b>	<b>25.00</b>	<b>2,316</b>	<b>156</b>	

## Public Debt (Statutory)

This appropriation provides for the required net cost of interest and related expenses payable with respect to the Public Debt of the Manitoba government.

9 Public Debt (Statutory)		Actual	Estimate	Variance	Expl.
Expenditures by Sub-Appropriation		2018/2019	2018/2019	Over/(Under)	No.
		\$(000s)	\$(000s)	\$(000s)	
(a)	Interest on:				
(1)	Interest on the Public Debt of Manitoba and related expenses	1,484,066	1,556,153	(72,087)	
(2)	Interest on departments' capital assets	281,303	260,000	21,303	
(3)	Interest on Trust and Special Funds	27,928	13,750	14,178	
	<b>Subtotal (a)</b>	<b>1,793,297</b>	<b>1,829,903</b>	<b>(36,606)</b>	
(b)	Less: Interest and Other Charges to be received from:				
(1)	Sinking Fund Investments	(44,438)	(40,719)	(3,719)	
(2)	Manitoba Hydro	(972,825)	(995,363)	22,538	
(3)	Manitoba Housing and Renewal Corporation	(40,962)	(40,659)	(303)	
(4)	Manitoba Agricultural Services Corporation	(23,953)	(18,073)	(5,880)	
(5)	Other Government Agencies	(13,534)	(12,772)	(762)	
(6)	Other Loans and Investments	(162,699)	(148,305)	(14,394)	
(7)	Other Appropriations	(355,315)	(334,012)	(21,303)	
	<b>Subtotal (b)</b>	<b>(1,613,726)</b>	<b>(1,589,903)</b>	<b>(23,823)</b>	
<b>Total Sub-Appropriation</b>		<b>179,571</b>	<b>240,000</b>	<b>(60,429)</b>	<b>1</b>
	Add back: Subtotal (b)	1,613,725	1,589,903	23,822	
	Less: Manitoba Hydro net of Hydro Guarantee Fees	(786,996)	(810,067)	23,071	
	Less: Interest recoveries received from Other Reporting Entities	(211,063)	(189,822)	(21,241)	
	Less: Capitalized interest on Core departments' capital assets	(13,435)	(18,000)	4,565	
	Interest on Borrowings of Other Reporting Entities	218,494	221,983	(3,489)	
	<b>Summary Debt Servicing Costs</b>	<b>1,000,296</b>	<b>1,033,997</b>	<b>(33,701)</b>	

### Explanation:

1. Variance is primarily due to favourable interest rates, as well as an increase in interest recoveries on Part B capital assets

## Comptroller

The Comptroller Division establishes and fosters a corporate comptrollership function for the Manitoba government that includes the development and operation of financial and management systems in support of legislative and governmental decision-making, service delivery effectiveness and accountability requirements and manages risk to reduce the impact of uncertainty upon organizational goals and to protect assets and programs.

Some of the key components integral to the division's government-wide comptrollership function include: designing management processes; establishing financial and accounting policies; assisting in the coordination of the government's Summary Budget; preparing and presenting financial information for internal and external reporting, including the government's Public Accounts on a summary basis; maintaining the central accounts of the Manitoba government; controlling all disbursements and revenue transactions for the Consolidated Fund; facilitating the integration and coordination of financial and management information; providing advisory and problem solving services to corporate government and line departments; recommending and monitoring appropriate financial risk control measures; administering insurance related claims; reviewing contracts, requests for proposals, legislation and commercial insurance; and implementing risk financing measures including self-insurance and commercial insurance.

### Key Results Achieved:

- completing 19 internal audit projects continuing from prior years (final reports were issued on 11 of those internal audit projects, draft reports were issued on four of those internal audit projects, and the fieldwork was completed on the remaining four internal audit projects) and three current year internal audit projects (final reports were issued on one of those internal audit projects, and draft reports were issued on two of those internal audit projects)
- leading the orientation of the new Deputy Ministers Audit and Enterprise Risk Management Committee members
- preparing reports summarizing the audit activities for the year and the audit plan for the upcoming year for the Deputy Ministers Audit and Enterprise Risk Management Committee
- participating in Chartered Professional Accountants of Manitoba (CPA Manitoba), the Institute of Internal Auditors, Information Systems Audit and Control Association activities, Manitoba Chapter of the Risk and Insurance Management Society, Inc. (RIMS) and RIMS Canada Council (RCC)
- updating the audit management software

- leading Business Continuity management and Workplace Safety and Health Committees for Manitoba Finance
- paying \$2.1 million for commercial insurance premiums for departments in 2018/2019, and \$2.3 million for agencies with combined total insured values in excess of \$10.0 billion
- collecting \$5.2 million agency self-insurance fund premiums; paying \$4.3 million for claims and expenses
- performing payroll transactions that included 421,631 direct deposits, 172 cheques, 281 new and 74 amendments to garnishment orders while adhering to all deadlines and all related laws, regulations and policies.
- releasing 307,000 payments for grants, supplies and services to corporations, firms and other recipients based on documents and supporting information provided by the government's operating departments; of this total, 190,000 were direct deposit payments to vendors
- processing and collecting amounts owing to the government for shared-cost agreements on a timely basis
- issuing quarterly summary financial report statements of the government in accordance with established timetables and accounting policy
- preparing the annual financial reports, as represented by the Public Accounts in accordance with The Financial Administration Act; the 2018/2019 summary financial statements of the government are represented by Volume 1 of the Public Accounts, and the more detailed financial statements, schedules and reports of the Consolidated Fund are represented by Volumes 2 and 3 of the Public Accounts
- providing consultation and financial guidance to departments within the Consolidated Fund and to other reporting entities for appropriate financial processes that align with Manitoba's Comptrollership Framework
- providing advice to central government on the impacts of financial decisions on the summary financial statements
- maintaining strong fiscal management, accountability and control over departmental financial resources, monitoring and advising of emerging financial and program management issues, and providing financial information to departmental managers and other government agencies and departments
- ensuring prompt and accurate payment of accounts payable, and collecting and depositing all revenues and receipts to which the departments were entitled
- ensuring timely reporting of departmental management reports, annual estimates information, detailed budget forecasts and related reports, the Supplementary Information for Legislative Review, as well as the Annual Report to the Legislature
- providing leadership in the legislative amendments to the Public Sector Compensation Disclosure Act (PSCDA). The amendments will make PSCD reports more relevant and accessible to the public and improve disclosure and provide greater accountability and transparency to Manitoba citizens. The amendments will also address the recommendations of the Auditor General of Manitoba.



**3 (b) Comptroller**

Expenditures by Sub-Appropriation	Actual	Estimate		Variance	Expl. No.
	2018/2019 \$(000s)	FTEs	2018/2019 \$(000s)	Over/(Under) \$(000s)	
Salaries and Employee Benefits	5,260	83.00	6,505	(1,245)	1
Other Expenditures	1,645		994	651	2
Insurance Premiums	2,105		2,770	(665)	3
Less: Recoverable from Other Appropriations	(2,611)		(3,330)	719	3
<b>Total Sub-Appropriation</b>	<b>6,399</b>	<b>83.00</b>	<b>6,939</b>	<b>(540)</b>	

**Explanation:**

1. *Variance is primarily due to staffing vacancies.*
2. *Variance is primarily due to expenditures related to a Transformation Capital Fund project.*
3. *Variance in expenditures and corresponding recoveries is due to competitive insurance markets and Manitoba's excellent loss experience.*

## Taxation

The Taxation Division is responsible for efficiently and effectively administering the following provincial taxation acts and collecting revenues as provided in these acts:

- The Corporation Capital Tax Act
- The Credit Unions and Caisses Populaires Profits Tax Act
- The Emissions Tax on Coal and Petroleum Coke Act
- The Fuel Tax Act
- The Health and Post Secondary Education Tax Levy Act
- The Insurance Corporations Tax Act
- The Mining Tax Act
- The Retail Sales Tax Act
- The Tax Administration and Miscellaneous Taxes Act
- The Tobacco Tax Act
- The continuing phase-out of The Succession Duty Act

Activities of the division include administering the collection, processing and reporting of taxation revenues; informing, investigating and auditing taxpayers and businesses; and developing and distributing public tax information to protect revenue by promoting voluntary compliance.

Actual revenues for the 2018/2019 fiscal year under the taxation acts noted above as well as for the Mining Claim Lease Tax and Environmental Protection Tax, were \$3,863 million, which was \$138 million less than the estimated revenues of \$4,001 million.

Revenue variances by source are discussed in the Revenue Variance Explanations section (page 63). The major variances from the estimate are as follows:

Carbon Tax revenue was less than the estimate by \$143 million, due to tax measure being cancelled

Retail Sales Tax revenue was greater than the estimate by \$8 million, due to growth in construction and manufacturing sectors exceeding the forecast

Tobacco Tax revenue was less than the estimate by \$13 million, due to lower than expected wholesale shipments, the impact of e-cigarette sales and illicit market activity

Further details on all taxation revenues are presented in the Revenue Summary by Source table (page 61).

The following table details the historical revenues collected under the taxation acts noted above for the past five years:

**Provincial Taxation Acts**  
**Comparative Statement of Actual Revenues \$(000s)**  
For Fiscal Years Ending March 31, 2015 to March 31, 2019

	2014/2015	2015/2016	2016/2017	2017/2018	2018/2019
Corporation Capital Tax	135,341	158,359	185,845	177,681	195,076
Fuel Tax	317,363	319,189	335,512	343,716	347,406
Insurance Corporations Tax	86,214	90,771	94,263	100,645	112,562
Levy for Health and Education	439,231	457,512	475,284	490,430	510,895
Succession Duty and Gift Tax	3	3	3	3	3
Mining Claim Lease Tax	71	71	71	71	71
Mining Tax	2,429	2,035	1,345	6,381	12,358
Retail Sales Tax	2,201,955	2,266,868	2,298,215	2,441,336	2,469,391
Tobacco Tax	256,022	256,119	243,266	228,123	217,540
Environmental Protection Tax	3,471	4,670	3,464	3,835	3,322
Credit Unions and Caisses Populaires	527	865	710	1,360	1,422
Profits Tax					
<b>Total</b>	<b>3,442,627</b>	<b>3,556,462</b>	<b>3,637,978</b>	<b>3,793,581</b>	<b>3,870,046</b>

**Key Results Achieved:**

- maintaining effective and efficient tax administration systems to reduce tax administration costs and maintaining accurate and current filing of tax returns and business registrations, with a deterrent to tax avoidance or evasion
- collecting outstanding taxes and delinquent returns
- maintaining and delivering enhancements to TAXcess — an efficient online system for filing and payment of taxes, which facilitates business registrations and permits taxpayer browsing of account status
- ensuring accurate processing of taxpayer refund claims
- increasing voluntary compliance by recovering unpaid taxes through audits and investigations
- maintaining tax administration processes and systems to ensure continued efficiency in the filing and processing of returns and business registration under the acts
- evaluating the implications of administrative and revenue options considered by the government on a timely basis
- maintaining and updating key public information bulletins including online information pertaining to all acts, and responding in a timely basis to taxpayer enquiries to promote voluntary compliance
- liaising with the Canada Revenue Agency and other jurisdictions on co-operative information exchanges, joint compliance and audit initiatives, and other taxation administration and management issues

<b>Vendors</b>  Note: represents all vendors registered under all statutes	Registered Vendors	51,800
	Returns generated	102,000 (paper) 126,000 (electronic)
<b>Administration</b>  Note: includes all refunds and resulting disbursements under all statutes except for First Nations fuel and tobacco tax exemptions	Completed refunds (not including fuel and tobacco tax exemptions on First Nations)	9,845
	Disbursements	\$ 43.9 million
<b>Fuel Tax exemption on First Nations</b>	Total active retailers	53(on 30 First Nations)
	Bands with agreements	0
	Claims (retailers and Bands)	1,403
	Bulk fuel collectorship agreements	11
	Disbursed	\$ 13 million
<b>Tobacco Tax exemption on First Nations</b>	Total active retailers	7 (on 2 First Nations)
	Bands with agreements	57
	Claims (retailers and Bands)	1,612
	Disbursed	\$ 36.4 million

<b>Audit</b>  Note: represents all files under all statutes	Completed refunds	51
	Completed files	1,090
	Audit recoveries	\$49.5 million
<b>Investigations</b>  Note: includes all files except tobacco	Completed files	81
	Charges	49
	Convictions	21
	Fines	\$ 18,248
	Penalties	\$ 733,416

<b>Tobacco Interdiction</b>	Completed audit or investigation files	63
	Charges	50
	Convictions	25
	Fines	\$ 44,372
	Penalties	\$489,215

**3 (c) Taxation**

Expenditures by Sub-Appropriation	Actual	Estimate		Variance	Expl. No.
	2018/2019 \$(000s)	FTEs	2018/2019 \$(000s)	Over/(Under) \$(000s)	
Salaries and Employee Benefits	10,921	184.80	13,173	(2,252)	1
Other Expenditures	3,854		3,568	286	
<b>Total Sub-Appropriation</b>	<b>14,775</b>	<b>184.80</b>	<b>16,741</b>	<b>(1,966)</b>	

**Explanation:**

1. Variance is primarily due to vacancies resulting from retirements and staff turnover.

## **Finance Research**

Finance Research Division provides research and analysis to government with respect to national and provincial economic, fiscal and statistical matters; taxation policy and programs; and intergovernmental fiscal arrangements.

Activities of the division include producing policy advice and analysis; developing revenue forecasts and coordinating and developing tax credit expenditure forecasts; drafting legislation and implementing tax and other budget measures; coordinating the preparation of the Manitoba Budget and preparing budget documents; and operating the Tax Assistance Office. Total provincial revenue from income taxes administered by the division in 2018/2019 amounted to \$3.6 billion in individual income tax and \$0.6 billion in corporate income tax. Total provincial revenues governed by federal-provincial transfer arrangements and administered by the division in 2018/2019 included \$2.0 billion in equalization and \$1.9 billion in cash payments for major health and social programs.

### **Key Results Achieved:**

- providing research and analytical support and advice to the minister and cabinet with respect to national and provincial economic, fiscal, statistical and taxation matters as well as intergovernmental issues
- preparing research and analysis necessary for the minister and cabinet to develop the Manitoba Budget
- supporting the pre-budget consultation process by preparing presentations for stakeholder meetings and providing analysis and reports of the online public survey
- coordinating the production of the Manitoba Budget and related documents
- implementing budget measures through The Budget Implementation and Tax Statutes Amendment Act, 2018 and 2019 and working with Finance Canada and the Canada Revenue Agency to implement the changes
- providing input into the Quarterly Financial Reports and the Public Accounts
- administering and monitoring fiscal arrangements with the federal government, including participating in activities to support the renewal of certain federal/provincial fiscal arrangements
- administering tax administration agreements with the federal government and administering tax credit programs with the federal government, departments, municipalities and other administrators
- managing administration of a variety of programs through the Tax Assistance Office, informing and assisting taxpayers and enforcing Manitoba income tax and Manitoba tax credit programs as provided by the office

- developing and maintaining the Manitoba government's revenue estimates and projections, including for provincial tax credit expenditures
- preparing components of provincial borrowing prospectuses and securities registration with regard to economic and financial data and representing the Manitoba government in related due diligence reviews
- preparing financial, economic, and fiscal presentations and publications for financial institutions, investors and credit-rating agencies
- providing data compilation, analysis and dissemination of economic, demographic and social statistics to government, external clients, and the public
- providing expertise and analysis to facilitate participation in federal-provincial-territorial finance working groups related to the major federal transfer programs; Canada Pension Plan; tax policy, tax compliance and enforcement; and economic, fiscal and statistical policies

The following table details the revenues collected under federal-provincial fiscal arrangements for the past five years:

**Federal-Provincial Fiscal Arrangements  
Comparative Statement of Actual Revenues \$(000s)  
For Fiscal Years Ending March 31, 2015 to March 31, 2019**

	2014/2015	2015/2016	2016/2017	2017/2018	2018/2019
<b>Income Taxes</b>					
Individual Income Tax	3,116,666	3,261,344	3,498,544	3,423,437	3,627,760
Corporation Income Tax	561,669	516,598	459,116	561,330	605,550
Subtotal	3,678,335	3,777,942	3,957,660	3,984,767	4,233,310
<b>Federal Transfers</b>					
Equalization	1,749,949	1,737,951	1,735,593	1,820,394	2,036,897
Canada Health Transfer (CHT)	1,167,188	1,230,233	1,312,872	1,365,187	1,412,574
Canada Social Transfer (CST)	453,908	466,559	485,600	501,197	518,449
Corporation Capital Tax Phase-Out	-	-	-	-	-
Government of Canada Subsidy	2,745	2,745	2,745	2,745	2,775
Infrastructure and Economic Program	-	198	900	647	854
Subtotal	3,373,790	3,437,686	3,537,710	3,690,170	3,971,549
<b>Total from Fiscal Arrangements</b>	<b>7,052,125</b>	<b>7,215,628</b>	<b>7,495,370</b>	<b>7,674,937</b>	<b>8,204,859</b>

<b>3 (d) Finance Research</b>					
Expenditures by Sub-Appropriation	Actual		Estimate	Variance	Expl.
	2018/2019		2018/2019	Over/(Under)	No.
	\$(000s)	FTEs	\$(000s)	\$(000s)	
Salaries and Employee Benefits	2,630	28.50	2,530	100	
Other Expenditures	2,535		2,186	349	
Less: Recoverable from Other Appropriations	-		(60)	60	1
<b>Total Sub-Appropriation</b>	<b>5,165</b>	<b>28.50</b>	<b>4,656</b>	<b>509</b>	

**Explanation:**

1. Variance is primarily due to a decline in cost-recovery services and removal of cost-recovery fees on certain government-to-government services.

## The Public Utilities Board

The Public Utilities Board (board) is an independent quasi-judicial regulatory body operating under the authority of the Manitoba Legislature.

The board is responsible for the regulation of public utilities as defined under The Public Utilities Board Act and includes:

- Centra Gas Manitoba Inc. — natural gas distribution
- Stittco Utilities Man Ltd. — propane distribution
- Water and Sewer Utilities — excluding the City of Winnipeg and the Manitoba Water Services Board

The board regulates the rates of compulsory driver and vehicle insurance premiums charged by the Manitoba Public Insurance Corporation, and electricity rates charged by Manitoba Hydro, with respect to The Crown Corporations Governance and Accountability Act.

Pursuant to The Gas Pipe Line Act, the board assures that natural gas and propane are distributed to Manitoba consumers in a safe manner.

Other legislation that assigns either regulatory or adjudicative responsibilities to the board includes:

- The Greater Winnipeg Gas Distribution Act
- The Gas Allocation Act
- The Manitoba Water Services Board Act (Appeals)
- The Consumer Protection Act (maximum rates for cashing government cheques)
- The City of Winnipeg Charter Act (passenger carrier agreements)
- The Municipal Act
- The Emergency 911 Public Safety Answering Point Act (Appeals)
- The Efficiency Manitoba Act



## Key Results Achieved:

- convening six oral public hearings over 61 days and 10 pre-hearing conference days. As a result of those oral public hearings and approximately 113 paper-based proceedings, including public notices, 168 orders were issued by the board

<u>Orders</u>	<u>2016/2017</u>	<u>2017/2018</u>	<u>2018/2019</u>
Water and Sewer Utilities	68	64	68
Natural Gas Utilities and Propane	7	11	15
The Highways Protection Act	5	2	4
Manitoba Hydro	67	62	71
Manitoba Public Insurance	6	11	10
Government Cheque Cashing Fees	1	0	0
Pay Day Loans	1	0	0
<b>Total</b>	<b>155</b>	<b>150</b>	<b>168</b>

- issuing 9 annual licences

	<u>2016/2017</u>	<u>2017/2018</u>	<u>2018/2019</u>
<b>Direct Purchase of Natural Gas</b>			
Brokers	9	9	9
<b>The Prearranged Funeral Services Act</b>			
Renewal	30	23	0
<b>Total licences issued</b>	<b>39</b>	<b>32</b>	<b>9</b>

3 (e) Public Utilities Board				
Expenditures by Sub-Appropriation	Actual 2018/2019 \$(000s)	Estimate 2018/2019 FTEs	Variance Over/(Under) \$(000s)	Expl. No.
Salaries and Employee Benefits	942	8.00	845	97
Other Expenditures	411		736	(325) 1
<b>Total Sub-Appropriation</b>	<b>1,353</b>	<b>8.00</b>	<b>1,581</b>	<b>(228)</b>

## Explanation:

- Variance is primarily due to a delay in staffing requirements resulting in a reduction of operational services.

# TREASURY BOARD SECRETARIAT

## Treasury Board Secretariat

Treasury Board Secretariat provides financial and analytical support and strategic management advice to the Minister of Finance and Treasury Board. Treasury Board is a sub-committee of Cabinet responsible for the overall fiscal management and reporting of the Manitoba government and the establishment of policies required for the effective management of public funds to meet government objectives.

The Secretariat is headed by a Deputy Minister who acts as Secretary to Treasury Board. The organization has been an independent secretariat since 1987/1988.

The major functions fulfilled by the Treasury Board Secretariat include:

- providing analytical support to the Treasury Board in fulfilling its responsibilities for fiscal management, program and organizational reviews
- integrating and implementing of policy decisions with the longer term fiscal plans of government
- analyzing and monitoring program performance and the fiscal position of the government
- planning and coordinating the summary budgetary process
- undertaking strategic initiatives and targeting program reviews and coordinating the use of balanced scorecards across government
- developing and communicating policies, procedures and guidelines on administrative matters and maintaining the General Manual of Administration
- planning and coordinating the review and preparation of the annual estimates and participating in the development of the annual budget

Treasury Board Secretariat consists of the following Divisions:

- Office of the Secretary to Treasury Board
- Fiscal Management and Capital Planning
- Analysis and Strategic Management
- Strategic Initiatives (including planning and program review)
- Scorecards

The Secretariat also includes administrative support services for Secretariat staff and Treasury Board including agenda and minute preparation and distribution of agenda material.

4 (a) Treasury Board Secretariat					
Expenditures by Sub-Appropriation	Actual	Estimate		Variance	Expl. No.
	2018/2019 \$(000s)	FTEs	2018/2019 \$(000s)	Over/(Under) \$(000s)	
Salaries and Employee Benefits	4,003	40.00	4,051	(48)	
Other Expenditures	1,690		1,640	50	
<b>Total Sub-Appropriation</b>	<b>5,693</b>	<b>40.00</b>	<b>5,691</b>	<b>2</b>	

## Real Estate Services Division

Real Estate Services Division (formerly Crown Lands and Property Agency) provides services within two sectors:

- Direct Public Services – where the Division provides land administration services directly to the public on behalf of Sustainable Development and Manitoba Agriculture.
- Internal Services to Government - where the Division provides real estate related services to other Government departments and agencies.

The Division processes all Crown Lands sales, leases and permits, and provides land appraisal, acquisition, expropriation and other services for the Provincial Government.

The Division's mission is to provide quality Crown Land information and services that are open, fair and transparent.

## PRIORITIES AND PLANNING

### Priorities and Planning Committee of Cabinet Secretariat

The Priorities and Planning Committee of Cabinet Secretariat (Secretariat) is a small staff group, which provides advice and support to the premier of Manitoba, the Priorities and Planning Committee of Cabinet and the Cabinet as a whole in advancing major government initiatives.

The Agencies, Boards and Commissions (ABCs) Office is part of the Secretariat. The ABCs Office oversees Manitoba government appointments to approximately 170 ABCs. These are entities established by government to carry out a range of functions and services, and include councils, authorities, advisory bodies, funding bodies, professional organizations and quasi-judicial tribunals.

The Secretariat also provides support to the Premier's Enterprise Team (PET). PET is an advisory body of business leaders that works with the premier of Manitoba and government to provide advice related to economic growth.

#### Key Results Achieved:

- providing timely and effective policy advice and services to the Priorities and Planning Committee of Cabinet
- supporting the advancement of major government commitments and initiatives
- providing timely and thorough analysis of information and submissions for the premier of Manitoba and the Cabinet
- focusing on the ABC process becoming more transparent, effective and efficient in accordance with the recommendations outlined in the 2012 Auditor General's report
- reducing the total number of ABCs, and the number of individuals serving on ABCs
- increasing board member representation and diversity in terms of Indigenous persons, visible minorities, persons with disabilities, gender balance, bilingual persons, and regional representation so that boards better reflect the population they serve

5 (a) Priorities and Planning Committee of Cabinet Secretariat					
Expenditures by Sub-Appropriation	Actual	Estimate		Variance	Expl. No.
	2018/2019	2018/2019	2018/2019	Over/(Under)	
	\$(000s)	FTEs	\$(000s)	\$(000s)	
Salaries and Employee Benefits	1,514	16.00	1,695	(181)	
Other Expenditures	252		380	(128)	
<b>Total Sub-Appropriation</b>	<b>1,766</b>	<b>16.00</b>	<b>2,075</b>	<b>(309)</b>	

## **INTERGOVERNMENTAL AFFAIRS**

### **Manitoba Strategic Infrastructure Secretariat**

The Manitoba Strategic Infrastructure Secretariat (MSIS) provides central coordination, negotiation and delivery of Strategic Capital Infrastructure that includes large complex projects and federal-provincial programs/projects. MSIS facilitates the development of government-wide initiatives, processes and tools that provide a consistent and accountable framework for capital planning.

Some of MSIS's key components include: developing effective capital planning processes utilizing evidence-based decision-making tools in order to make strategic investments in infrastructure based on Value for Money (VFM), Private-Public Partnerships (P3s), and Asset Management (AM) framework; streamlining the review and decision-making processes for funding of capital projects; negotiating, implementing and administering the delivery of cost-shared infrastructure funding initiatives; and providing administrative support to the various federal-provincial Management and Oversight Committees mandated to oversee the management of each federal-provincial infrastructure agreement.

#### **Key Results Achieved:**

- continuing to provide central agency implementation and administrative support in the delivery of intergovernmental and non-government infrastructure funding initiatives such as: the New Building Canada Fund; National and Regional Projects; the Small Communities Fund; Post Secondary Institutions-Strategic Investment Fund); Public-Private Partnerships (P3s); the Building Canada plan; the Provincial/Territorial Base Fund; the Building Canada Fund — Major Infrastructure Component; Investing In Canada Program; and the federal Gas Tax Fund
- developing, implementing and coordinating government-wide processes to reduce red tape and creating administrative efficiencies
- developing effective capital planning processes utilizing evidence-based decision-making tools in order to make strategic investments in infrastructure
- streamlining the review and decision-making processes for funding of capital projects
- negotiating, implementing and administering the delivery of cost-shared federal infrastructure funding initiatives
- providing administrative support to the various federal-provincial Management and Oversight committees mandated to oversee the management of each federal-provincial infrastructure agreement
- providing program support to both the federal and provincial ministers responsible for cost-shared federal-provincial infrastructure programs and the federal Gas Tax Fund

- monitoring approved projects for status of completion and potential issues, performing due diligence on claim submissions, reporting project milestones as required under agreements, overseeing the environmental assessment of projects and consulting with federal and provincial departments where required

<b>6 (a) Manitoba Strategic Infrastructure Secretariat</b>					
Expenditures by Sub-Appropriation	Actual		Estimate	Variance	Expl. No.
	2018/2019	FTEs	2018/2019	Over/(Under)	
	\$(000s)		\$(000s)	\$(000s)	
Salaries and Employee Benefits	1,137	11.00	1,057	80	
Other Expenditures	202		204	(2)	
Infrastructure Projects	90,161		90,161	-	
Less: Recoverable From Building Manitoba Fund	(84,948)		(84,948)	-	
<b>Total Sub-Appropriation</b>	<b>6,552</b>	<b>11.00</b>	<b>6,474</b>	<b>78</b>	

## Federal-Provincial Relations

Federal-Provincial Relations coordinates and provides strategic policy advice, analysis and support to the premier of Manitoba concerning Manitoba's relationships with the federal government and other provincial and territorial (PT) governments. The branch promotes Manitoba's interests in the development of interprovincial/territorial positions and policies in co-operation with other provinces and territories, and in the development and implementation of national policies in cooperation with the federal government.

Activities of the branch include ensuring a consistent, government-wide approach and strategy to advance Manitoba's priorities in intergovernmental affairs. Federal-Provincial Relations also ensures that members of the Manitoba government have adequate and timely information on the implications resulting from national and regional trends and the implementation of programs and policies by the federal government and/or other PT governments.

### Key Results Achieved:

- providing support to the premier of Manitoba in his responsibilities as the minister of Federal-Provincial Relations, including his involvement in regular First Ministers' meetings, annual Western Premiers' Conferences, Council of the Federation, bilateral meetings with the prime minister and other inter-jurisdictional meetings and conferences
- coordinating government-wide approach to intergovernmental affairs

<b>6 (b) Federal-Provincial Relations</b>					
Expenditures by Sub-Appropriation	Actual		Estimate	Variance	Expl. No.
	2018/2019	FTEs	2018/2019	Over/(Under)	
	\$(000s)		\$(000s)	\$(000s)	
Salaries and Employee Benefits	989	10.00	930	59	
Other Expenditures	192		390	(198)	1
<b>Total Sub-Appropriation</b>	<b>1,181</b>	<b>10.00</b>	<b>1,320</b>	<b>(139)</b>	

### Explanation:

1. Variance is primarily due to reduced travel and fewer requirements for the province to host summits, and Federal/Provincial/Territorial meetings.

## **CENTRAL SERVICES**

Central Services delivers corporate information and communications technology (ICT) support services, accommodation, construction, and capital project management and procurement services to meet government's current and future needs.

### **Accommodation Services**

Accommodation Services is responsible for the efficient operation and stewardship of government buildings and assets, administration of leased space, and for maintaining safe, quality and sustainable working environments.

Some of the key services provided by the division include: providing leadership and project management for accommodation projects and major capital projects through internal and external professional and technical services that include planning, design, leasing and construction management, providing strategic planning relative to the owned portfolio, management of owned and leased space, space inventory, and divestiture of surplus assets. The division also supports Manitoba's sustainability goals through the administration and implementation of the provincial Green Building Policy, programs and guidelines.

#### **Key Results Achieved:**

- operating and maintaining a property portfolio of 374 owned facilities across Manitoba totalling 7.6 million square feet (s.f.), including buildings serving the public from Emerson to Churchill and facilities such as provincial office buildings, courthouses, corrections, colleges and the Manitoba Legislative Building
- managing leased facilities of approximately two million s.f. of space; administering 222 leases consisting of 196 leases of space, 19 parking leases and 7 land leases with renewal of 30 leases and cancellation of 5 leases
- managing the \$60.0 million of 2018/2019 Capital Investment Authority budget and completing 40 multi-year projects with a Total Project Cost (TPC) of \$94.7 million (\$6.1 million spent in 2018/2019) and working on 61 continuing projects with a TPC of \$140.5 million (\$11.3 million spent in 2018/2019)
- completing over 17,987 life safety work orders (including maintaining 48,000 fire extinguishers) to ensure that government owned buildings were managed, compliant and safe for occupants
- completing over 39,813 preventative maintenance work orders and over 11,898 corrective maintenance work orders for more than 27,000 pieces of equipment to maintain government owned buildings and assets
- applying government building strategies that address deferred maintenance, identifying opportunities to re-align the portfolio, managing the owned building

investment framework including footprint reduction and identifying and disposing of surplus properties

- applying footprint reduction strategies that include the identification and disposal of surplus properties; completing disposal of four buildings and demolition of three buildings to reduce the owned building portfolio by approximately 14,661 s.f.
- processing 8,042 parking requests and managing a parking program, which consisted of 198 owned and leased parking facilities with 7,986 parking stalls
- tendering of award and administration of construction, consulting and services contracts including award of 86 construction contracts with a total value of \$20.1 million, 46 consultant contracts with a total value of \$1.4 million and 416 new contract services contracts with a total value of \$10.5 million
- completing a full security upgrade project at Selkirk Mental Health Centre's Forensic Unit – completed on time and under budget, and ensuring patient, staff and public safety – total project cost of \$1.6 million
- working on 274 smaller accommodation projects as requests for service from other Manitoba government departments
- adding 14 new building projects in the Green Building Program; 40 projects are under construction and 80 projects are constructed and occupied. A total of 134 buildings are participating in the Manitoba Green Building Program.
- maintaining Certificate of Recognition accreditation for Accommodation Services frontline operations and Occupational Health and Safety programs in accordance with national standards
- providing administrative and facility support for 902 events in the Manitoba Legislative Building, on the building's grounds or in Memorial Park

7 (a) Accommodation Services					
Expenditures by Sub-Appropriation	Actual		Estimate	Variance	Expl. No.
	2018/2019		2018/2019	Over/(Under)	
	\$(000s)	FTEs	\$(000s)	\$(000s)	
Salaries And Employee Benefits	25,869	450.80	30,214	(4,345)	1
Other Expenditures	97,161		100,578	(3,417)	2
Less: Recoverable From Other Appropriations	(19,767)		(23,517)	3,750	3
Less: Recoverable From Part B - Capital Investment	(4,217)		(6,727)	2,510	4
<b>Total Sub-Appropriation</b>	<b>99,046</b>	<b>450.80</b>	<b>100,548</b>	<b>(1,502)</b>	

**Explanations:**

1. Variance is primarily due to vacancies resulting from retirements and staff turnover.
2. Variance is primarily due to a reduction in projects and a one-time reduction to Health Access Centre's property taxes.
3. Variance is primarily due to under-expenditures in other expenditures.
4. Variance is primarily due to under-expenditures in salaries and employee benefits and other expenditures.



## Procurement Services

Procurement Services provides corporate procurement services to all government departments and certain agencies to ensure that each purchase contract represents a fair and reasonable cost to taxpayers and that it extends competitive opportunity to all interested suppliers.

### Key Results Achieved:

- facilitating the acquisition of an extensive and wide range of products and related services valued at approximately \$73.5 million annually (five-year average)
- processing 427 requisitions containing 1,664 goods and services items valued at \$89.7 million, approximately \$32.8 million (36.6 per cent) was awarded to Manitoba suppliers, \$56.3 million (62.8 per cent) to suppliers in other parts of Canada, and \$0.6 million (0.6 per cent) to international suppliers. Of the \$32.8 million awarded to Manitoba suppliers approximately \$3.4 million was awarded to rural suppliers
- delegating purchases made through purchasing card transactions that were valued at \$5.4 million, of which about \$4.2 million was to Manitoba suppliers
- providing consulting services to client departments, special operating agencies and suppliers on the end-to-end procurement process for consulting and professional services including: assessment and interpretation of procurement policy and practices which impact on operations, policy, legal and legislative areas; as well as Request For Proposals development, contract terminology, proposal evaluation and contract award
- contributing to and facilitating the Procurement Modernization Initiative; this initiative aligns with the Manitoba Public Service Transformation Strategy and is a pan-governmental, multi-year/multi-phase procurement modernization project to achieve cost savings and create greater value for Manitoba taxpayers through public procurement
- contributing as required and providing guidance with respect to all relevant Trade Agreements
- communicating procurement related sustainable development policies and initiatives to government and vendors
- establishing specifications and corporate standards for procurement, including environmentally preferred goods
- engaging key stakeholders to advance procurement - related sustainable development initiatives, including participation in a public sector forum for the exchange of best practices to provide procurement professionals with information that promotes the selection and use of products and services that are sustainable, accessible and environmentally preferred

- contributing to the development and maintenance of the Sustainable Procurement Manitoba website, designed to provide guidance and support for public sector purchasing practices that are environmentally preferable and socially responsible and taking into account accessibility considerations, consistent with The Accessibility for Manitobans Act
- increasing the participation of Indigenous businesses; the Indigenous Procurement initiative was designed to increase participation in providing goods and services to government

7 (b) Procurement Services					
Expenditures by Sub-Appropriation	Actual	Estimate		Variance	Expl.
	2018/2019 \$(000s)	FTEs	2018/2019 \$(000s)	Over/(Under) \$(000s)	No.
Salaries and Employee Benefits	1,829	29.60	2,374	(545)	1
Other Expenditures	2,808		251	2,557	2
<b>Total Sub-Appropriation</b>	<b>4,637</b>	<b>29.60</b>	<b>2,625</b>	<b>2,012</b>	

**Explanation:**

1. Variance is primarily due to vacancies as a result of retirements and staff turnover.
2. Variance is primarily due to the Procurement Modernization project for contract payments to Pricewaterhouse Cooper (PwC)

## Business Transformation and Technology

Business Transformation and Technology provides strategic leadership to continuously improve the Manitoba government’s service delivery by planning and implementing corporate information and communications technology (ICT) solutions to meet current and future needs.

BTT also provides services to non-government staff including the Legislative Assembly, offices of the Speaker and the Clerk, the Opposition Leaders and the Caucus offices.

**Key Results Achieved:**

- developing, deploying and supporting critical ICT infrastructure services and applications to support the delivery of clients’ program delivery needs
- maintaining and operating existing applications that support the delivery of government program services
- implementing continuing improvements in security to keep pace with emerging cyber threats
- researching and designing new ICT products and services to help build new effective solutions and maximize the potential of the SAP system and other shared ICT assets
- participating on inter-jurisdictional committees and forums where information and knowledge on service delivery and operational transformation are exchanged

- developing and continually improving ICT strategic plans, policies and measurement protocols
- working with stakeholders to optimize and align the ICT investment portfolio
- establishing and monitoring security standards and architecture
- providing ICT goods and services procurement and contract negotiation services to government programs
- ensuring an adequate level of ICT governance is in place to manage Business Transformation and Technology resources
- providing ICT risk management capabilities ensuring adequate mitigation strategies are in place, including appropriate levels of business continuity capabilities, and disaster recovery strategies
- initiating the implementation of the most current and supported desktop operating system to over 14,000 government computers
- leading the Buyers' Group, including Manitoba's major crown corporations, to procure with a larger volume to receive better prices for a new wireless services provider
- reducing IT procurement time by 70 per cent through establishing pre-qualified vendors listings and outline agreements
- implementing numerous technology projects with government departments, including: continued support of Manitoba's Transformation Strategy and related activities; enhanced the existing wireless experience in the Legislative Building by enabling remote and wireless presentation options for staff; and improved systems used for detecting and managing application security vulnerabilities; and enhanced information security awareness program by developing additional training campaigns for staff
- completing negotiations and awarding the contract for a new Public Safety Communications Service, to replace the existing end of life FleetNet service
- providing ongoing incident resolution, technical upgrades and system enhancement activities for all managed business, SAP and online applications including over 10,000 departmental requests for technical support and services
- continuing work on the Application Portfolio to evaluate all applications in government and develop a long range strategy
- supporting Service Quality Partners through various activities such as the Manitoba Service Excellence Awards; networking and learning opportunities; the Brown Bag Lunch Learning Series; and learning seminars related to service quality

- conducting employee and departmental surveys for various stakeholders

**7 (c) Business Transformation And Technology**

**7 (c-1) Government Information and Communication Technology**

Expenditures by Sub-Appropriation	Actual	Estimate		Variance	Expl. No.
	2018/2019 \$(000s)	FTEs	2018/2019 \$(000s)	Over/(Under) \$(000s)	
Salaries and Employee Benefits	17,876	204.00	19,330	(1,454)	
Other Expenditures	80,606		87,058	(6,452)	1
Less: Recoverable From Other Appropriations	(62,790)		(63,145)	355	
<b>Total Sub-Appropriation</b>	<b>35,692</b>	<b>204.00</b>	<b>43,243</b>	<b>(7,551)</b>	

**7 (c-2) Legislative Building Information Systems**

Expenditures by Sub-Appropriation	Actual	Estimate		Variance	Expl. No.
	2018/2019 \$(000s)	FTEs	2018/2019 \$(000s)	Over/(Under) \$(000s)	
Salaries and Employee Benefits	911	10.00	953	(42)	
Other Expenditures	250		310	(60)	
<b>Total Sub-Appropriation</b>	<b>1,161</b>	<b>10.00</b>	<b>1,263</b>	<b>(102)</b>	

**Explanation:**

1. Variance is primarily due to contracts and/or maintenance agreements no longer being required and/or costs were lower than anticipated, a reduction in the number of seats in the managed environment, and less LAN switch replacements than anticipated. In addition, the Windows 10 project is not proceeding as forecasted, resulting in timing differences between recoveries and expenditures.

## COSTS RELATED TO CAPITAL ASSETS

The appropriation provides for the amortization and interest expense related to capital assets.

8 Costs Related to Capital Assts				
Expenditures by Sub-Appropriation	Actual 2018/2019 \$(000s)	Estimate 2018/2019 \$(000s)	Variance Over/(Under) \$(000s)	Expl. No.
Amortization Expense	31,848	34,510	(2,662)	1
Interest Expense	38,900	41,107	(2,207)	1
Less: Recoverable from Other Appropriations	(2,479)	(2,479)	-	
<b>Total Sub-Appropriation</b>	<b>68,269</b>	<b>73,138</b>	<b>(4,869)</b>	

### Explanation:

- Variance is primarily due to project delays in the 2018/19 Capital Program.*

## PART B CAPITAL INVESTMENT

Capital investment in Manitoba Finance provides for upgrades to government owned buildings and development or enhancement of information technology systems and other capital assets.

Part B - Capital Investment				
Expenditures by Sub-Appropriation	Actual 2018/2019 \$(000s)	Estimate 2018/2019 \$(000s)	Variance Over/(Under) \$(000s)	Expl. No.
Accommodation Services Capital Projects	21,530	60,000	(38,470)	1
Information Technology Projects	3,964	3,000	964	2
<b>Total Sub-Appropriation</b>	<b>25,494</b>	<b>63,000</b>	<b>(37,506)</b>	

### Explanations:

1. *Variance is primarily due to project delays in the 2018/2019 Capital Program.*
2. *Variance is primarily due to additional IT projects completed during the 2018/19 Part B Capital Program.*

## SUSTAINABLE DEVELOPMENT

Manitoba Finance is committed to the principles and guidelines of Sustainable Development and works to incorporate them in department activities, programs and business practices.

The following activities continued throughout 2018/2019:

- continuing to use green products and recycled materials where available, including the use of recycled copy paper
- implementing new enhanced video conferencing and collaborating services across government that can be used to reduce travel and improve consultation throughout the civil services
- continuing the recycling of various materials and expanding and promoting electronic transfer and storage of e-documents
- participating in the annual Commuter Challenge to promote active and sustainable transportation choices
- continuing to reduce its paper footprint by broadening the use of electronic documents, including:
  - reducing the amount of printed material by expanding use of the department's online tax filing service TAXcess
  - making documents available on the internal and external Manitoba Finance websites
  - converting of printed pay cheques, including employee expense claim reimbursements, to electronic funds transfer
  - encouraging vendors to accept electronic payments where possible
  - converting to online publishing of quarterly and annual financial reports, which reduced the requirement for distributing printed copies
  - continuing to administer The Green Building Program to encourage green buildings in Manitoba (<http://www.gov.mb.ca/finance/greenbuilding/index.html>), highlights include:
    - over 6 million s.f. of building design and construction activity in Manitoba have adopted green and sustainable practices and building performance as a direct result of the program
    - the Natural Resources Canada Portfolio Manager/Energy Star tool is being piloted to track energy and GHG emissions on public office buildings, schools, colleges, health facilities, community and recreation centers, affordable housing and other buildings; to date almost 3,000 Manitoba buildings are participating in the pilot a leadership position among jurisdictions in Canada

- continuing to support the Sustainable Procurement Manitoba website and working group to provide guidance for the procurement of sustainable goods and services in the public sector (<http://manitobasustainableprocurement.com/>).
- tracking of Greenhouse House (GHG) emissions for government owned facilities across Manitoba totalling 7.64 million s.f., this includes buildings serving the public from Emerson to Churchill and facilities such as provincial service buildings, courthouses, corrections, colleges and the Manitoba Legislative Building



## FINANCIAL INFORMATION SECTION

### Part A – Operating Expenditure Reconciliation Statement

Details	\$000s
2018/2019 Main Estimates	507,265
Allocation of Funds from: - Internal Service Adjustments	7,268
<b>2018/2019 Estimate</b>	<b>514,533</b>

Manitoba Finance

**Part A: Expenditure Summary by Appropriation**

for the fiscal year ended March 31, 2019 with comparative figures for the previous fiscal year (\$000s)

Estimate 2018/2019	Appropriation	Actual 2018/2019	Actual 2017/2018	Increase (Decrease)	Explanation Number
	07- 1 CORPORATE SERVICES				
84	(a) Ministers' Salaries	89	83	6	
	(b) Executive Support				
1,182	Salaries and Employee Benefits	1,259	1,010	249	
92	Other Expenditures	170	198	(28)	
	(c) Corporate Services				
2,401	Salaries and Employee Benefits	1,952	2,173	(221)	
265	Other Expenditures	269	217	52	
16	(d) Tax Appeals Commission	34	10	24	
-	(e) Independent Administrator	-	32	(32)	
	(f) Regulatory Accountability Secretariat				
244	Salaries and Employee Benefits	155	29	126	
197	Other Expenditures	105	141	(36)	
4,481	Subtotal 07- 1	4,033	3,893	140	
	07- 2 CROWN SERVICES				
	(a) Crown Services				
527	Salaries and Employee Benefits	473	203	270	
915	Other Expenditures	894	42	852	
1,442	Subtotal 07- 2	1,367	245	1,122	
	07- 3 FISCAL AND FINANCIAL MANAGEMENT				
	(a) Treasury				
2,164	Salaries and Employee Benefits	2,339	2,183	156	
152	Other Expenditures	133	100	33	

Manitoba Finance

**Part A: Expenditure Summary by Appropriation**

for the fiscal year ended March 31, 2019 with comparative figures for the previous fiscal year (\$000s)

Estimate 2018/2019	Appropriation	Actual 2018/2019	Actual 2017/2018	Increase (Decrease)	Explanation Number
	07- 3 FISCAL AND FINANCIAL MANAGEMENT				
	(b) Comptroller				
6,505	Salaries and Employee Benefits	5,260	5,128	132	
994	Other Expenditures	1,645	917	728	
2,770	Insurance Premiums	2,105	2,207	(102)	
(3,330)	Less: Recoverable from Other Appropriations	(2,611)	(2,736)	125	
	(c) Taxation				
13,173	Salaries and Employee Benefits	10,921	11,609	(688)	
3,568	Other Expenditures	3,854	3,186	668	
	(d) Finance Research				
2,530	Salaries and Employee Benefits	2,630	2,591	39	
2,186	Other Expenditures	2,535	2,762	(227)	
(60)	Less: Recoverable from Other Appropriations	-	(25)	25	
	(e) Public Utilities Board				
845	Salaries and Employee Benefits	942	921	21	
736	Other Expenditures	411	464	(53)	
-	(f) Manitoba Financial Services Agency	-	-	-	
32,233	Subtotal 07- 3	30,164	29,307	857	
	07- 4 TREASURY BOARD SECRETARIAT				
	(a) Treasury Board Secretariat				
4,051	Salaries and Employee Benefits	4,003	3,442	561	
1,640	Other Expenditures	1,690	329	1,361	
5,691	Subtotal 07- 4	5,693	3,771	1,922	

Manitoba Finance

**Part A: Expenditure Summary by Appropriation**

for the fiscal year ended March 31, 2019 with comparative figures for the previous fiscal year (\$000s)

Estimate 2018/2019	Appropriation	Actual 2018/2019	Actual 2017/2018	Increase (Decrease)	Explanation Number
	07- 5 PRIORITIES AND PLANNING				
	(a) Priorities and Planning Committee of Cabinet Secretariat				
1,695	Salaries and Employee Benefits	1,514	1,474	40	
380	Other Expenditures	252	341	(89)	
2,075	Subtotal 07- 5	1,766	1,815	(49)	
	07- 6 INTERGOVERNMENTAL AFFAIRS				
	(a) Manitoba Strategic Infrastructure Secretariat				
1,057	Salaries and Employee Benefits	1,137	1,110	27	
204	Other Expenditures	202	202	-	
90,161	Infrastructure Projects	90,161	45,147	45,014	1
(84,948)	Less: Recoverable from Building Manitoba Fund	(84,948)	(45,147)	(39,801)	1
	(b) Federal-Provincial Relations				
930	Salaries and Employee Benefits	989	828	161	
390	Other Expenditures	192	170	22	
7,794	Subtotal 07- 6	7,733	2,310	5,423	
	07- 7 Central Services				
	(a) Accommodation Services				
30,214	Salaries and Employee Benefits	25,869	27,521	(1,652)	
100,578	Other Expenditures	97,161	99,981	(2,820)	
(23,517)	Less: Recoverable from Other Appropriations	(19,767)	(20,348)	581	
(6,727)	Less: Recoverable from Part B - Capital Investment	(4,217)	(3,957)	(260)	
	(b) Procurement Services				
2,374	Salaries and Employee Benefits	1,829	1,742	87	
251	Other Expenditures	2,808	237	2,571	2

Manitoba Finance

**Part A: Expenditure Summary by Appropriation**

for the fiscal year ended March 31, 2019 with comparative figures for the previous fiscal year (\$000s)

Estimate 2018/2019	Appropriation	Actual 2018/2019	Actual 2017/2018	Increase (Decrease)	Explanation Number
	07- 7 Central Services				
	(c) Business Transformation and Technology				
	(1) Government Information and Communication Technology				
19,330	Salaries and Employee Benefits	17,876	18,975	(1,099)	
87,058	Other Expenditures	80,606	85,662	(5,056)	3
(63,145)	Less: Recoverable from Other Appropriations	(62,790)	(62,127)	(663)	
	(2) Legislative Building Information Systems				
953	Salaries and Employee Benefits	911	1,037	(126)	
310	Other Expenditures	250	265	(15)	
-	(d) Materials Distribution Agency			-	
-	(e) Vehicle and Equipment Management Agency			-	
-	(f) Manitoba Education, Research and Learning Information Networks		346	(346)	4
147,679	Subtotal 07- 7	140,536	149,334	(8,798)	
	07- 8 COSTS RELATED TO CAPITAL ASSETS				
34,510	(a) Amortization Expense	31,848	32,746	(898)	
41,107	(b) Interest Expense	38,900	39,168	(268)	
(2,479)	(c) Less: Recoverable from Other Appropriations	(2,479)	(2,532)	53	
73,138	Subtotal 07- 8	68,269	69,382	(1,113)	

Estimate 2018/2019	Appropriation	Actual 2018/2019	Actual 2017/2018	Increase (Decrease)	Explanation Number
	07- 9 PUBLIC DEBT				
1,556,153	(a) (1) Interest on Public Debt of Manitoba and related expenses	1,484,066	1,430,452	53,614	
260,000	(2) Interest on departments' capital assets	281,303	265,083	16,220	
13,750	(3) Interest on Trust and Special Funds	27,928	14,469	13,459	
	(b) Less: Interest and Other Charges to be received from:				
(40,719)	(1) Sinking Fund Investments	(44,438)	(44,929)	491	
(995,363)	(2) Manitoba Hydro	(972,825)	(921,670)	(51,155)	
(40,659)	(3) Manitoba Housing and Renewal Corporation	(40,962)	(39,378)	(1,584)	
(18,073)	(4) Manitoba Agricultural Services Corporation	(23,953)	(20,146)	(3,807)	
(12,772)	(5) Other Government Agencies	(13,534)	(13,331)	(203)	
(148,305)	(6) Other Loans and Investments	(162,699)	(132,620)	(30,079)	
(334,012)	(7) Other Appropriations	(355,315)	(339,096)	(16,219)	
240,000	Subtotal 07- 9	179,571	198,834	(19,263)	5
514,533	Total Expenditures	439,132	458,891	(19,759)	

6

### Expenditure Variance Explanations

for expenditures for the fiscal year ended March 31, 2019 as compared to figures for the previous fiscal year

#### Explanation Numbers:

1. Variance in expenditures and corresponding recoveries is due to the programs for Public Transit Infrastructure Fund (PTIF) and Clean-Water and Waste Water Fund (CWWF) being extended in to 2018/19.
2. Variance is due to contract payments to Pricewaterhouse Cooper (PwC) for the Procurement Modernization project.
3. Variance is due to contracts and maintenance agreements no longer being required and additional saving from previous and new contracts. As well as, the Windows 10 project not proceeding as forecasted resulting in timing difference between recoveries and expenditures.
4. Variance is related to the elimination of the operating grant to the Manitoba Education Research and Learning Information Networks (MERLIN).
5. Variance is due to an increase in interest recoveries on Part B capital assets, as well as more favourable interest rates.

Manitoba Finance

Revenue Summary by Source

for the fiscal year ended March 31, 2019 with comparative figures for the previous fiscal year (\$000s)

	Actual 2017/2018	Actual 2018/2019	Increase (Decrease)	Source	Actual 2018/2019	Estimate 2018/2019	Variance	Expl. No.
CURRENT OPERATING PROGRAMS								
TAXATION								
	3,423,437	3,627,760	204,323	a Individual Income Tax	3,627,760	3,475,227	152,533	1
	561,330	605,550	44,220	b Corporation Income Tax	605,550	565,931	39,619	2
	-	-	-	c Carbon Tax	-	143,000	(143,000)	3
	177,681	195,076	17,395	d Corporation Capital Tax	195,076	210,737	(15,661)	4
	100,645	112,562	11,917	e Insurance Corporations Tax	112,562	106,548	6,014	
	1,360	1,422	62	f Credit Unions and Caisses Populaires Profits Tax	1,422	634	788	5
	6,381	12,358	5,977	g Mining Tax	12,358	1,037	11,321	6
	343,716	347,406	3,690	h Fuel Taxes	347,406	344,960	2,446	
	91,207	92,074	867	i Land Transfer Tax	92,074	89,000	3,074	
	490,430	510,895	20,465	j Levy for Health and Education	510,895	499,245	11,650	7
	71	71	-	k Mining Claim Lease Tax	71	71	-	
61	2,441,336	2,469,391	28,055	l Retail Sales Tax	2,469,391	2,460,536	8,855	8
	228,123	217,540	(10,583)	m Tobacco Tax	217,540	231,194	(13,654)	9
	2,665	2,701	36	n Environmental Protection Tax	2,701	2,767	(66)	
	3	3	-	Succession Duty and Gift Tax	3	-	3	
	936	328	(608)	Emissions Tax on Coal	328	207	121	10
	234	293	59	Emissions Tax Petroleum Coke	293	261	32	
	-	-	-	Reconciliation (Reorg)	-	-	-	
	7,869,555	8,195,430	325,875	Subtotal	8,195,430	8,131,355	64,075	

Manitoba Finance

**Revenue Summary by Source**

for the fiscal year ended March 31, 2019 with comparative figures for the previous fiscal year (\$000s)

Actual 2017/2018	Actual 2018/2019	Increase (Decrease)	Source	Actual 2018/2019	Estimate 2018/2019	Variance	Expl. No.
OTHER REVENUE							
827	1,251	424	a Public Utilities Board Cost Recovery	1,251	1,132	119	
48,820	33,535	(15,285)	b Recovery of Prior Years' Expenditures	33,535	14,100	19,435	11
3,733	4,434	701	c Fees and Cost Recoveries	4,434	4,625	(191)	
11,052	10,964	(88)	d Royalty	10,964	11,000	(36)	
3,468	899	(2,569)	e Sundry	899	1,569	(670)	12
-	-	-	Reconciliation (Reorg)	-	-	-	
67,900	51,083	(16,817)	Subtotal	51,083	32,426	18,657	
GOVERNMENT OF CANADA							
1,820,394	2,036,897	216,503	Equalization	2,036,897	2,036,900	(3)	
1,365,187	1,412,574	47,387	Canada Health Transfer (CHT)	1,412,574	1,410,100	2,474	
501,197	518,449	17,252	Canada Social Transfer (CST)	518,449	517,500	949	
-	-	-	Other Health Funds	-	31,000	(31,000)	13
2,745	2,775	30	Government of Canada Subsidy	2,775	2,740	35	
647	854	207	Infrastructure and Economic Program Agreements	854	47	807	14
-	-	-	Reconciliation (Reorg)	-	-	-	
3,690,170	3,971,549	281,379	Subtotal	3,971,549	3,998,287	(26,738)	
11,627,625	12,218,062	590,437	Total	12,218,062	12,162,068	55,994	





**Revenue Variance Explanations**  
for the fiscal year ended March 31, 2019

---

Explanation Numbers:

5. **Profit Tax on Credit Unions:** \$788 over 2018/2019 Estimate

Increase is due to exceeding the forecast performance from Credit Unions.

6. **Mining Tax:** \$5,977 over 2017/2018 Actual  
\$11,321 over 2018/2019 Estimate

Increase from 2017/2018 actual as well as 2018/2019 estimate is due to unexpected remittances.

7. **Levy for Health and Education:** \$20,465 over 2017/2018 Actual  
\$11,650 over 2018/2019 Estimate

Increase from 2017/2018 actual is due to increase in wages and employment growth.

Increase from 2018/2019 estimate is due to wage and employment growth exceeding the forecast.

8. **Retail Sales Tax:** \$28,055 over 2017/2018 Actual  
\$8,855 over 2018/2019 Estimate

Increase from 2017/2018 actual is due to growth in construction and manufacturing sectors.

Increase from 2018/2019 estimate is due to growth in construction and manufacturing sectors exceeding the forecast.

9. **Tobacco Tax:** \$(10,583) under 2017/2018 Actual  
\$(13,654) under 2018/2019 Estimate

Decrease from 2017/2018 actual as well as 2018/2019 estimate is due to lower than expected wholesale shipments, impact of e-cigarette sales and illicit market activity.

**Revenue Variance Explanations**  
for the fiscal year ended March 31, 2019

---

Explanation Numbers:

10. **Emissions Tax on Coal:** \$121 over 2018/2019 Estimate

Increase from 2018/2019 estimate is due to exceeding the forecast projection.

11. **Refund of Prior Years' Expenditure:** \$(15,285) under 2017/2018 Actual  
\$19,435 over 2018/2019 Estimate

This account reflects the recognition in the current year of revenue arising from the credit adjustment to expenditures made in a prior year for all government departments. Prior year credit adjustments are accounted for on a prospective basis recognized as revenue in the year the adjustment becomes known and is measurable.

Decrease from 2017/2018 actual is due to reduction in wholesale, construction and manufacturing sectors.

Increase from 2018/2019 estimate is due to growth in wholesale, construction and manufacturing sectors exceeding the forecast.

12. **Sundry:** \$(2,569) under 2017/2018 Actual  
\$(670) under 2018/2019 Estimate

Decrease from 2017/2018 actual is due to prior year transactions related to Manitoba Government Employees Union salary recoveries and reduction in collection of the Tobacco Tax Settlement due to a change in the settlement allocation to Manitoba.

Decrease from 2018/2019 estimate is due to a reduction in collections of the Tobacco Tax Settlement due to a change in settlement allocation to Manitoba.

13. **Other Health Funds:** \$(31,000) under 2018/2019 Estimate

Decrease from 2018/2019 estimate is due to the timing of signing the bilateral agreement not occurring within the current fiscal year.

14. **Infrastructure and Economic Program:** \$807 over 2018/2019 Estimate

Increase from 2018/2019 estimate is due to the implementation of three new federal programs in 2017/2018 for the PTIF, CWWF and Post-Secondary Institutions – Strategic Investment Fund (SIF).

## Five-Year Operating Expenditure and Staffing Summary by Main Appropriation

for the fiscal years ended March 31, 2015 to March 31, 2019 \*

Main Appropriation	2014/2015		2015/2016		2016/2017		2017/2018		2018/2019		
	FTEs	\$000s	FTEs	\$000s	FTEs	\$000s	FTEs	\$000s	FTEs	\$000s	
Finance:											
07- 1 Corporate Services	46.00	5,210	45.00	3,628	45.00	3,589	48.00	3,893	48.00	4,033	
07- 2 Crown Services	-	-	-	-	-	-	5.00	245	5.00	1,367	
07- 3 Fiscal and Financial Management	358.00	34,115	355.00	29,897	355.00	34,142	341.00	29,307	329.30	30,164	
07- 4 Treasury Board Secretariat	41.00	3,301	40.00	4,019	40.00	4,275	40.00	3,771	40.00	5,693	
07- 5 Priorities and Planning Committee of Cabinet Secretariat	20.00	2,174	20.00	2,034	16.00	1,932	16.00	1,815	16.00	1,766	
07- 6 Intergovernmental Affairs	18.00	2,533	21.00	4,543	21.00	2,265	21.00	2,310	21.00	7,733	
07- 7 Central Services	738.55	137,794	738.55	142,456	709.55	146,888	705.95	149,334	694.40	140,536	
07- 8 Costs Related to Capital Assets	-	61,705	-	66,972	-	67,717	-	69,382	-	68,269	
Total Departmental Operating Appropriations	1,221.55	246,832	1,219.55	253,549	1,186.55	260,808	1,176.95	260,057	1,153.70	259,561	
07- 9 Public Debt (Statutory)	-	199,931	-	195,160	-	214,086	-	198,834	-	179,571	
Total Appropriations	1,221.55	446,763	1,219.55	448,709	1,186.55	474,894	1,176.95	458,891	1,153.70	439,132	

\* Adjusted figures reflect historical data on a comparison basis in those appropriations affected by a re-organization during the years under review.

- i 2016/2017: 07-2- Fiscal and Financial Management reflects transfer of the Office of Superintendent - Pension Commission to Finance from former Department of Labour and Immigration and transfer of Manitoba Bureau of Statistics to Finance from the former Jobs and the Economy; 07-3 - Treasury Board Secretariat reflects transfer of Labour Relations to Civil Service Commission and transfer of Francophone Affairs Secretariat to Sport, Culture and Heritage; 07-5 - Intergovernmental Affairs reflects in-year transfer of Manitoba Strategic Infrastructure Secretariat (MSIS) to Finance from Indigenous and Municipal Relations.
- ii 2017/2018: 07-1- Corporate Services reflects transfer of Office of the Lieutenant Governor to Department of Sport, Culture and Heritage; 07- 4 - Priorities and Planning Committee of Cabinet Secretariat reflects transfer of 3.00 FTEs and resources from Executive Council related to Agencies, Board and Commissions Office; and transfer of Net Tax Credit Payments from Finance to Department of Sport, Culture and Heritage; Growth, Enterprise and Trade and Department of Education.
- ii 2018/2019: 07-1- Corporate Services reflects transfer of 4.00 FTEs and resources to the Civil Service Commission; 07-2 - Fiscal and Financial Mangement reflects the transfer of 1.00 FTE from the Civil Service Commission; 07- 4 - Priorities and Planning Committee of Cabinet Secretariat reflects transfer of 4.00 FTEs and resources.

## PERFORMANCE REPORTING

The following section provides information on key performance measures for Manitoba Finance for the 2018/2019 reporting year. All Manitoba government departments include a Performance Measurement section in a standardized format in their annual reports.

Performance indicators in Manitoba government annual reports are intended to complement financial results and provide Manitobans with meaningful and useful information about government activities and their impact on the province and its citizens.

For more information on performance reporting and the Manitoba government, visit [www.gov.mb.ca/finance/publications/performance.html](http://www.gov.mb.ca/finance/publications/performance.html).

Your comments on performance measures are valuable to us. You can send comments or questions to [mbperformance@gov.mb.ca](mailto:mbperformance@gov.mb.ca).

67

What is being measured and using what indicator?	Why is it important to measure this?	Where are we starting from (baseline measurement)?	What is the 2018/2019 result or the most recent available data?	What is the trend over time?	Comments/recent actions/report links
The Manitoba government's credit rating.	Impacts the Manitoba government's ability to borrow at a cost-effective rate. An important consideration for investors in Manitoba bonds and other securities.	Ratings as at March 31, 2002 were: <ul style="list-style-type: none"> <li>• Aa3 (Stable) Moody's Investor's Service</li> <li>• AA- (Stable) Standard &amp; Poor's</li> <li>• A (Stable) Dominion Bond Rating Service</li> </ul>	Ratings as at March 31, 2019 were: <ul style="list-style-type: none"> <li>• Aa2 (Stable) Moody's Investor's Service</li> <li>• A+ (Stable) Standard &amp; Poor's</li> <li>• A (High) (Stable)</li> </ul>	Uncertain.	Moody's has rated Manitoba at Aa2 with a stable outlook.

What is being measured and using what indicator?	Why is it important to measure this?	Where are we starting from (baseline measurement)?	What is the 2018/2019 result or the most recent available data?	What is the trend over time?	Comments/recent actions/report links
			Dominion Bond Rating Service		
The Net Income/Loss for the year based on the Summary Financial Statements Consolidated Statement of Revenue and Expense in Volume 1 of the Public Accounts.	Maintains the financial reputation of Manitoba and is an important tool in ensuring transparent adherence to the Fiscal Responsibility and Taxpayer Protection Act.	For each fiscal year, the government is not to incur a deficit that exceeds the baseline amount. The baseline amount in relation to the 2017/2018 fiscal year was \$924 million deficit.	2017/2018 Public Accounts, Volume 3. Statement of Calculation of Surplus or Deficit under the Fiscal Responsibility and Taxpayer Protection Act - \$782 million deficit.	Decreasing: The 2017/2018 amount was \$142 million under the baseline amount.	Updates since March 31, 2018 will be noted in the 2018/2019 Annual Report presented in Public Accounts.
Provincial Territory Infrastructure Component (PTIC) – National Regional Projects (NRP) and Small Communities Fund. (SCF).  These programs are measuring access to clean drinking water, high quality	Recorded benefits from federal/provincial cost-shared infrastructure programming that demonstrates funds are being spent on projects that contribute to long-term economic growth, a clean	Started reporting benefits April 1, 2016.	In the 2018/2019 fiscal year, 13 PTIC-SCF received federal/provincial cost-shared funding, resulting in: <ul style="list-style-type: none"> <li>• Approx. 529 new households connected to municipal water services</li> <li>• 486 households whose wastewater</li> </ul>	Increased access to potable water and/or municipal water services.  Increased capacity to treat and/or manage wastewater.  Increased life, reliability and efficiency of water/wastewater infrastructure.	GHG emissions from owned and operated facilities in 2017/2018 were 534 tonnes less than 2016/2017 emissions. The reduced emissions reflect a reduction of energy consumption due to a reduction in the portfolio footprint. However, annual variances

What is being measured and using what indicator?	Why is it important to measure this?	Where are we starting from (baseline measurement)?	What is the 2018/2019 result or the most recent available data?	What is the trend over time?	Comments/recent actions/report links
<p>wastewater treatment, improved efficiency and safety, and improved solid waste management for Manitobans.</p> <p>The indicator is recorded benefits from federal/provincial cost shared infrastructure programming in the categories of: Water, wastewater, and local and regional airports.</p>	<p>environment and strong communities.</p> <p>The success of the projects under these programs hinges on the cooperative relationships between all three levels of government.</p>		<p>treated to a higher quality</p> <ul style="list-style-type: none"> <li>• 83 households with improved potable water quality</li> <li>• 95,070 users benefit from local recreation facility access and use</li> <li>• 199,683m3 increased capacity to treat wastewater annually (no PTIC-NRP projects were completed this fiscal year).</li> </ul>	<p>Increased service deliveries by passenger and air carriers of local airport infrastructure.</p> <p>Decreased amount of solid waste at local landfills.</p> <p>Safe and more efficient movement of people and goods.</p> <p>Supports economic and community development.</p>	<p>due to weather, occupancy and fuel purchasing patterns may have also contributed.</p>
<p>Clean-Water and Waste Water Fund (CWWF) and Public Transfer Infrastructure Fund (PTIF).</p>	<p>Recorded benefits from federal/provincial cost-shared infrastructure programming that demonstrates</p>	<p>Started reporting benefits April 1, 2017.</p>	<p>In the 2018/2019 fiscal year, 20 PTIF and 25 CWWF projects were complete and received federal/provincial cost-shared funding,</p>	<p>Increased access to potable water and/or municipal water services.</p> <p>Increased capacity to treat and/or manage</p>	

What is being measured and using what indicator?	Why is it important to measure this?	Where are we starting from (baseline measurement)?	What is the 2018/2019 result or the most recent available data?	What is the trend over time?	Comments/recent actions/report links
<p>These programs are measuring access to public transit, improved safety and accessibility, extended useful life of public infrastructure assets, and safer drinking water for Manitobans. The indicator is recorded benefits from federal/provincial cost shared infrastructure programming in the categories of: water, wastewater, and public transit.</p>	<p>funds are being spent on projects that contribute to long-term economic growth, a clean environment and strong communities.</p> <p>The success of the projects under these programs hinges on the cooperative relationships between all three levels of government.</p>		<p>resulting in:</p> <ul style="list-style-type: none"> <li>• 12 municipalities improving public transit accessibility.</li> <li>• 20 municipalities improved/added safety and customer experience.</li> <li>• 9 municipalities increased overall useful life of transit asset and improved physical condition.</li> <li>• 2 completed plans or studies that led to informed decisions on investments.</li> <li>• 5 projects resulted in improved quality of drinking water.</li> <li>• 1 boil water advisory</li> </ul>	<p>wastewater.</p> <p>Improved safety and reliability of local airport infrastructure.</p> <p>Decreased amount of solid waste at local landfills.</p>	



What is being measured and using what indicator?	Why is it important to measure this?	Where are we starting from (baseline measurement)?	What is the 2018/2019 result or the most recent available data?	What is the trend over time?	Comments/recent actions/report links
			<p>eliminated.</p> <ul style="list-style-type: none"> <li>• 10 drinking water systems that meet or exceed regulations and guidelines.</li> <li>• 11 early works projects that lay groundwork for future drinking water system expansions.</li> <li>• 2878 new households connected to wastewater and stormwater systems.</li> <li>• 4 projects resulted in improved of wastewater effluent or stormwater discharge.</li> <li>• 2 wastewater systems that meet or exceed regulations and guidelines.</li> <li>• 944 new</li> </ul>		

What is being measured and using what indicator?	Why is it important to measure this?	Where are we starting from (baseline measurement)?	What is the 2018/2019 result or the most recent available data?	What is the trend over time?	Comments/recent actions/report links
			households connected to wastewater and stormwater systems.		

## Regulatory Accountability and Red Tape Reduction

Manitoba Finance and Manitoba Crown Services is committed to implementing the principles of regulatory accountability as set out in [The Regulatory Accountability Act](#). The department works to achieve balance with regulatory requirements, identify the best options for them, assess their impact and incorporate them in department activities, programs and in the development of all regulatory instruments.

A regulatory requirement is a requirement in a regulatory instrument for a person to take an action in order to:

- access a program or service offered by the government or a government agency
- carry on business
- participate in a regulated activity

Regulator accountability provides a framework to create a transparent, efficient and effective regulatory system. Red tape reduction aims to remove the regulatory requirements that are unclear, overly prescriptive, poorly designed, redundant, contradictory or antiquated. Not all regulatory requirements create red tape.

## Regulatory Requirements - Manitoba Finance

### Regulatory Requirements

	<b>Baseline (April 1, 2016)</b>	<b>2016/17 (March 31, 2017)</b>	<b>2017/18 (March 31, 2018)</b>	<b>2018/19 (March 31, 2019)</b>
Total number of regulatory requirements	84,845	84,774	85,196	84,515

	<b>2018/19 from 2017/18</b>	<b>2018/19 from baseline</b>
Net change in total number of regulatory requirements	-681	-330
% change	-0.8%	-0.4%

- 2018/19 data includes Program transfers and other adjustments \*
- the transition from a manual data collection system to an automatic one in 2018/19 may have impacted statistics reported in previous periods

- for additional information, please see the Manitoba Regulatory Accountability Report at [www.manitoba.ca/reducereDTape](http://www.manitoba.ca/reducereDTape)

Note: The information in the tables above includes that of agencies that report to the Minister of Finance.

### **Key Results Achieved:**

For 2018/19, Manitoba Finance's achievements in reducing regulatory requirements and eliminating red tape included:

- The Comptrollers Division took the lead on changing The Public Sector Compensation Disclosure Act. The requirement that government funded agencies that previously were required to prepare an audited statement has been eliminated, saving money and time for these agencies.
- In 2018/2019 the administration of the Insurance Corporations Tax Act was transferred to the Taxation Division. Although the regulatory requirements count reduction belongs to Financial Institutions Regulation Branch (responsible for the administration up to the end of the 2017 tax year, due 2018), as part of the streamlining of the administration of the act by Taxation, the requirement to file quarterly installments was eliminated. Taxation also mandated online filing and payment thereby reducing the return print costs to government by approximately \$3,000 annually.

## Regulatory Requirements - Crown Services

Manitoba Crown Services is committed to implementing the principles of regulatory accountability as set out in The Regulatory Accountability Act. The department works to achieve balance with regulatory requirements, identify the best options for them, assess their impact and incorporate them in department activities, programs and in the development of all regulatory instruments. The Crown Services Secretariat has four Crown corporations that report to the Minister of Crown Services. Their regulatory requirements and achievements are included below.

### Manitoba Hydro

#### Regulatory Requirements

	<b>Baseline (April 1, 2016)</b>	<b>2016/17 (March 31, 2017)</b>	<b>2017/18 (March 31, 2018)</b>	<b>2018/19 (March 31, 2019)</b>
Total number of regulatory requirements	33,981	33,025	32,487	29,106

	<b>2018/19 from 2017/18</b>	<b>2018/19 from baseline</b>
Net change in total number of regulatory requirements	-3,381	-4,875
% change	-10.4%	-14.3%

- 2018/19 data includes Program transfers and other adjustments \*
- the transition from a manual data collection system to an automatic one in 2018/19 may have impacted statistics reported in previous periods
- for additional information, please see the Manitoba Regulatory Accountability Report at [www.manitoba.ca/reduceredtape](http://www.manitoba.ca/reduceredtape)

#### Key Results Achieved:

For 2018/2019, Manitoba Hydro's achievements in reducing regulatory requirements and eliminating red tape included:

- Manitoba Hydro created a Strategic Transformation Office in March of 2018 to identify and implement customer experience improvement initiatives including automating processes and improving efficiencies. Initiatives are anticipated to result

in simplified processes for customers to access various Manitoba Hydro programs and services.

- In 2018/2019, the Strategic Transformation Office led enhancements to Manitoba Hydro's electric outage map providing real-time information on Manitoba Hydro's website. Through a few computer clicks or a mobile device, customers are able to view outage area, number of customers impacted, estimated restoration time and outage cause. The previously available method for reporting and receiving information on unplanned outages involved customers calling Manitoba Hydro's Contact Centre and utilizing the menu prompt system, leaving and/or listening to a message. The implementation of this public-facing real time outage map has improved efficiency and saves customers time in reporting and obtaining information on outages.
- Officials from the Office of the Fire Commissioner (OFC) and Manitoba Hydro continue to collaborate on ways to streamline and improve the natural gas and electrical inspection programs. The Government of Manitoba and Manitoba Hydro are committed to maintaining public safety while working together to reduce areas of overlap that could create barriers to growth for Manitoba businesses.

## Manitoba Liquor and Lotteries Corporation (MLLC)

### Regulatory Requirements

	<b>Baseline (April 1, 2016)</b>	<b>2016/17 (March 31, 2017)</b>	<b>2017/18 (March 31, 2018)</b>	<b>2018/19 (March 31, 2019)</b>
Total number of regulatory requirements	10,440	10,447	10,060	7,712

	<b>2018/19 from 2017/18</b>	<b>2018/19 from baseline</b>
Net change in total number of regulatory requirements	-2,348	-2,728
% change	-23.3%	-26.1%

- 2018/19 data includes Program transfers and other adjustments \*

- the transition from a manual data collection system to an automatic one in 2018/19 may have impacted statistics reported in previous periods
- for additional information, please see the Manitoba Regulatory Accountability Report at [www.manitoba.ca/reduceredtape](http://www.manitoba.ca/reduceredtape)

### Key Results Achieved:

For 2018/2019, MLLCs' achievements in reducing regulatory requirements and eliminating red tape included:

- Manitoba Liquor and Lotteries Corporation made significant consolidation and streamlining efforts to its Liquor Operations administration process. Improvements to several forms and applications resulted in a reduction of 2,405 regulatory requirements. These improvements help to save their business partners time and reduce the volume of information that has to be used to process transactions.
- Refinements to their sponsorship and charitable programs resulted in several forms being repealed, producing an additional savings of 289 regulatory requirements.

### Manitoba Public Insurance Corporation (MPIC)

#### Regulatory Requirements

	<b>Baseline (April 1, 2016)</b>	<b>2016/17 (March 31, 2017)</b>	<b>2017/18 (March 31, 2018)</b>	<b>2018/19 (March 31, 2019)</b>
Total number of regulatory requirements	37,957	38,235	36,235	36,475

	<b>2018/19 from 2017/18</b>	<b>2018/19 from baseline</b>
Net change in total number of regulatory requirements	240	-1,482
% change	0.7%	-3.9%

- 2018/19 data includes Program transfers and other adjustments \*

- the transition from a manual data collection system to an automatic one in 2018/19 may have impacted statistics reported in previous periods
- for additional information, please see the Manitoba Regulatory Accountability Report at [www.manitoba.ca/reduceredtape](http://www.manitoba.ca/reduceredtape)

### **Key Results Achieved:**

For 2018/2019, MPIC's achievements in reducing regulatory requirements and eliminating red tape included:

- Repeal of Approved Theft Deterrent Immobilizer Regulation concluded a successful multi-year campaign by MPI and the province to reduce auto theft, and Manitobans will no longer be required to install aftermarket immobilizers on their vehicles (select models) if they do not already have one. This regulatory change reflects the fact that most vehicles now come standard with theft deterrence, and the majority of vehicles stolen in Manitoba today have keys associated with the theft, limiting the effectiveness of immobilizers in these instances. Seven Regulatory Instruments and 61 Regulatory Requirements were eliminated with this change.
- MPI expects to realize \$2.3M in savings on credit card merchant fees annually by changing customer payment methods. Pre-authorized credit card financing agreements were eliminated, with associated savings set to be re-invested into keeping auto insurance rates low, predictable and stable.
- With The Traffic and Transport Modernization Act (TTMA) that came into force on March 1, 2019, customers who own commercial trucks will no longer be required to switch between licence plates based on the use of the vehicle. This change will save time and money for industry, as previously, owners or operators needed to physically re-plate their vehicles if the owner changed the type of operations their trucks were engaged in.



## Manitoba Centennial Centre Corporation (MCCC)

### Regulatory Requirements

	<b>Baseline (April 1, 2016)</b>	<b>2016/17 (March 31, 2017)</b>	<b>2017/18 (March 31, 2018)</b>	<b>2018/19 (March 31, 2019)</b>
Total number of regulatory requirements	589	589	589	589

	<b>2016/17 from baseline</b>	<b>2017/18 from baseline</b>	<b>2018/19 From baseline</b>
Net change in total number of regulatory requirements	0	0	0
% change	0%	0%	0%

## The Public Interest Disclosure (Whistleblower Protection) Act

The Public Interest Disclosure (Whistleblower Protection) Act came into effect April 2007. This law gives employees a clear process for disclosing concerns about significant and serious matters (wrongdoing) in the Manitoba public service, and strengthens protection from reprisal. The Act builds on protections already in place under other statutes, as well as collective bargaining rights, policies, practices and processes in the Manitoba public service.

Wrongdoing under The Act may be: contravention of federal or provincial legislation; an act or omission that endangers public safety, public health or the environment; gross mismanagement; or knowingly directing or counselling a person to commit a wrongdoing. The Act is not intended to deal with routine operational or administrative matters.

A disclosure made by an employee in good faith, in accordance with The Act, and with a reasonable belief that wrongdoing has been or is about to be committed is considered to be a disclosure under The Act, whether or not the subject matter constitutes wrongdoing. All disclosures receive careful and thorough review to determine if action is required under The Act, and must be reported in a department's Annual Report in accordance with section 18 of The Act.

The following is a summary of disclosures received by Manitoba Finance for fiscal year 2018/2019.

Information Required Annually (as per Section 18)	Fiscal Year 2018/2019
The number of disclosures received and the number acted on and not acted on. <i>Subsection 18(2)(a)</i>	2
The number of investigations commenced as a result of a disclosure. <i>Subsection 18(2)(b)</i>	2
In the case of an investigation that results in a finding of wrongdoing, a description of the wrongdoing and any recommendations or corrective actions taken in relation to the wrongdoing, or the reasons why no corrective action was taken. <i>Subsection 18(2)(c)</i>	NIL