

MANITOBA ANALYTICS

Food Manufacturing Sales 2023



March 5, 2024

The food manufacturing industry is the largest manufacturing industry in Manitoba, in terms of sales, accounting for 32 per cent of the province's total manufacturing sales in 2023. Manitoba posted food manufacturing sales of \$8.4 billion in 2023, up \$355 million, or 4.4 per cent from \$8.0 billion in 2022. For the past five years, food manufacturing has contributed an average of \$6.9 billion to Manitoba's economy each year (not adjusted for inflation).

Meat product manufacturing continues to be the largest food manufacturing sector in Manitoba. In 2023, meat manufacturing reached \$2.7 billion in sales, accounting for 32 per cent of the total food manufacturing sales. Grain and oilseed milling, the second-largest food manufacturing sector, registered sales value of \$2.4 billion. This accounted for 29 per cent of the total food manufacturing sales. In 2023, dairy product manufacturing and animal food manufacturing reached \$976 million and \$632 million in sales value, respectively.

Among all food manufacturing sectors, grains and oilseeds products, and meat products showed the largest percentage increase in sales in 2023, compared to 2022. Grain and oilseed product sales increased by 3.9 per cent from \$2.3 billion in 2022 to \$2.4 billion in 2023. Meat product sales increased by 3.8 per cent from \$2.6 billion in 2021 to \$2.7 billion in 2023. Animal food sales increased by 0.6 per cent, reaching \$632 million in 2023. Dairy product manufacturing also saw an increase of 1.9 per cent compared to the previous year.

Over the last six years, Manitoba food manufacturing sales have increased year-over-year from \$4.9 in 2018 to a new record of \$8.4 billion in 2023.

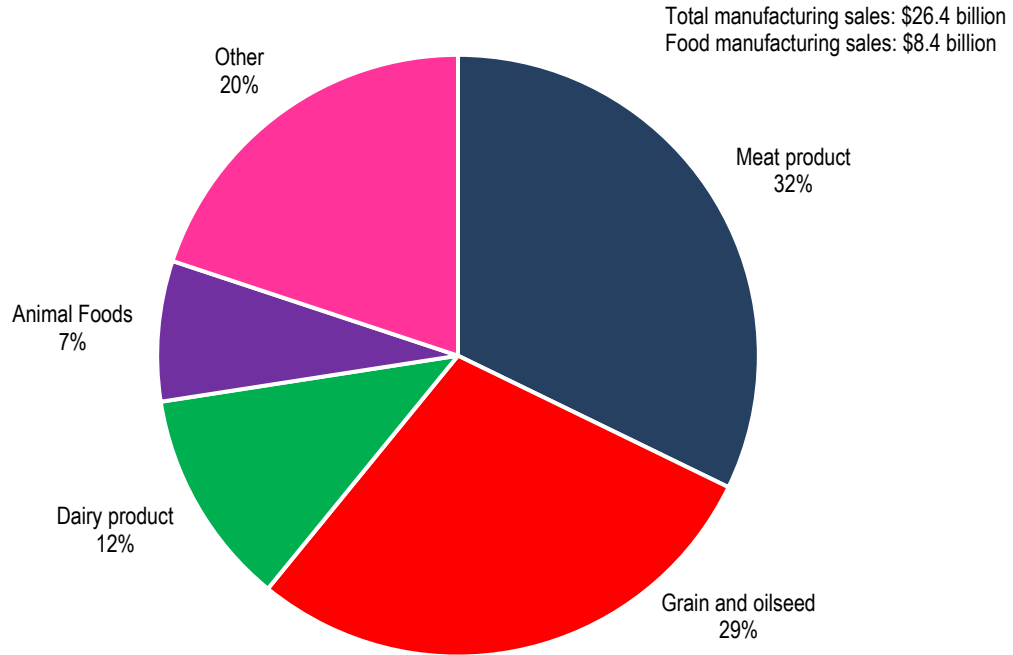
Canadian food manufacturing sales also set a new record in 2023 at \$145.6 billion, topping 2022 by 7.3 per cent. This was a broad and general rise, with most provinces individually achieving record sales in 2023. Manitoba's share of Canadian food manufacturing sales was 5.8 per cent.

FOOD MANUFACTURING SALES 2022-2023 (\$ Thousand CAN)

Commodity Type	2022	2023	Difference (2023-2022)	Percentage change 2023/2022 (%)
Meat product	\$2,597,685	\$2,697,697	\$100,012	3.85
Grain and oilseed	\$2,313,167	\$2,403,287	\$90,120	3.90
Dairy product	\$958,433	\$976,954	\$18,521	1.93
Animal foods	\$628,574	\$632,017	\$3,443	0.55
Others	\$1,524,251	\$1,667,435	\$143,184	9.39
Total food manufacturing	\$8,022,110	\$8,377,390	\$355,280	4.43

Source: Statistics Canada Table 16-10-0048-01

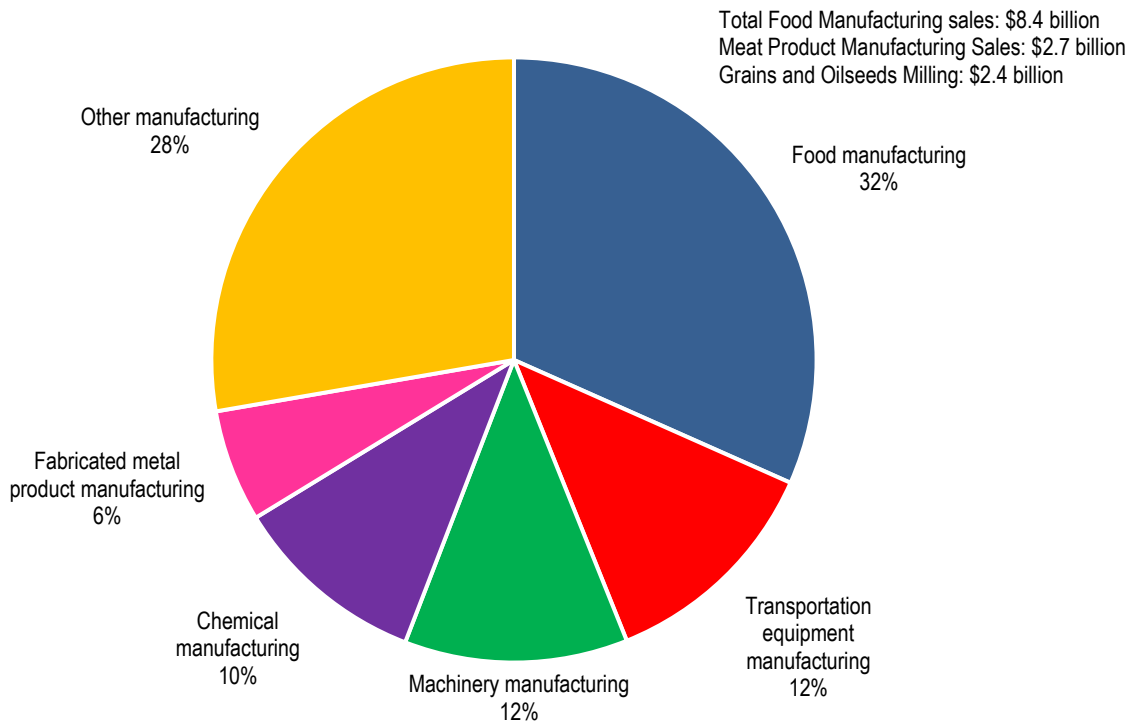
FOOD AND BEVERAGE MANUFACTURING SALES BY COMMODITY IN MANITOBA, 2023



Source: Statistics Canada Table 16-10-0048-01

Manitoba Agriculture, Foresight and Analysis 2024-03-01

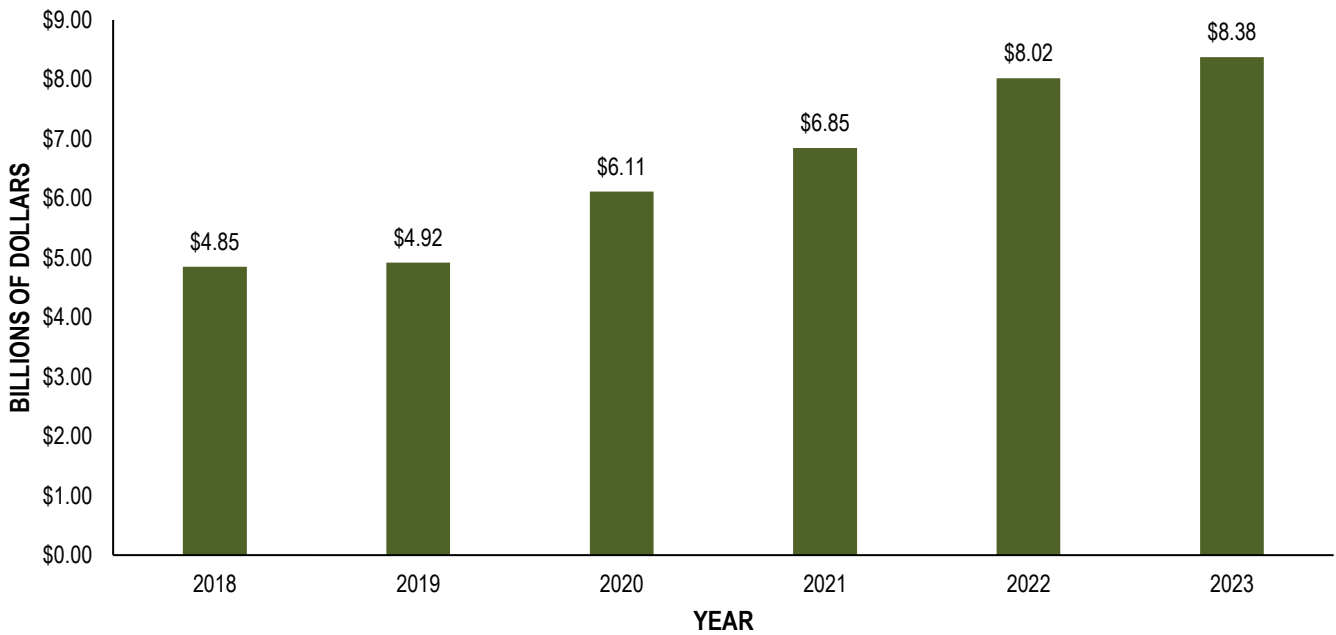
TOP FIVE SECTORS CONTRIBUTING TO MANUFACTURING SALES IN MANITOBA, 2023



Source: Statistics Canada Table 16-10-0048-01

Manitoba Agriculture, Foresight and Analysis 2024-03-01

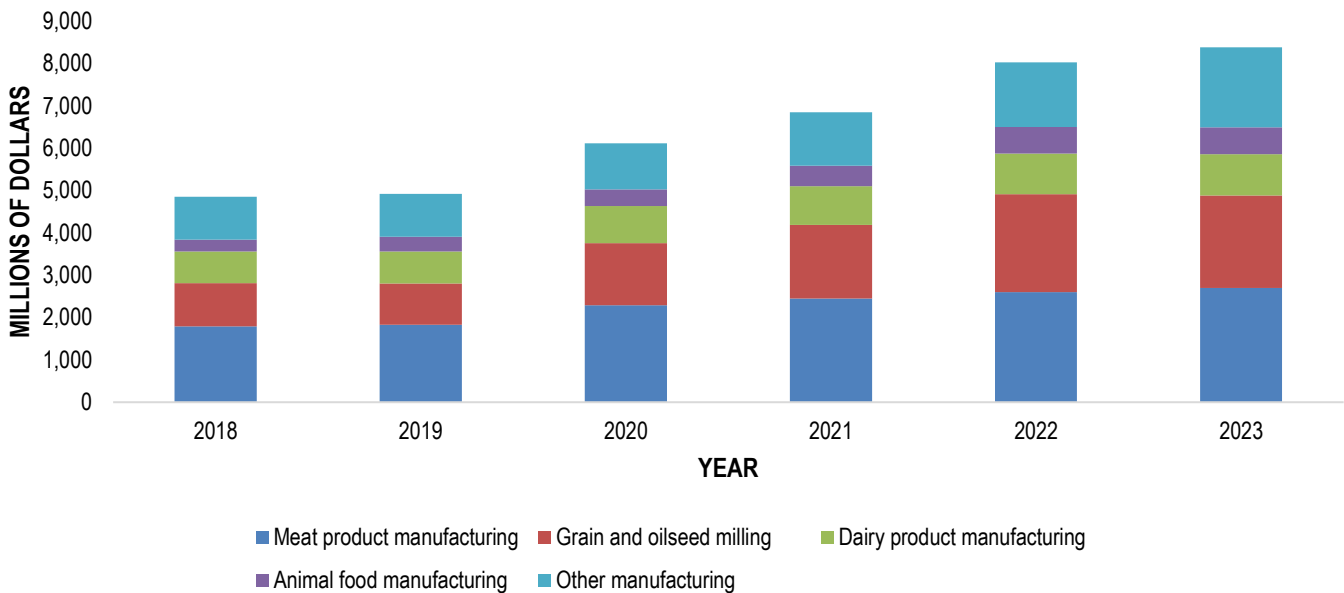
TRENDS IN MANITOBA FOOD MANUFACTURING SALES 2018-2023



Source: Statistics Canada Table 16-10-0048-01

Manitoba Agriculture, Foresight and Analysis 2024-03-01

FOOD MANUFACTURING SALES BY COMMODITY 2018-2023



Source: Statistics Canada Table 16-10-0048-01

Manitoba Agriculture, Foresight and Analysis 2024-03-01

Contact us

- Go to manitoba.ca/agriculture and click on [Markets and Statistics](#).
- Email us at industryintelligence@gov.mb.ca.
- Follow us on Twitter @MBGovAg.

