

Influenza Surveillance Report 2019–2020

Week 47 (Nov. 17–23, 2019)

Data extracted Nov.29, 2019 at 11:00 am

Next report date: Dec. 6, 2019

Provincial Update: The influenza activity in Manitoba remains at a low level. However, while the influenza A detections in Week 47 were similar to previous weeks, influenza B detections increased this week and became the most detected influenza type. Other respiratory viruses continue to co-circulate. Activity level in syndromic indicators overall increased from Summer, but has been similar in last few weeks and is within expected levels at this time of a year.

National Update: As of Week 46, influenza activity continued to increase, but remained below the seasonal threshold at the national level. Influenza A(H3N2) was the most common influenza virus circulating in Canada along with about 33% influenza B laboratory detections. Hospitalizations continued to be predominantly associated with influenza A.

International Update: As of Week 46, seasonal influenza activity in the United States continued to increase but varied by region. Influenza B/Victoria viruses were the most common followed by Influenza A(H1N1)pdm09 and Influenza A(H3N2). The predominant virus varied by region and age group.



Laboratory	This Week
Laboratory-confirmed influenza cases:	
<ul style="list-style-type: none"> Influenza A: 7 Influenza B: 15 	
From Sept.	
<ul style="list-style-type: none"> Influenza A: 37 Influenza B: 39 	

Severity	This Week
Severe outcomes associated with influenza:	
<ul style="list-style-type: none"> Hospitalizations: <5 ICU* admissions: 0 Deaths: 0 	
From Sept.	
<ul style="list-style-type: none"> Hospitalizations: 7 ICU* admissions: 0 Deaths: 0 	

Outbreaks	This Week
Laboratory-confirmed influenza outbreaks:	
<ul style="list-style-type: none"> Influenza A: 0 Influenza B: 0 Influenza A & B: 0 	
From Sept.	
<ul style="list-style-type: none"> Influenza A: 0 Influenza B: 0 Influenza A & B: 0 	

Vaccine	As of Nov. 8
<ul style="list-style-type: none"> % received by MHSAL of total influenza vaccine doses ordered from manufacturers: 100% % shipped from MHSAL across Manitoba of total doses ordered by immunization service providers: 91% 	

Calls	This Week
Calls to Influenza Service at Health Links–Info Santé: 22	

Physician Visits	This Week
Visits to sentinel physicians due to ILI: 1.4 %	

Antiviral	This Week
Units of antiviral dispensed from pharmacies: 17	

ER Visits	This Week
Respiratory visits to Emergency Department (ED): 155/day	

Note. * ICU admissions were also included in hospitalizations. Numbers are subject to change. Missed events in the current report due to a delay of submission to MHSAL will be included in later reports when data become available.

Influenza Surveillance Report 2019–2020

Figure 1. Weekly Cases of Laboratory-Confirmed Influenza, Manitoba

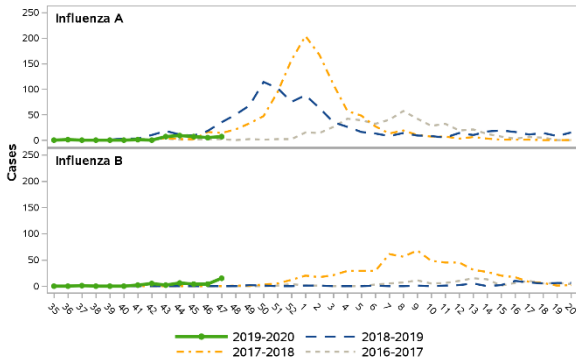


Figure 2. Average Daily Respiratory Visits to Emergency Department and % of Total Visits, Winnipeg Regional Health Authority, Manitoba

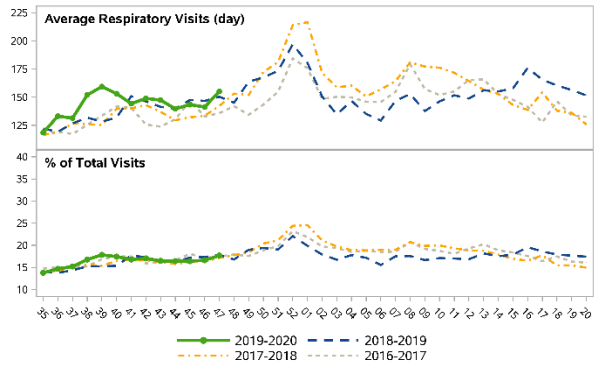


Figure 3. Weekly Influenza and ILI Outbreaks, Manitoba

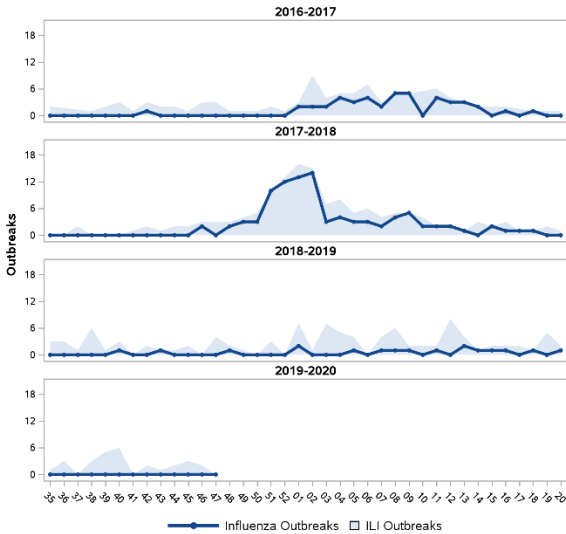


Table 1. Antiviral Resistance of Isolates by Influenza Type and Subtype since September 1, 2019

		Oseltamivir		Zanamivir	
		R*	S**	R*	S**
Canada	A(H3N2)	0	36	0	36
	A(H1N1)	0	12	0	12
	B	0	12	0	12
Manitoba	A(H3N2)	0	1	0	1
	A(H1N1)	0	2	0	2
	B	0	5	0	5

* Resistant **Sensitive

Table 2. Influenza Strain Characterization reported by National Microbiology Laboratory since September 1, 2019

Strain	Number of viruses	
	Canada	Manitoba
A/Kansas/14/2017-like	8	1
A/Brisbane/02/2018-like	17	2
B/Colorado/06/2017-like	13	5

As per the World Health Organization (WHO), all seasonal quadrivalent influenza vaccines for 2019–2020 in the northern hemisphere contain those strains.