

2006 Census Profile

## **God's Lake 23, IRI**

Data Quality Flag\* for this area is 00000

Produced by:

### **The Manitoba Bureau of Statistics**

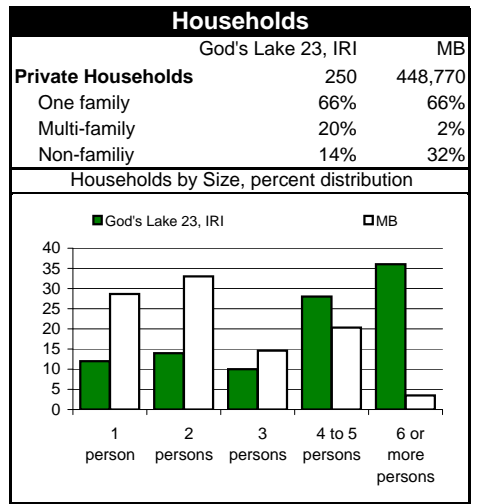
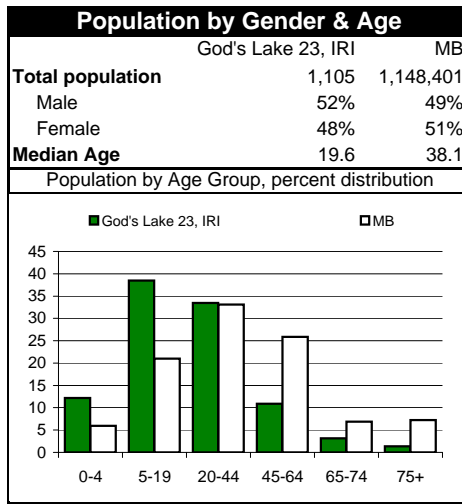
Statistics Canada offers community profiles at the following web address:

<http://www12.statcan/english/census06/data/profiles/community/index.cfm?Lang=E>

*\*For information on data quality flags the user should consult the Statistics Canada publication:  
Data Quality and Confidentiality Standards and Guidelines (Public), 2006 Census Dissemination*

**September 2008**

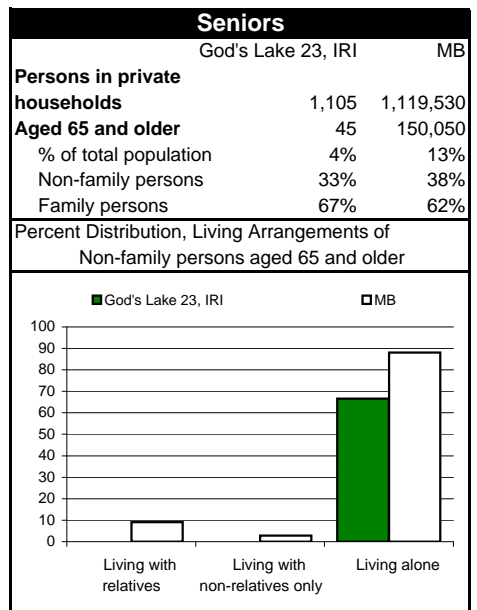
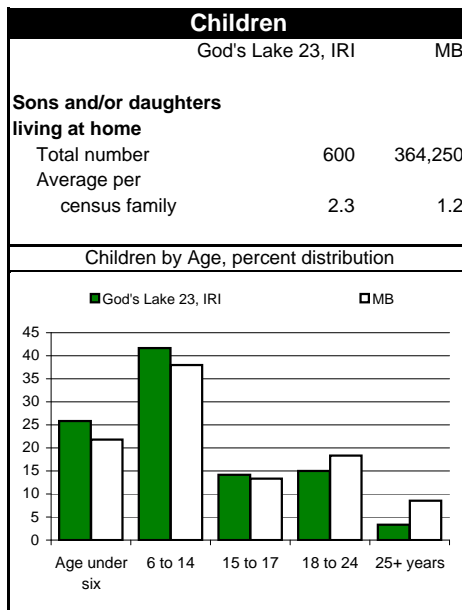
Summary		
God's Lake 23, IRI		MB
<b>Total population</b> (as of May 16, 2006)	1,105	1,148,401
Share of Manitoba	0.10%	
<b>2001 Census of Population</b> (as of May 15, 2001)	1,156	1,119,583
Percent change '01-2006	-4.4%	2.6%
<b>Land area 2006</b> km <sup>2</sup>	46.7	552,370
<b>Occupied private dwellings</b> (unrounded)	248	448,766
<b>Total Dwellings</b> (unrounded)	287	491,724



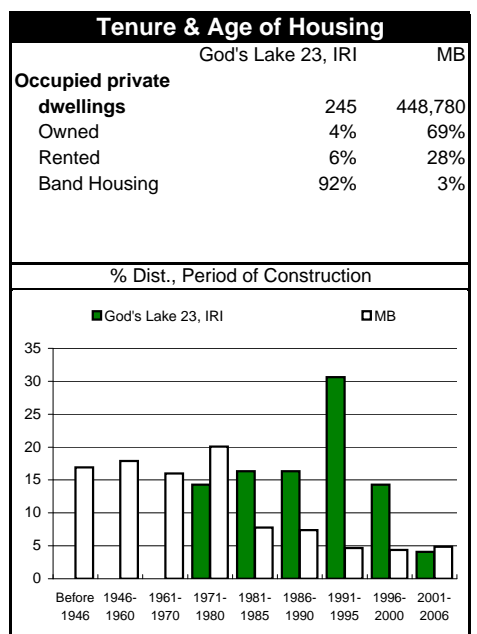
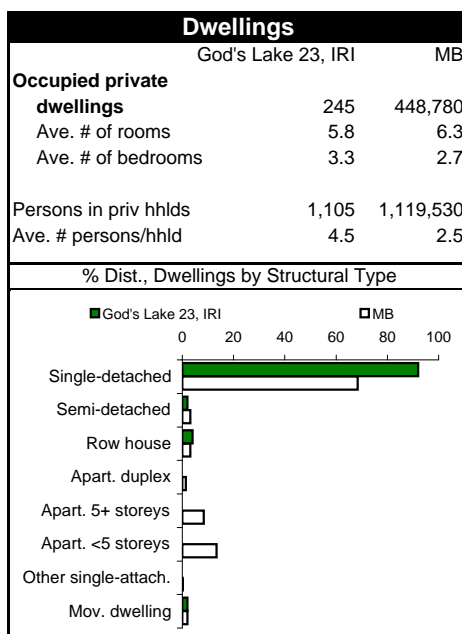
Marital Status & Families		
God's Lake 23, IRI		MB
<b>Population 15+ years</b>	695	923,230
Single, never married	390	307,500
Legally married	220	463,100
Separated	30	26,215
Divorced	25	62,865
Widowed	35	63,550

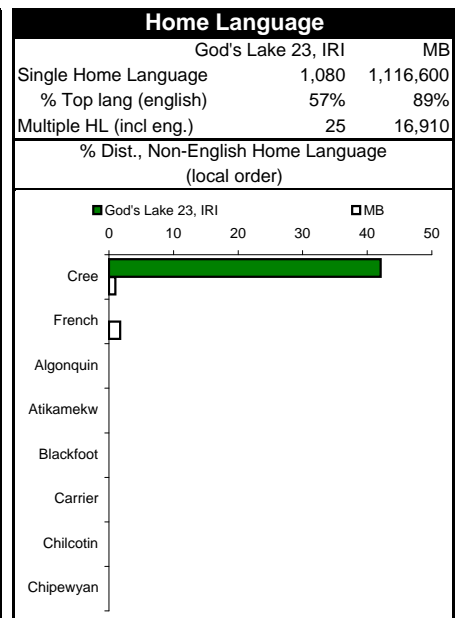
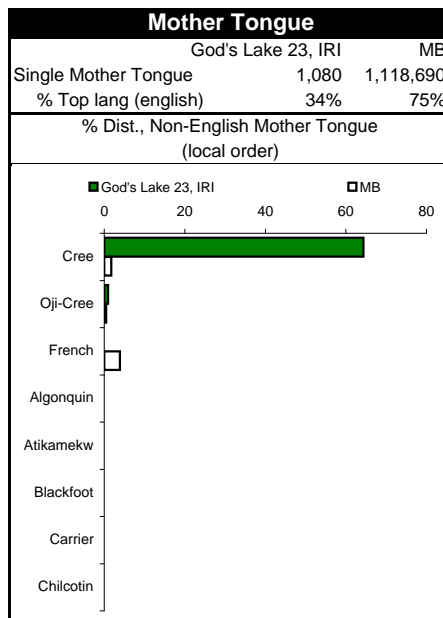
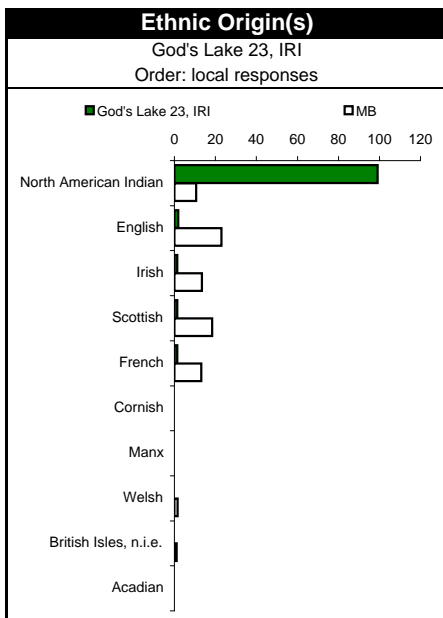
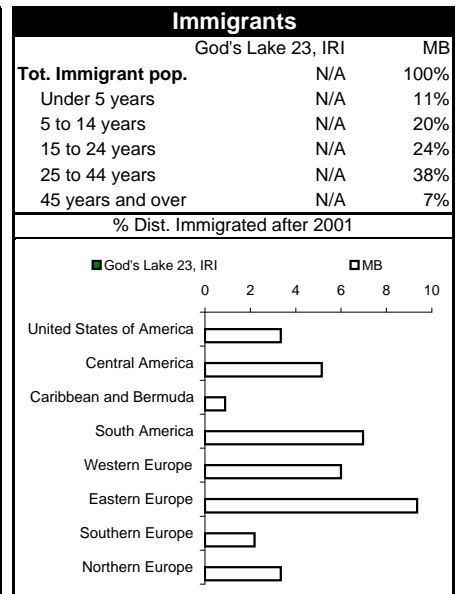
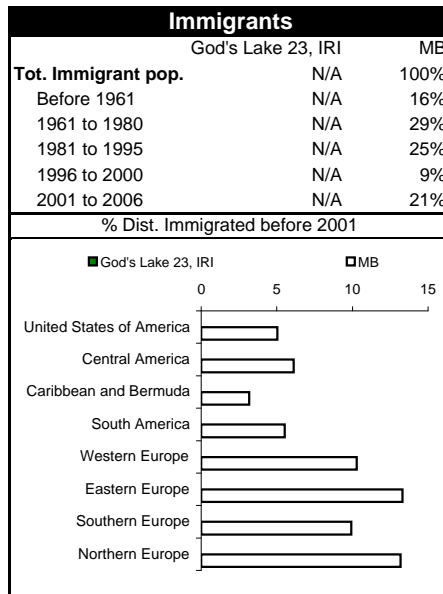
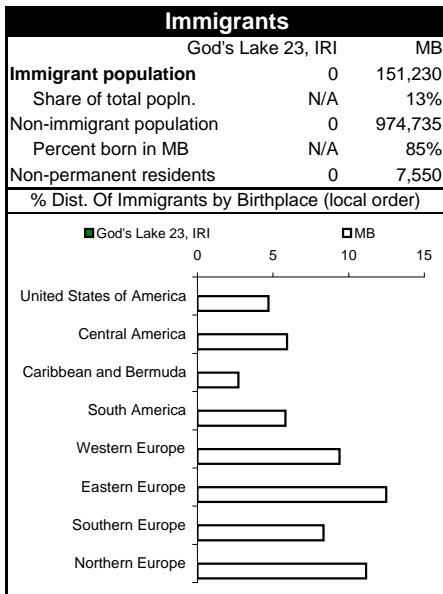
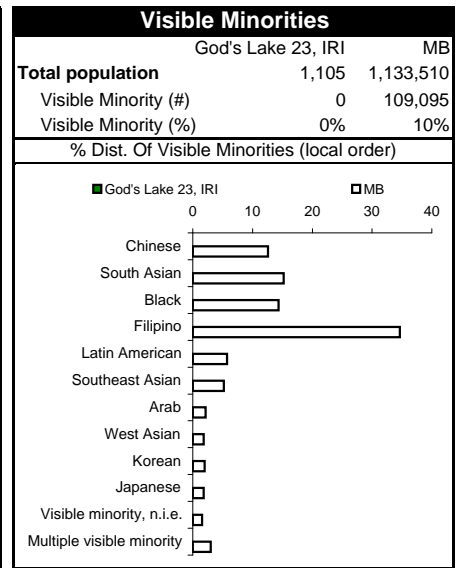
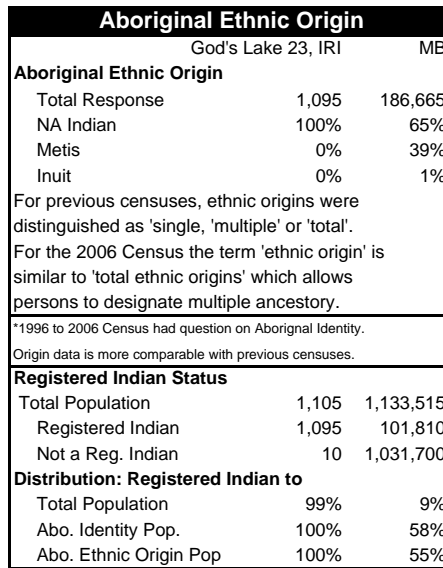
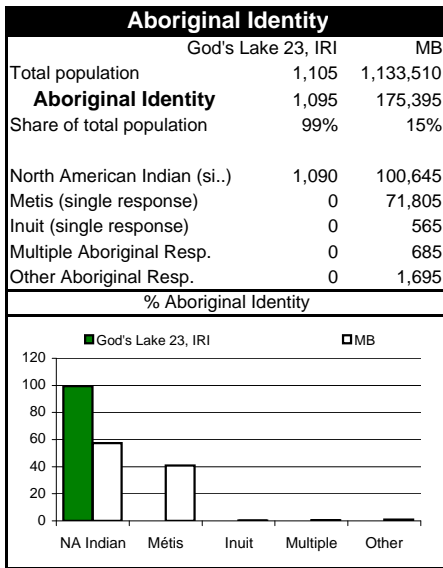
Census Families by Structure

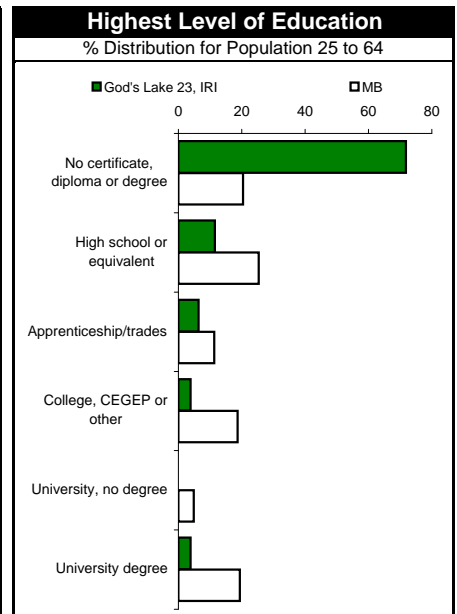
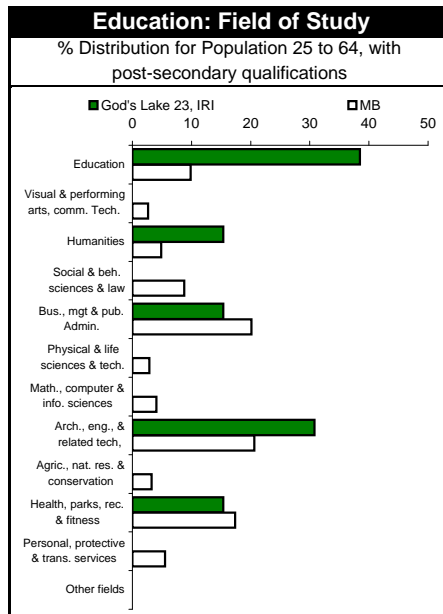
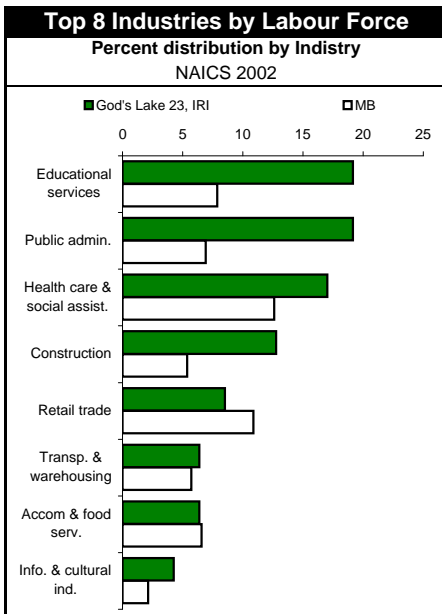
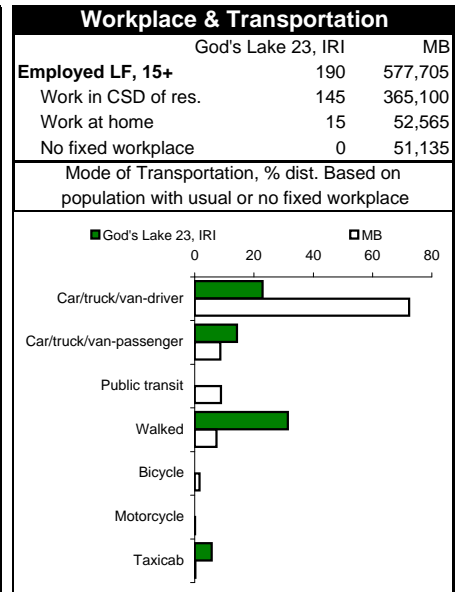
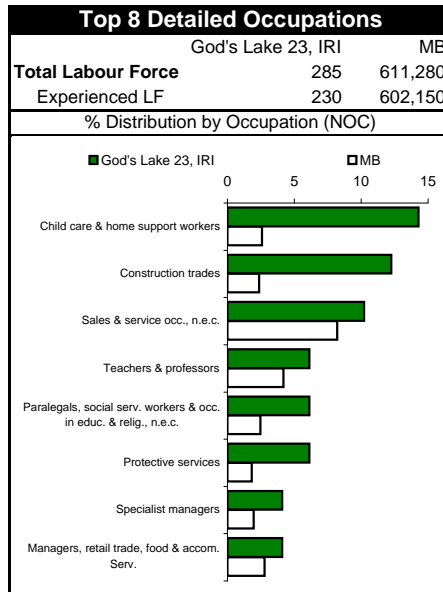
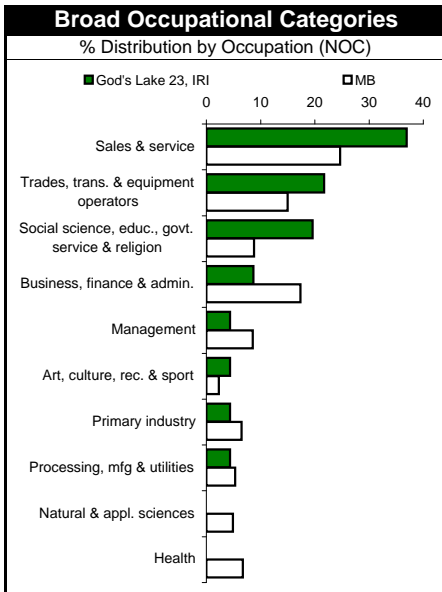
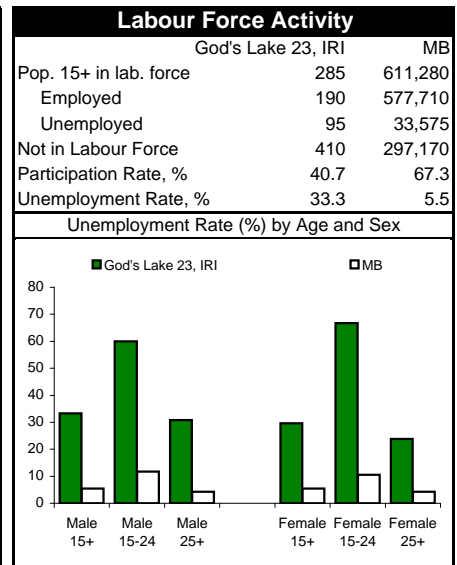
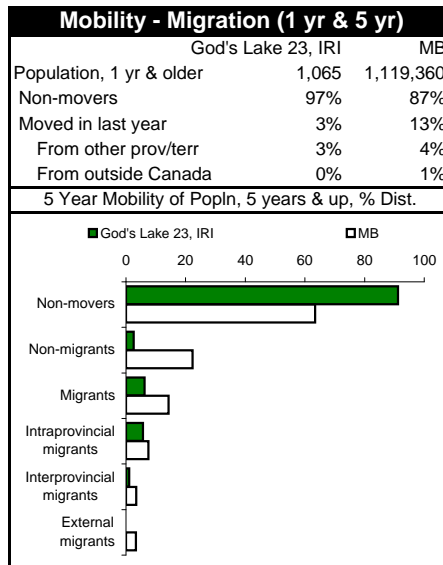
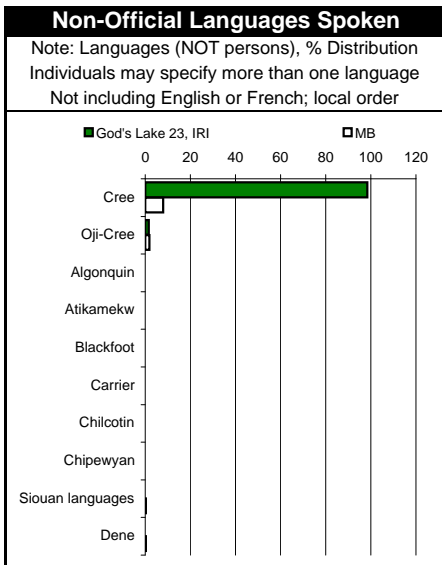
No. of census families	God's Lake 23, IRI	MB
<b>265</b>		312,805
<b>Husband-wife families</b>	165	259,595
Now-married couples	105	225,875
Without child at home	19%	44%
With children at home	81%	56%
Common-law couples	60	33,715
Without child at home	17%	57%
With children at home	83%	43%
<b>Single-parent families</b>	100	53,210
Male parent	30%	19%
Female parent	70%	81%



Affordability (vs. Household income)		
God's Lake 23, IRI		MB
<b>Non-farm, non-reserve private dwellings, occupied by usual residents</b>		
<b>Total number</b>	N/A	426,070
<b>Tenant Occupied</b>	N/A	126,420
Average gross rent	N/A	\$591
>= 30% of hhld income	N/A	35%
30-99% of hhld income	N/A	31%
<b>Owner Occupied</b>	N/A	299,645
Average value	N/A	\$153,307
Average payments	N/A	\$768
>= 30% of hhld income	N/A	11%
30-99% of hhld income	N/A	10%
<b>One family hhlds without additional persons in non-farm, non-reserve private dwellings</b>		
<b>Tenant households</b>	N/A	50,055
Average gross rent	N/A	\$632
>= 30% of hhld income	N/A	25%
<b>Owner occupied</b>	N/A	216,475
Average gross rent	N/A	\$820
>= 30% of hhld income	N/A	9%







### Employment Income in 2005

God's Lake 23, IRI		MB
With employment income	365	650,410
Worked full yr, full time	25%	54%
Males	12%	31%
Females	12%	22%
Worked pt yr, pt time	48%	40%

Median 2005 Employment Income (\$'000)

Category	God's Lake 23, IRI	MB
Male, full year/full time	~\$25	~\$40
Female, full year/full time	~\$30	~\$32
Male, part year/part time	~\$10	~\$15
Female, part year/part time	~\$10	~\$15

### Total Income in 2005

God's Lake 23, IRI		MB
<b>Population 15+</b>	695	908,450
Males	53%	49%
Females	47%	51%
<b>Median Total Income</b>	\$8,512	\$24,194
Males 15+, income	\$6,896	\$29,919
Females 15+, income	\$10,064	\$20,169
<b>Males 15+, no income</b>	40	19,840
<b>Males 15+, income</b>	325	421,490
Under \$10,000	57%	18%
\$10,000 - \$29,999	32%	32%
\$30,000 - \$39,999	3%	15%
\$40,000 - \$59,999	3%	19%
\$60,000 and over	3%	16%
Average total income	\$11,460	\$37,317
<b>Females 15+, no inc.</b>	35	23,210
<b>Females 15+, inc.</b>	295	443,910
Under \$10,000	51%	23%
\$10,000 - \$29,999	39%	45%
\$30,000 - \$39,999	3%	13%
\$40,000 - \$59,999	0%	12%
\$60,000 and over	0%	7%
Average total income	\$14,177	\$25,627

### After-tax Income in 2005

God's Lake 23, IRI		MB
<b>Population 15+</b>	695	908,450
Males	53%	49%
Females	47%	51%
<b>Median afte-tax inc.</b>	\$8,512	\$21,805
Males 15+, a-tax inc.	\$6,896	\$26,050
Females 15+, a-tax inc	\$10,064	\$18,775
<b>Males 15+, no a-tax inc.</b>	45	19,880
<b>Males 15+, a-tax inc.</b>	325	421,450
Under \$10,000	58%	18%
\$10,000 - \$29,999	35%	40%
\$30,000 - \$39,999	3%	18%
\$40,000 - \$49,999	3%	11%
\$50,000 and over	3%	14%
Average a-tax income	\$11,139	\$30,107
<b>Fem. 15+, no a-tax inc</b>	35	23,255
<b>Fem. 15+, a-tax inc</b>	295	443,865
Under \$10,000	47%	23%
\$10,000 - \$29,999	37%	52%
\$30,000 - \$39,999	0%	13%
\$40,000 - \$49,999	7%	6%
\$50,000 and over	3%	6%
Average a-tax income	\$13,933	\$22,057

### Family Income in 2005

God's Lake 23, IRI		MB
<b>Economic Family Median Income</b>		
All economic families	\$25,024	\$60,754
Couple economic fam	\$26,176	\$66,686
Male lone-parent e-fam	\$18,368	\$44,642
Fem. lone-parent e-fam	\$20,672	\$32,883

2005 Family income groups, all economic families  
% Distribution

Income Group	God's Lake 23, IRI	MB
Under \$10,000	~10%	~15%
\$10,000 to \$19,999	~15%	~10%
\$20,000 to \$29,999	~15%	~10%
\$30,000 to \$39,999	~10%	~10%
\$40,000 to \$49,999	~5%	~10%
\$50,000 to \$59,999	~5%	~10%
\$60,000 to \$69,999	~5%	~10%
\$70,000 to \$79,999	~5%	~10%
\$80,000 to \$89,999	~5%	~10%
\$90,000 to \$99,999	~5%	~10%
\$100,000 and over	~5%	~10%

### Persons Not in Economic Families

God's Lake 23, IRI		MB
<b>Composition of Income</b>		
<b>Males, 15+ not in e-fam.</b>		
Employment inc.	64.3%	73.2%
Govt. transfers	35.5%	13.4%
Other	0.2%	13.4%
<b>Females, 15+ not in e-fam.</b>		
Employment inc.	50.4%	49.4%
Govt. transfers	30.4%	27.5%
Other	0.0%	23.1%
<b>Median Total Income</b>	\$12,608	\$23,384
Males 15+	\$8,960	\$26,096
Females 15+	\$0	\$21,423
<b>Average Total Income</b>	\$14,499	\$29,370
Males 15+	\$12,102	\$31,811
Females 15+	\$0	\$27,234
<b>Median After Tax Inc.</b>	\$12,608	\$21,075
Males 15+	\$8,960	\$23,033
Females 15+	\$0	\$19,830
<b>Average After Tax Inc</b>	\$13,504	\$24,747
Males 15+	\$11,567	\$26,236
Females 15+	\$0	\$23,444

### Prevalence of Low Income in 2005

God's Lake 23, IRI		MB
<b>All economic families</b>	N/A	298,305
Before-tax low inc.	N/A	12%
After-tax low inc.	N/A	9%
<b>Couple economic fam.</b>	N/A	247,850
Before-tax low inc.	N/A	8%
After-tax low inc.	N/A	5%
<b>Male lone parent e-fam</b>	N/A	7,680
Before-tax low inc.	N/A	20%
After-tax low inc.	N/A	15%
<b>Fem. lone parent e-fam</b>	N/A	35,925
Before-tax low inc.	N/A	40%
After-tax low inc.	N/A	31%
<b>Persons 15+ not in e-fam</b>	N/A	154,745
Before-tax low inc.	N/A	38%
After-tax low inc.	N/A	29%
<b>Persons &lt;6 years old</b>	N/A	72,220
Before-tax low inc.	N/A	26%
After-tax low inc.	N/A	20%
<b>Persons 65+</b>	N/A	147,875
Before-tax low inc.	N/A	16%
After-tax low inc.	N/A	7%

### Household Income in 2005

God's Lake 23, IRI		MB
All private households	245	448,780
One-person hholds	35	128,295
One-person hholds	14%	29%

2005 Before tax household income (\$,000)

Category	God's Lake 23, IRI	MB
All hholds, med.	~\$25	~\$45
1 person hholds, med.	~\$15	~\$25
All hholds, ave.	~\$35	~\$60
1 person hholds, ave.	~\$20	~\$30

### Household Affordability

God's Lake 23, IRI		MB
<b>Median after tax income in 2005</b>		
All households	\$22,592	\$41,844
One person hholds	\$13,358	\$22,193
Average value of owner occupied non-farm, non-reserve dwelling	N/A	\$153,307
Non-farm, non-reserve, one family households without additional persons		

Category	God's Lake 23, IRI	MB
Owner major payments	~\$800	~\$800
Tenant average gross rent	~\$600	~\$600

### Notes

**Population** - effective since the 1991 Census non-permanent residents included in total.

**2001 Census population** - based on 2006 boundaries.

**Economic family** - refers to 2 or more ind. living in the same dwelling, rel. to each other by blood, marriage, common-law or adoption.

**Experienced labour force** - includes ind. who worked since 1/1/2005 and who were employed or unemployed during the ref. week.

**Non-movers** - on Census day were living at the same address as 1 or 5 years previously.

**Non-migrant movers** - lived at a different address but in the same census sub-division.

**Average** - or arithmetic mean is calculated by dividing the sum of the included categories by the number of the included categories.

**Median** - an alternate measure of "average" Median income of a specific group is that amount which divides their income size distribution into halves (below & above the median)

**Prevalence of low income** - the percentage of a specified group below Statistics Canada's low income cut-offs (LICO)