

2006 Census Profile

Little Saskatchewan 48, IRI

Data Quality Flag* for this area is 00000

Produced by:

The Manitoba Bureau of Statistics

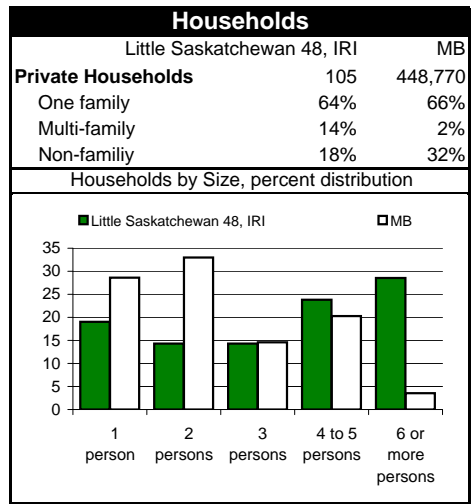
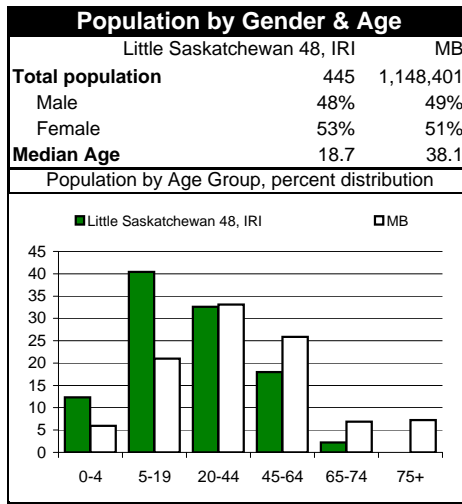
Statistics Canada offers community profiles at the following web address:

<http://www12.statcan/english/census06/data/profiles/community/index.cfm?Lang=E>

**For information on data quality flags the user should consult the Statistics Canada publication:
Data Quality and Confidentiality Standards and Guidelines (Public), 2006 Census Dissemination*

September 2008

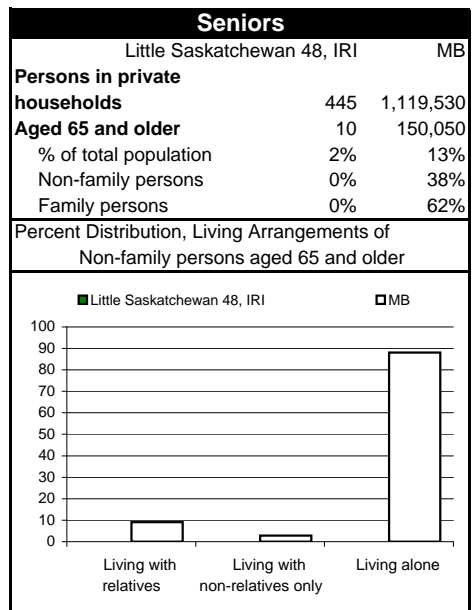
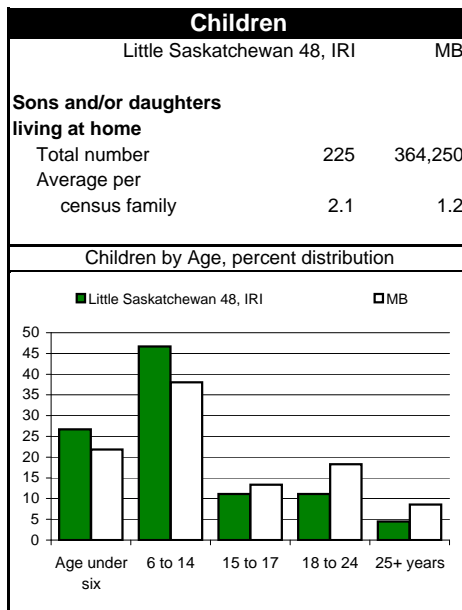
Summary		
Little Saskatchewan 48, IRI		MB
Total population (as of May 16, 2006)	445	1,148,401
Share of Manitoba	0.04%	
2001 Census of Population (as of May 15, 2001)	250	1,119,583
Percent change '01-2006	78.0%	2.6%
Land area 2006 km ²	13.5	552,370
Occupied private dwellings (unrounded)	108	448,766
Total Dwellings (unrounded)	120	491,724



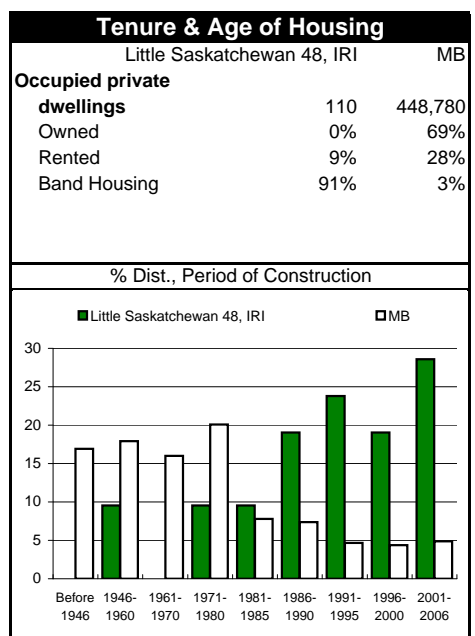
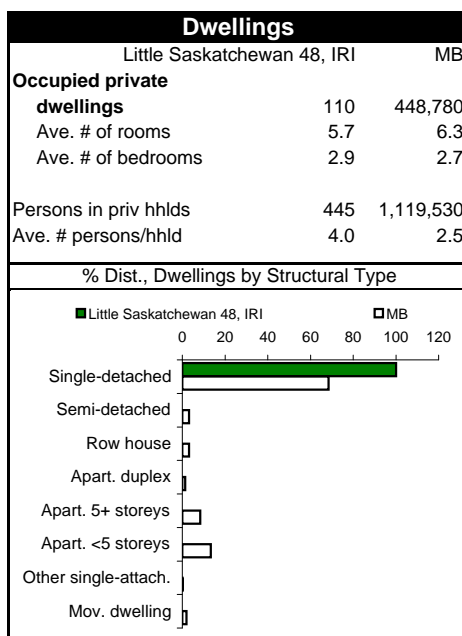
Marital Status & Families		
Little Saskatchewan 48, IRI		MB
Population 15+ years	260	923,230
Single, never married	140	307,500
Legally married	85	463,100
Separated	20	26,215
Divorced	5	62,865
Widowed	5	63,550


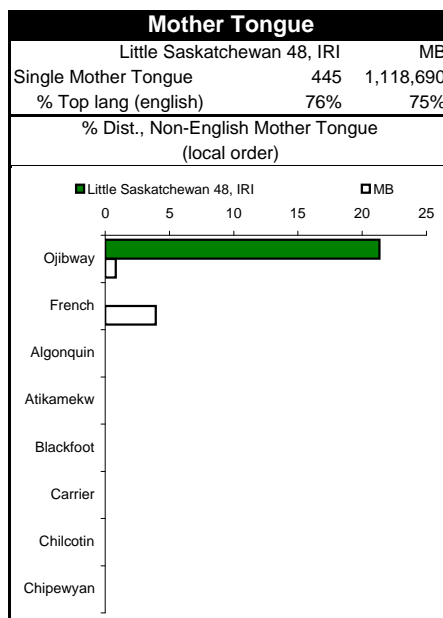
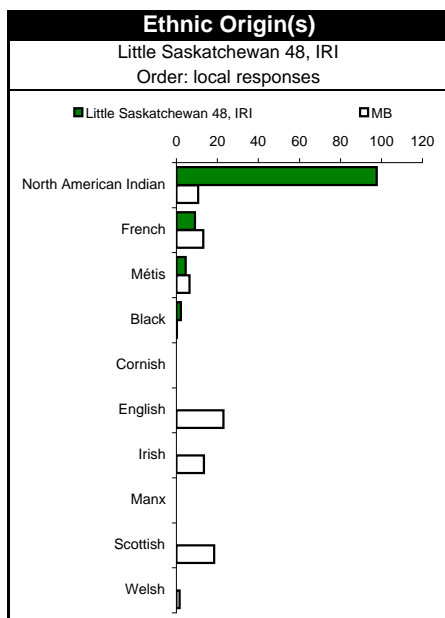
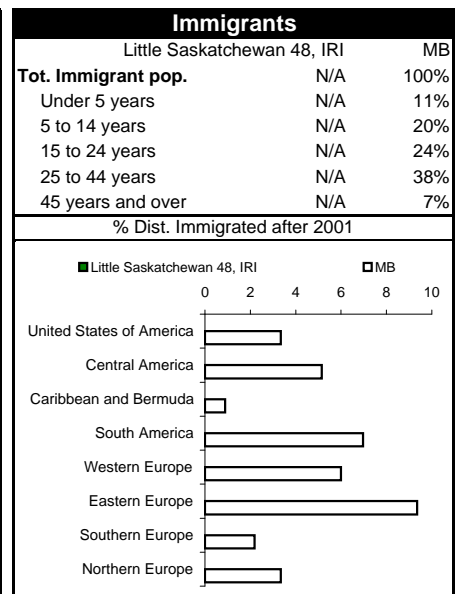
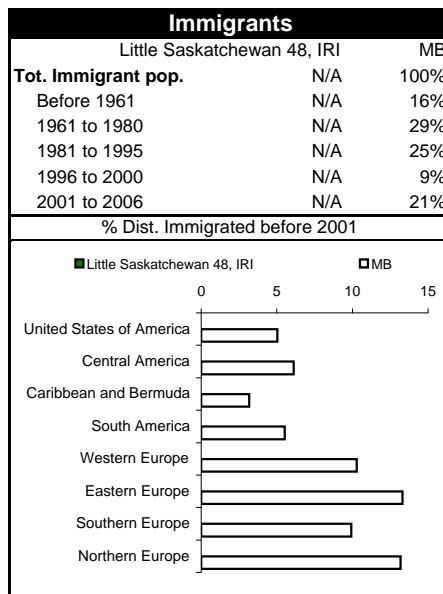
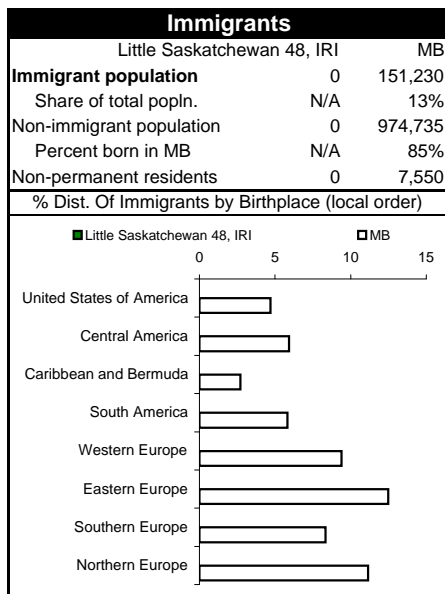
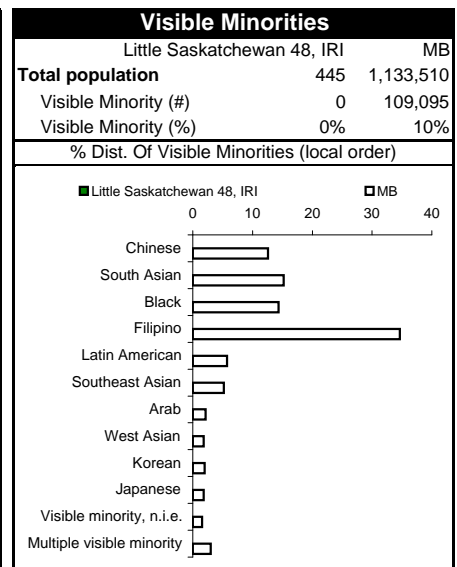
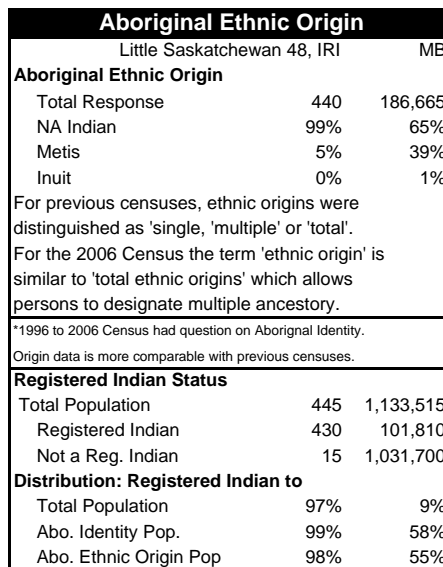
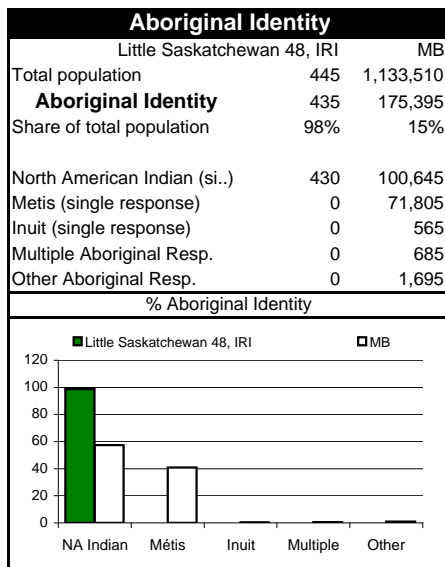
Census Families by Structure

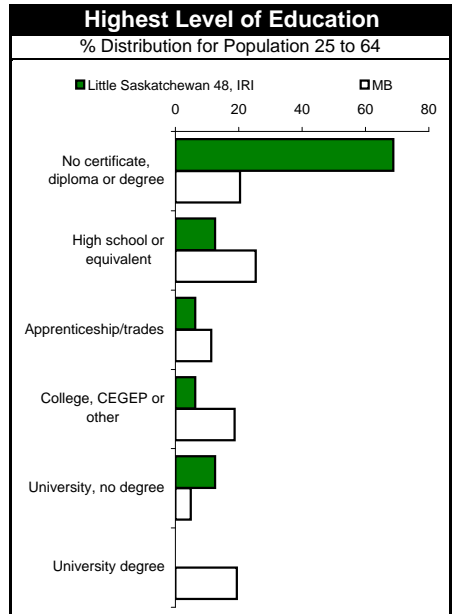
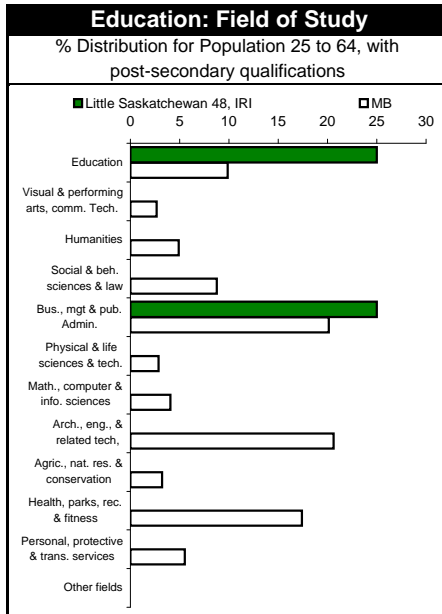
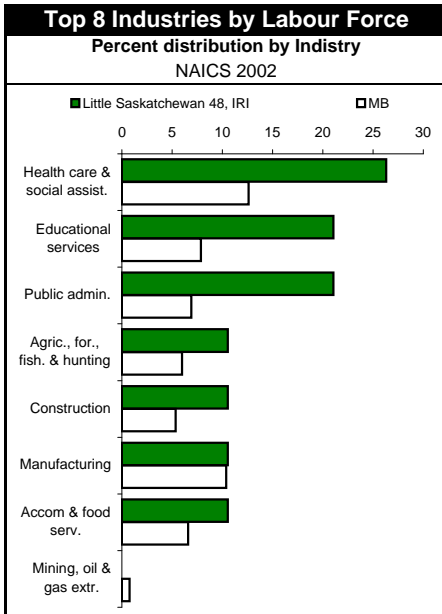
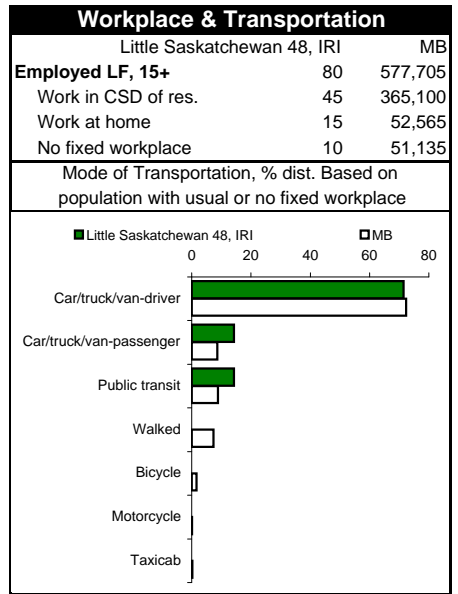
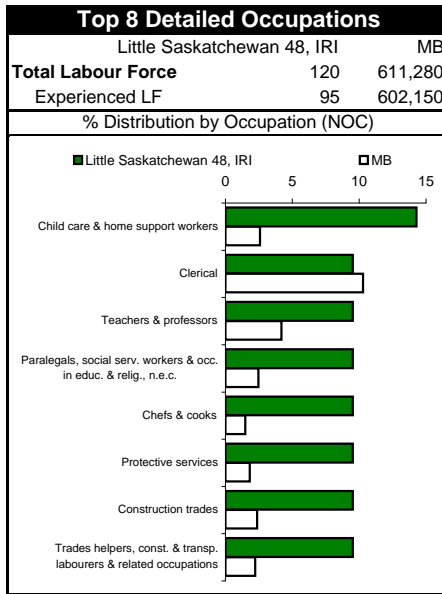
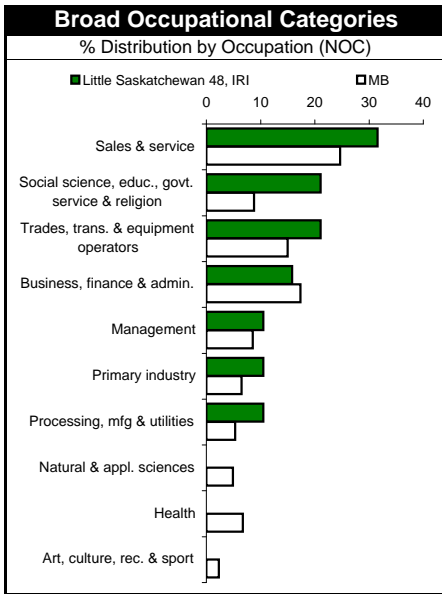
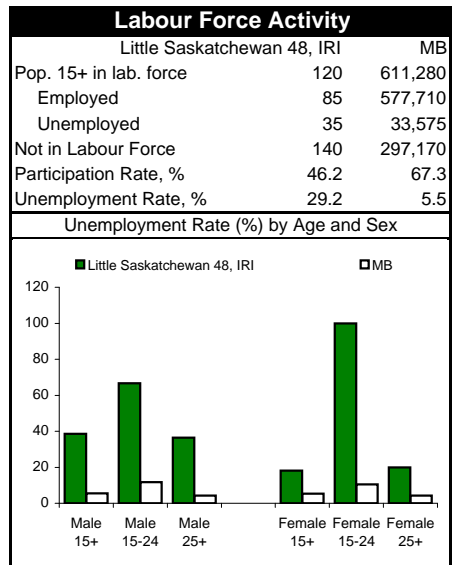
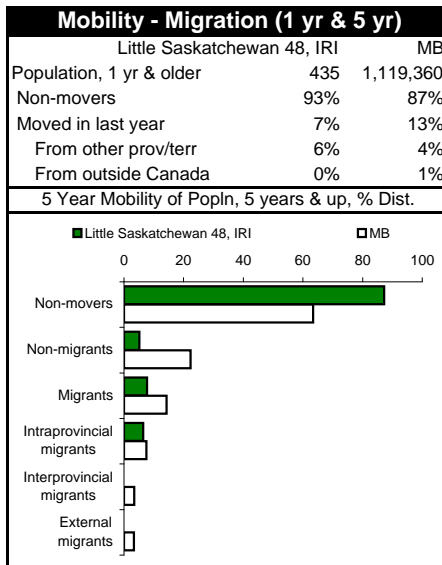
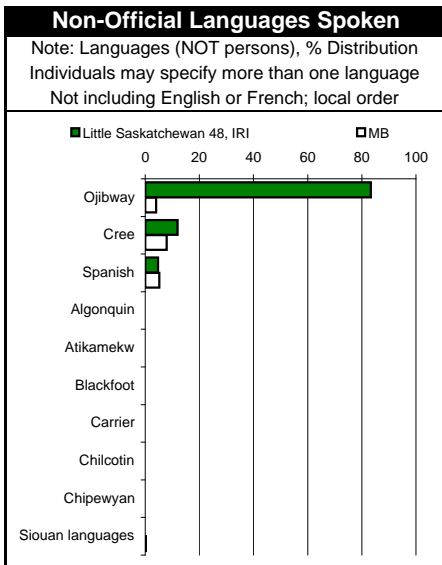
No. of census families	Little Saskatchewan 48, IRI	MB
105	312,805	
Husband-wife families	65	259,595
Now-married couples	40	225,875
Without child at home	25%	44%
With children at home	75%	56%
Common-law couples	25	33,715
Without child at home	0%	57%
With children at home	80%	43%
Single-parent families	45	53,210
Male parent	22%	19%
Female parent	78%	81%

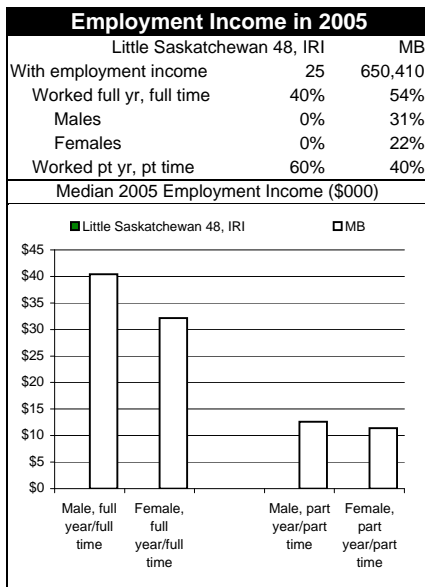


Affordability (vs. Household income)		
Little Saskatchewan 48, IRI		MB
Non-farm, non-reserve private dwellings, occupied by usual residents		
Total number	N/A	426,070
Tenant Occupied	N/A	126,420
Average gross rent	N/A	\$591
>= 30% of hhld income	N/A	35%
30-99% of hhld income	N/A	31%
Owner Occupied	N/A	299,645
Average value	N/A	\$153,307
Average payments	N/A	\$768
>= 30% of hhld income	N/A	11%
30-99% of hhld income	N/A	10%
One family hhlds without additional persons in non-farm, non-reserve private dwellings		
Tenant households	N/A	50,055
Average gross rent	N/A	\$632
>= 30% of hhld income	N/A	25%
Owner occupied	N/A	216,475
Average gross rent	N/A	\$820
>= 30% of hhld income	N/A	9%









Total Income in 2005

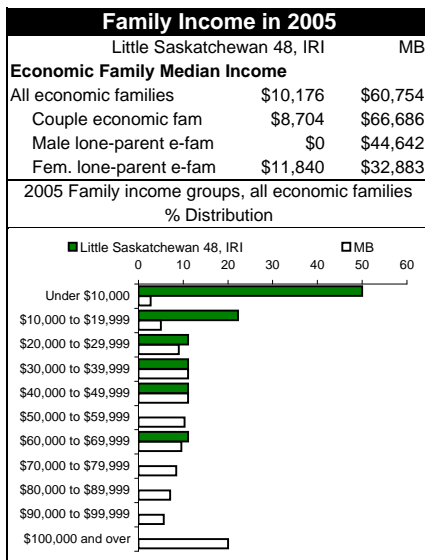
Little Saskatchewan 48, IRI MB

Population 15+	260	908,450
Males	48%	49%
Females	52%	51%
Median Total Income	\$1,178	\$24,194
Males 15+, income	\$693	\$29,919
Females 15+, income	\$5,461	\$20,169
Males 15+, no income	0	19,840
Males 15+, income	120	421,490
Under \$10,000	79%	18%
\$10,000 - \$29,999	0%	32%
\$30,000 - \$39,999	0%	15%
\$40,000 - \$59,999	0%	19%
\$60,000 and over	0%	16%
Average total income	\$3,340	\$37,317
Females 15+, no inc.	10	23,210
Females 15+, inc.	135	443,910
Under \$10,000	70%	23%
\$10,000 - \$29,999	37%	45%
\$30,000 - \$39,999	0%	13%
\$40,000 - \$59,999	0%	12%
\$60,000 and over	0%	7%
Average total income	\$7,509	\$25,627

After-tax Income in 2005

Little Saskatchewan 48, IRI MB

Population 15+	260	908,450
Males	48%	49%
Females	52%	51%
Median afte-tax inc.	\$1,178	\$21,805
Males 15+, a-tax inc.	\$693	\$26,050
Females 15+, a-tax inc.	\$5,461	\$18,775
Males 15+, no a-tax inc.	10	19,880
Males 15+, a-tax inc.	120	421,450
Under \$10,000	96%	18%
\$10,000 - \$29,999	8%	40%
\$30,000 - \$39,999	0%	18%
\$40,000 - \$49,999	0%	11%
\$50,000 and over	0%	14%
Average a-tax income	\$3,214	\$30,107
Fem. 15+, no a-tax inc	0	23,255
Fem. 15+, a-tax inc.	130	443,865
Under \$10,000	65%	23%
\$10,000 - \$29,999	38%	52%
\$30,000 - \$39,999	0%	13%
\$40,000 - \$49,999	0%	6%
\$50,000 and over	0%	6%
Average a-tax income	\$7,500	\$22,057



Persons Not in Economic Families

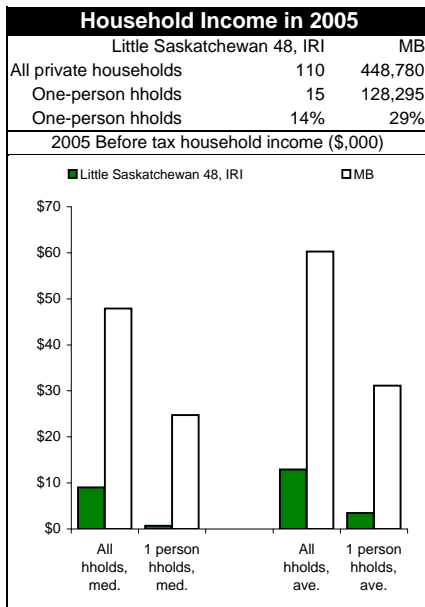
Little Saskatchewan 48, IRI MB

Composition of Income		
Males, 15+ not in e-fam.		
Employment inc.	44.5%	73.2%
Govt. transfers	55.3%	13.4%
Other	0.0%	13.4%
Females, 15+ not in e-fam.		
Employment inc.	0.0%	49.4%
Govt. transfers	80.9%	27.5%
Other	0.0%	23.1%
Median Total Income	\$547	\$23,384
Males 15+	\$326	\$26,096
Females 15+	\$0	\$21,423
Average Total Income	\$3,490	\$29,370
Males 15+	\$2,043	\$31,811
Females 15+	\$0	\$27,234
Median After Tax Inc.	\$547	\$21,075
Males 15+	\$326	\$23,033
Females 15+	\$0	\$19,830
Average After Tax Inc	\$3,490	\$24,747
Males 15+	\$2,043	\$26,236
Females 15+	\$0	\$23,444

Prevalence of Low Income in 2005

Little Saskatchewan 48, IRI MB

All economic families	N/A	298,305
Before-tax low inc.	N/A	12%
After-tax low inc.	N/A	9%
Couple economic fam.	N/A	247,850
Before-tax low inc.	N/A	8%
After-tax low inc.	N/A	5%
Male lone parent e-fam	N/A	7,680
Before-tax low inc.	N/A	20%
After-tax low inc.	N/A	15%
Fem. lone parent e-fam	N/A	35,925
Before-tax low inc.	N/A	40%
After-tax low inc.	N/A	31%
Persons 15+ not in e-fam	N/A	154,745
Before-tax low inc.	N/A	38%
After-tax low inc.	N/A	29%
Persons <6 years old	N/A	72,220
Before-tax low inc.	N/A	26%
After-tax low inc.	N/A	20%
Persons 65+	N/A	147,875
Before-tax low inc.	N/A	16%
After-tax low inc.	N/A	7%



Household Affordability

Little Saskatchewan 48, IRI MB

Median after tax income in 2005		
All households	\$9,024	\$41,844
One person hholds	\$673	\$22,193
Average value of owner occupied non-farm, non-reserve dwelling	N/A	\$153,307
Non-farm, non-reserve, one family households without additional persons		

Category	Little Saskatchewan 48, IRI	MB
Owner major payments	~\$800	~\$800
Tenant average gross rent	~\$600	~\$600

Notes

Population - effective since the 1991 Census non-permanent residents included in total.
2001 Census population - based on 2006 boundaries.
Economic family - refers to 2 or more ind. living in the same dwelling, rel. to each other by blood, marriage, common-law or adoption.
Experienced labour force - includes ind. who worked since 1/1/2005 and who were employed or unemployed during the ref. week.
Non-movers - on Census day were living at the same address as 1 or 5 years previously.
Non-migrant movers - lived at a different address but in the same census sub-division.
Average - or arithmetic mean is calculated by dividing the sum of the included categories by the number of the included categories.
Median - an alternate measure of "average" Median income of a specific group is that amount which divides their income size distribution into halves (below & above the median)
Prevalence of low income - the percentage of a specified group below Statistics Canada's low income cut-offs (LICO)