

2006 Census Profile

Opaskwayak Cree Nation 21I, IRI

Data Quality Flag* for this area is 01010

Produced by:

The Manitoba Bureau of Statistics

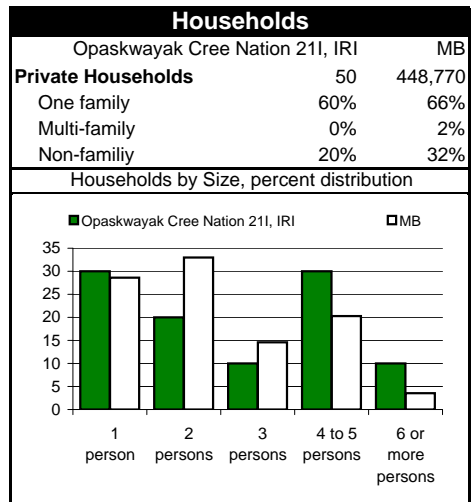
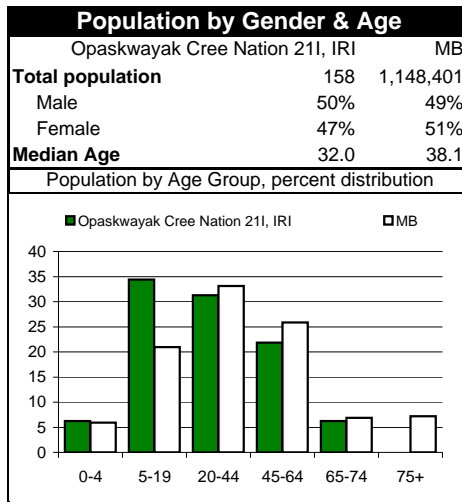
Statistics Canada offers community profiles at the following web address:

<http://www12.statcan/english/census06/data/profiles/community/index.cfm?Lang=E>

**For information on data quality flags the user should consult the Statistics Canada publication:
Data Quality and Confidentiality Standards and Guidelines (Public), 2006 Census Dissemination*

September 2008

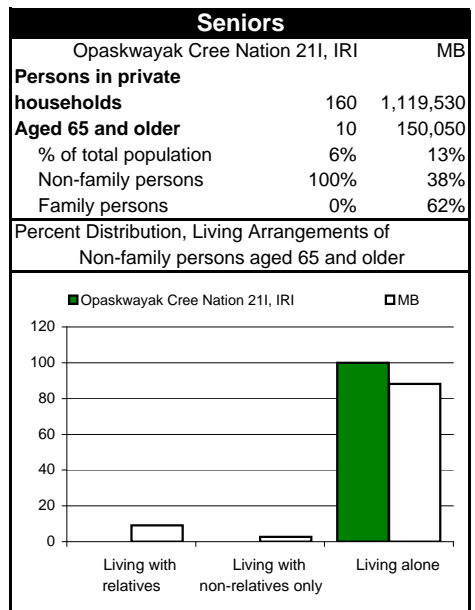
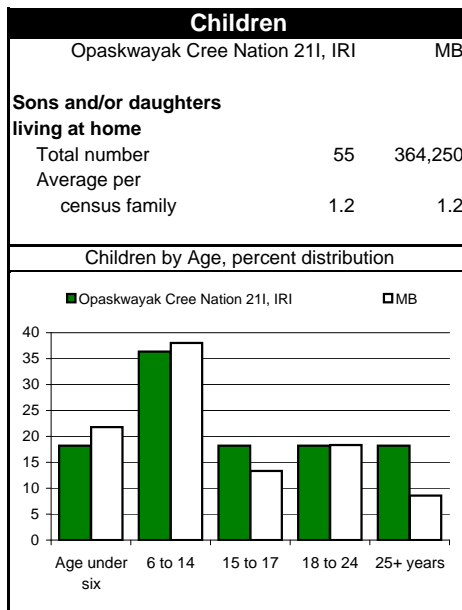
Summary		
Opaskwayak Cree Nation 211, IRI MB		
Total population (as of May 16, 2006)	158	1,148,401
Share of Manitoba	0.01%	
2001 Census of Population (as of May 15, 2001)		
	137	1,119,583
Percent change '01-2006	15.3%	2.6%
Land area 2006 km ²	1.9	552,370
Occupied private dwellings (unrounded)	50	448,766
Total Dwellings (unrounded)	62	491,724



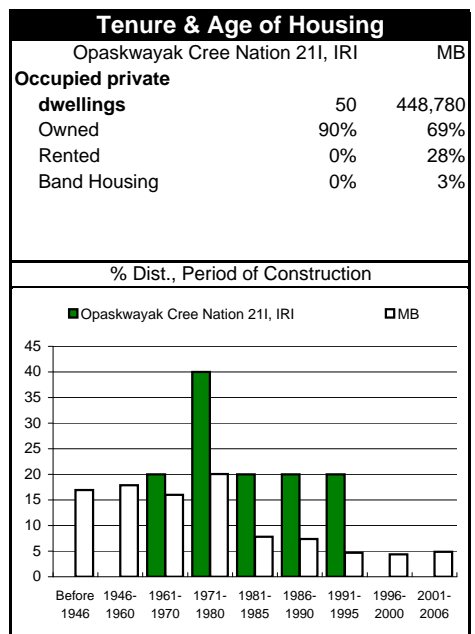

Marital Status & Families		
Opaskwayak Cree Nation 211, IRI MB		
Population 15+ years	115	923,230
Single, never married	40	307,500
Legally married	65	463,100
Separated	0	26,215
Divorced	5	62,865
Widowed	10	63,550


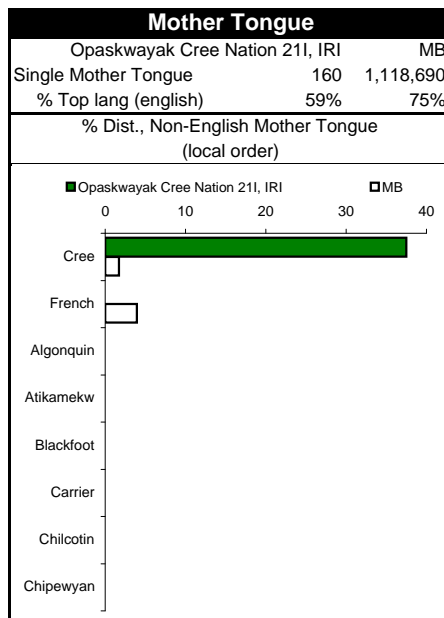
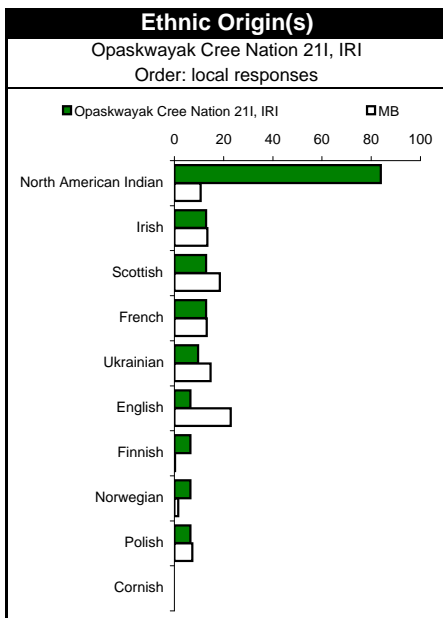

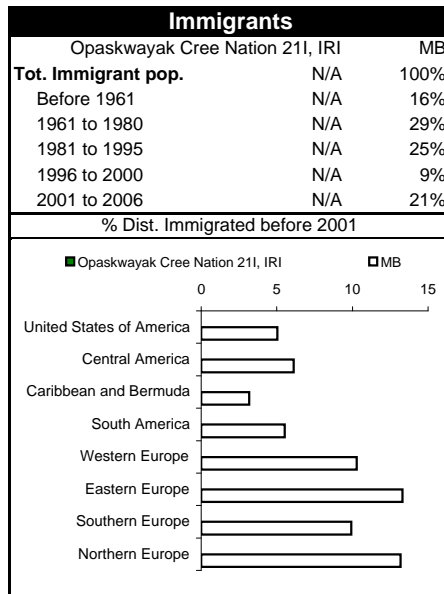
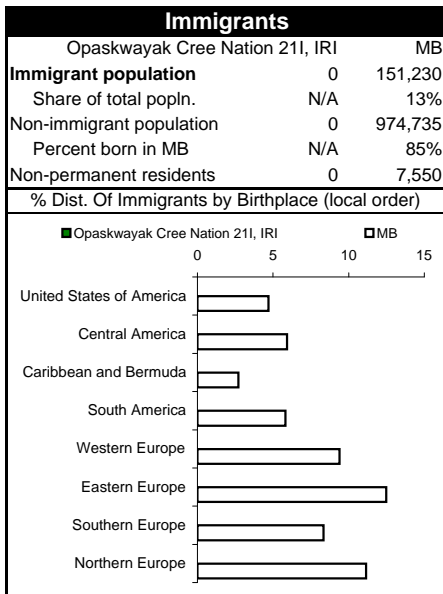
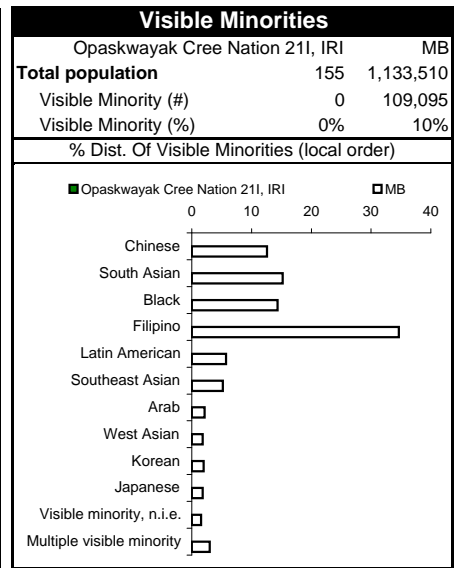
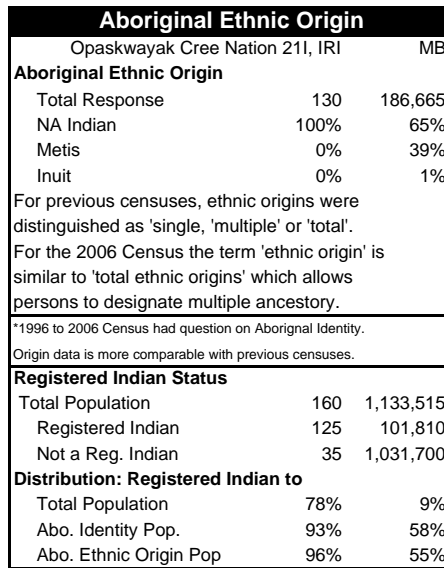
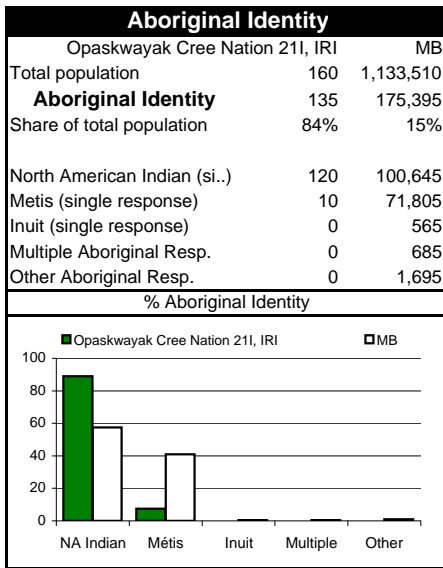
Census Families by Structure

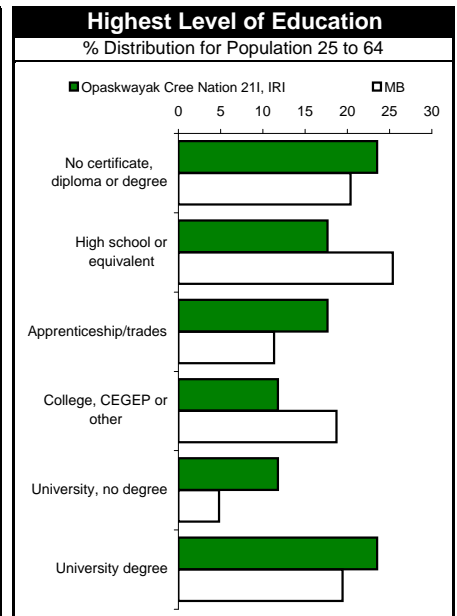
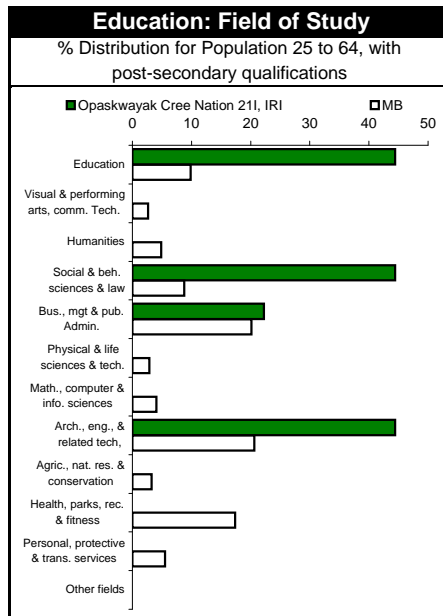
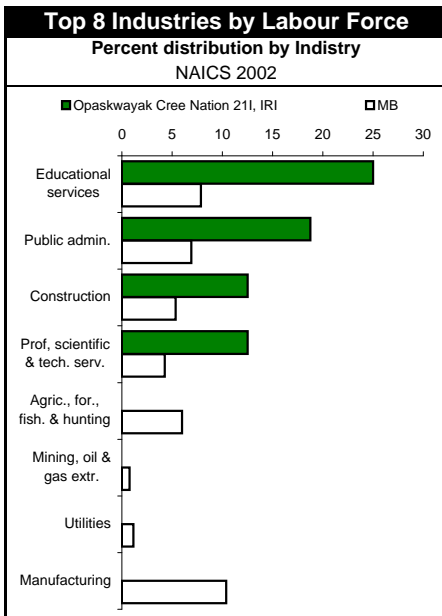
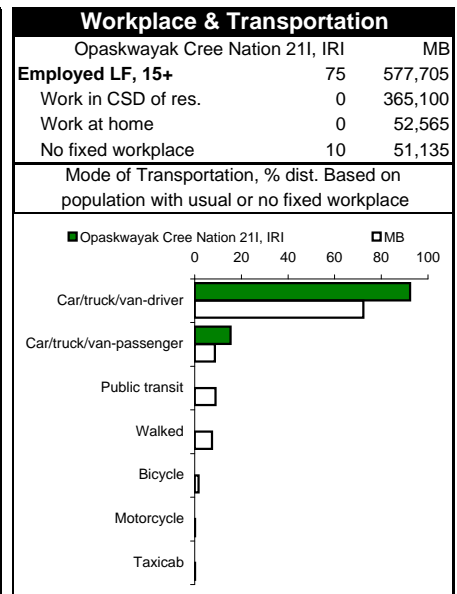
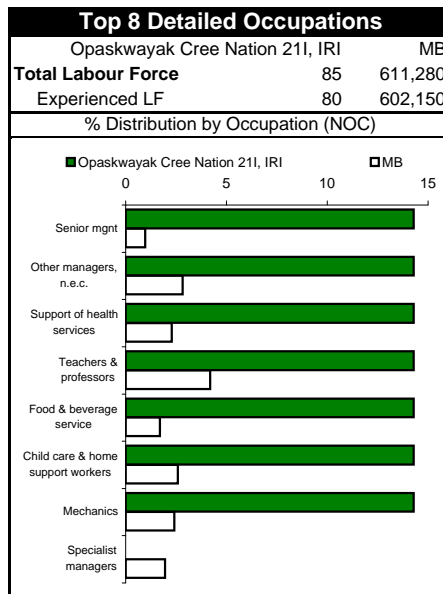
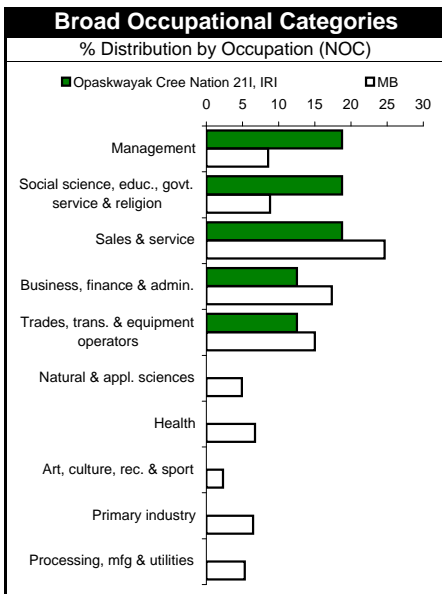
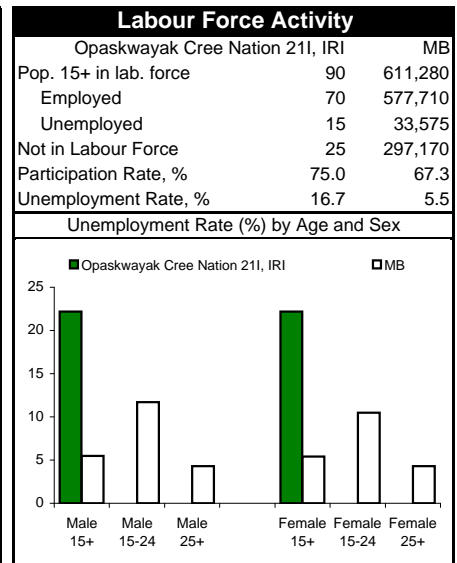
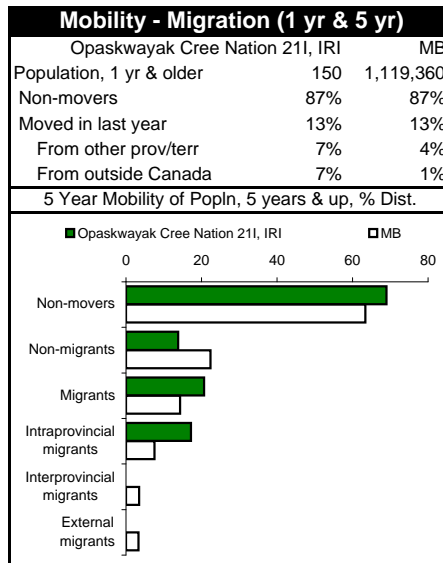
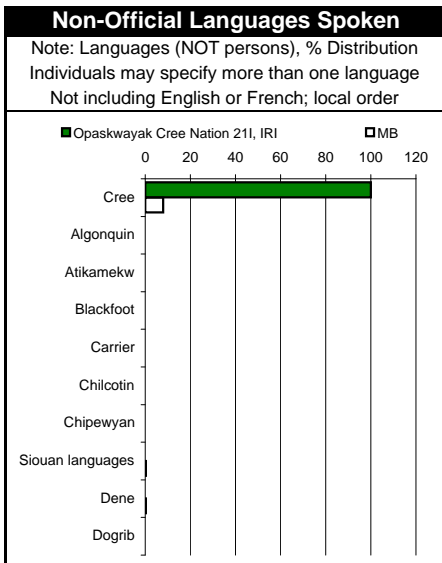
No. of census families	Opaskwayak Cree Nation 211, IRI	MB
45	312,805	
Husband-wife families	35	259,595
Now-married couples	30	225,875
Without child at home	50%	44%
With children at home	50%	56%
Common-law couples	0	33,715
Without child at home	N/A	57%
With children at home	N/A	43%
Single-parent families	0	53,210
Male parent	N/A	19%
Female parent	N/A	81%

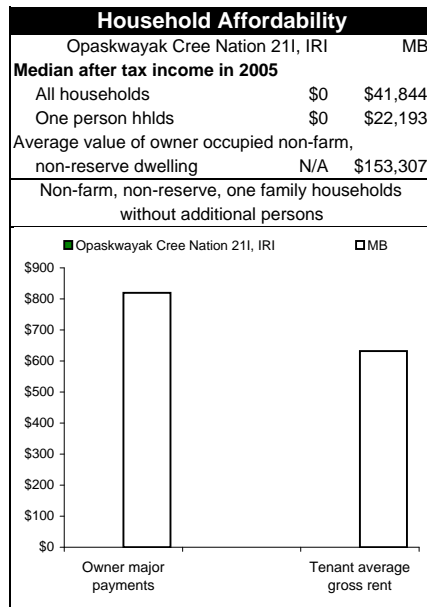
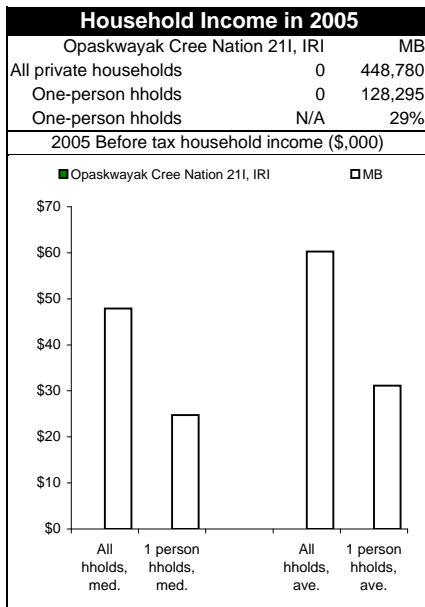
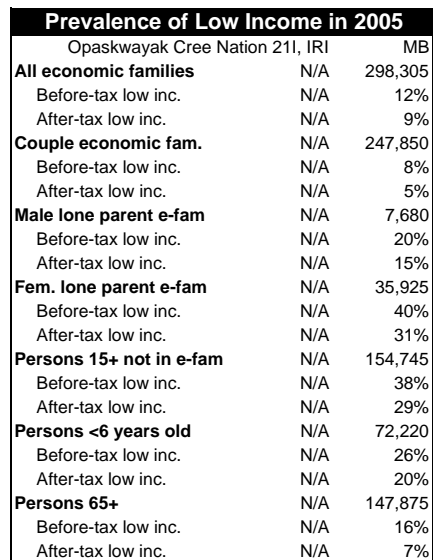
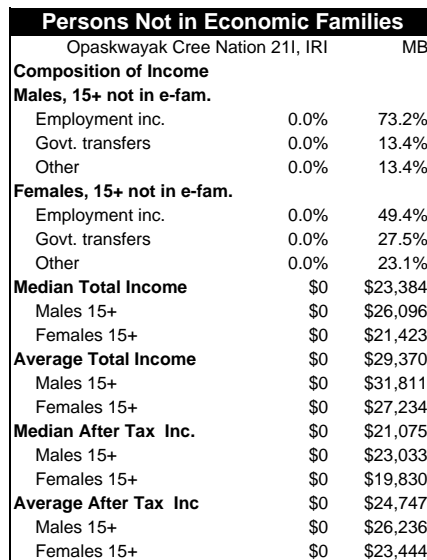
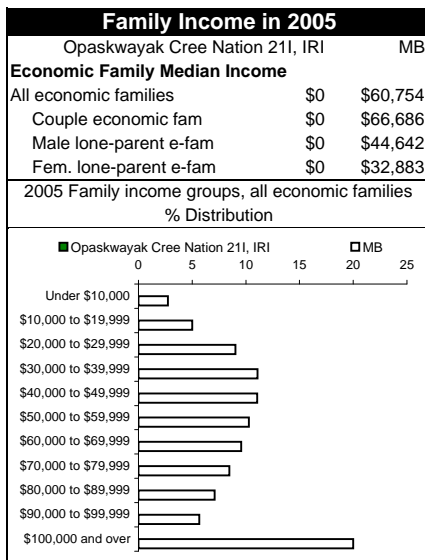
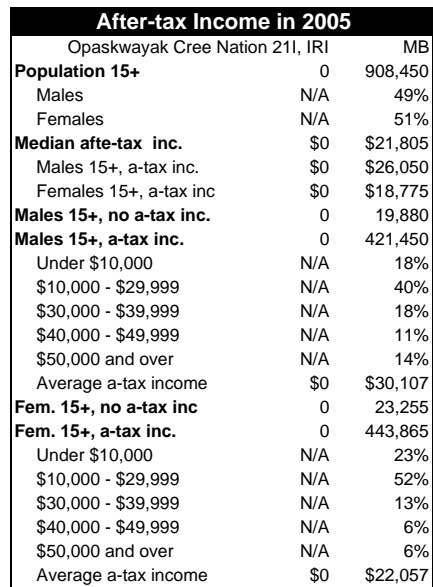
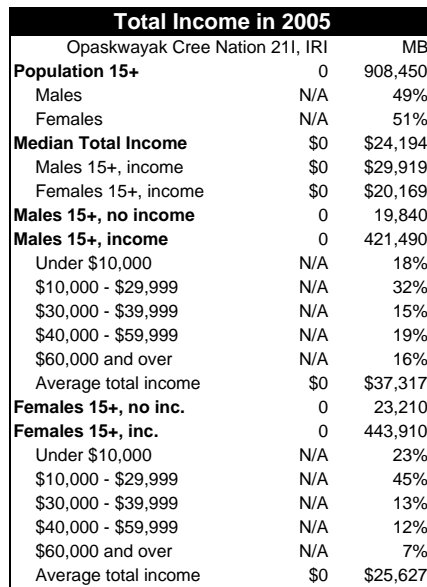
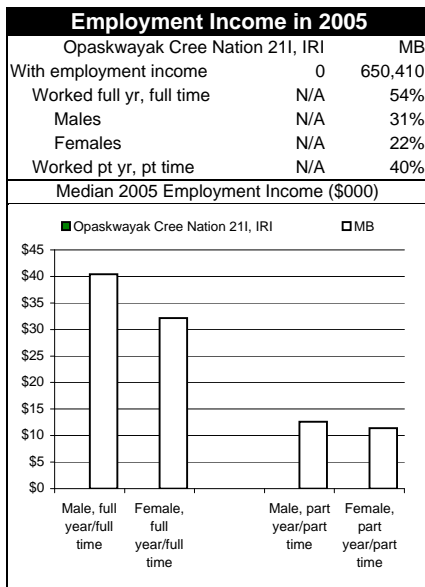


Affordability (vs. Household income)		
Opaskwayak Cree Nation 211, IRI MB		
Non-farm, non-reserve private dwellings, occupied by usual residents		
Total number	N/A	426,070
Tenant Occupied	N/A	126,420
Average gross rent	N/A	\$591
>= 30% of hhld income	N/A	35%
30-99% of hhld income	N/A	31%
Owner Occupied	N/A	299,645
Average value	N/A	\$153,307
Average payments	N/A	\$768
>= 30% of hhld income	N/A	11%
30-99% of hhld income	N/A	10%
One family hhlds without additional persons in non-farm, non-reserve private dwellings		
Tenant households	N/A	50,055
Average gross rent	N/A	\$632
>= 30% of hhld income	N/A	25%
Owner occupied	N/A	216,475
Average gross rent	N/A	\$820
>= 30% of hhld income	N/A	9%









Notes

Population - effective since the 1991 Census non-permanent residents included in total.

2001 Census population - based on 2006 boundaries.

Economic family - refers to 2 or more ind. living in the same dwelling, rel. to each other by blood, marriage, common-law or adoption.

Experienced labour force - includes ind. who worked since 1/1/2005 and who were employed or unemployed during the ref. week.

Non-movers - on Census day were living at the same address as 1 or 5 years previously.

Non-migrant movers - lived at a different address but in the same census sub-division.

Average - or arithmetic mean is calculated by dividing the sum of the included categories by the number of the included categories.

Median - an alternate measure of "average" Median income of a specific group is that amount which divides their income size distribution into halves (below & above the median)

Prevalence of low income - the percentage of a specified group below Statistics Canada's low income cut-offs (LICO)