

2006 Census Profile

Sioux Valley Dakota Nation, IRI

Data Quality Flag* for this area is 01020

Produced by:

The Manitoba Bureau of Statistics

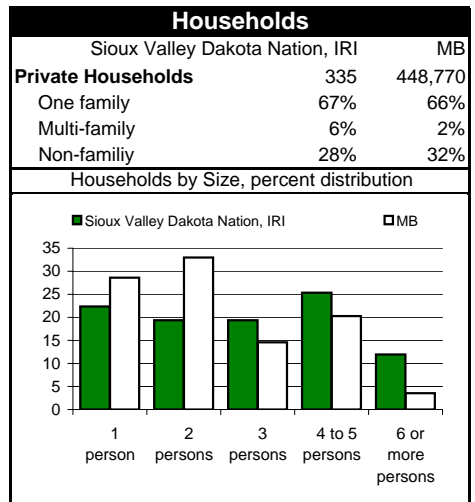
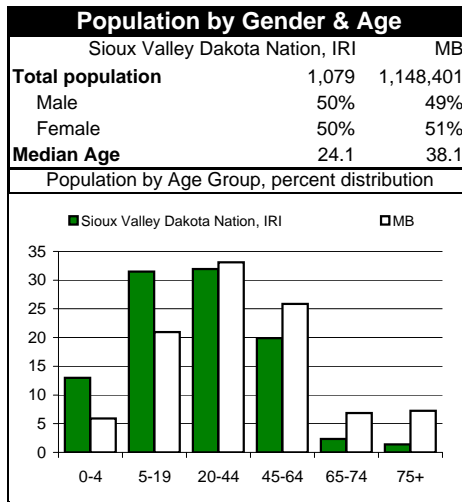
Statistics Canada offers community profiles at the following web address:

<http://www12.statcan/english/census06/data/profiles/community/index.cfm?Lang=E>

**For information on data quality flags the user should consult the Statistics Canada publication:
Data Quality and Confidentiality Standards and Guidelines (Public), 2006 Census Dissemination*

September 2008

Summary		
Sioux Valley Dakota Nation, IRI MB		
Total population (as of May 16, 2006)	1,079	1,148,401
Share of Manitoba	0.09%	
2001 Census of Population (as of May 15, 2001)		
	1,050	1,119,583
Percent change '01-2006	2.8%	2.6%
Land area 2006 km ²	38.2	552,370
Occupied private dwellings (unrounded)	337	448,766
Total Dwellings (unrounded)	359	491,724

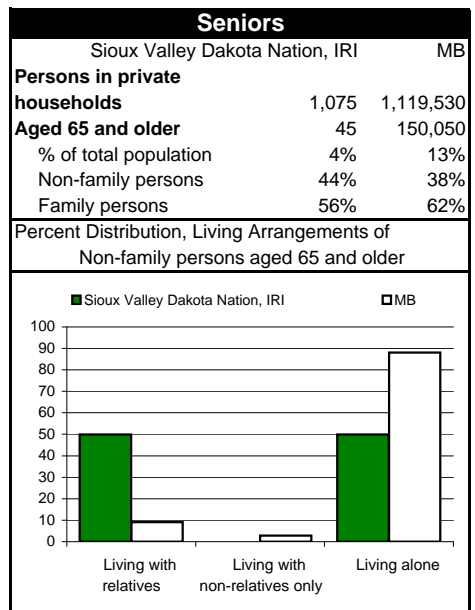
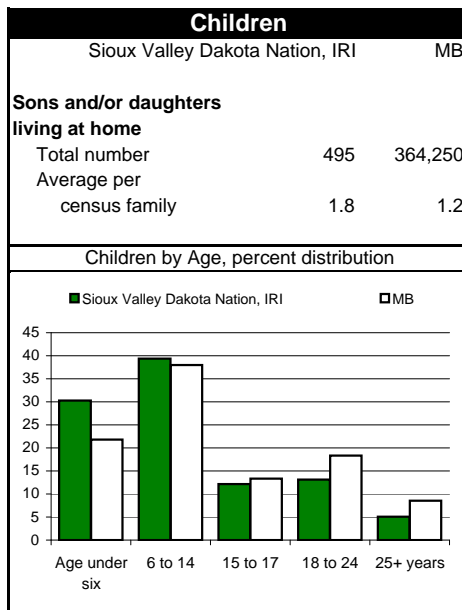


Marital Status & Families

Sioux Valley Dakota Nation, IRI MB		
Population 15+ years	720	923,230
Single, never married	480	307,500
Legally married	135	463,100
Separated	30	26,215
Divorced	40	62,865
Widowed	40	63,550

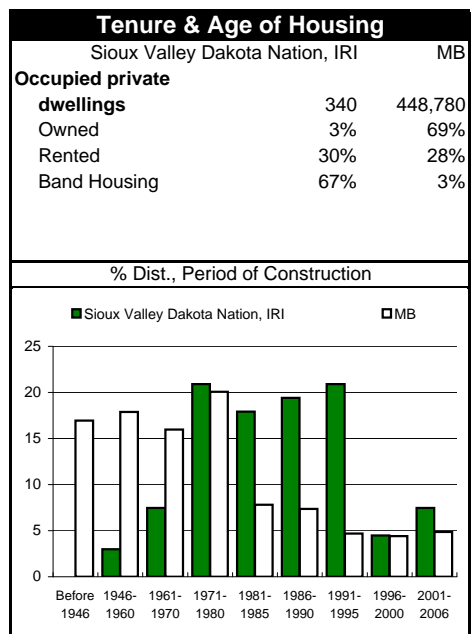
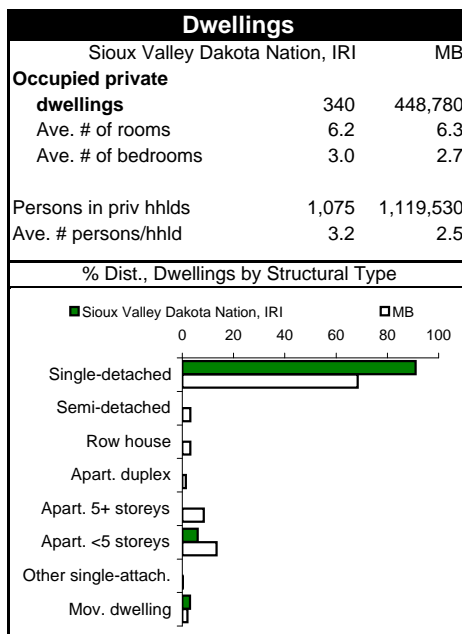
Census Families by Structure

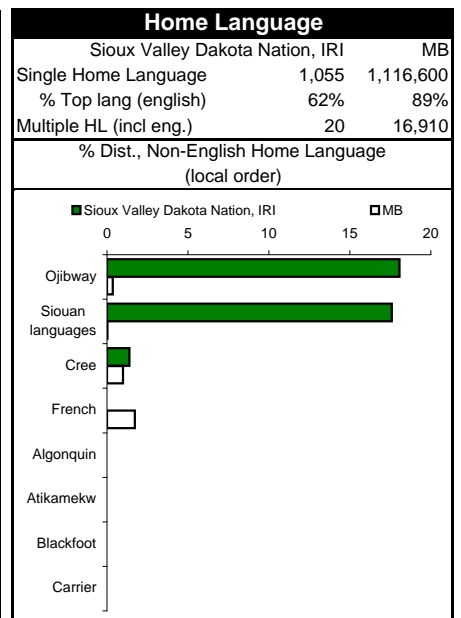
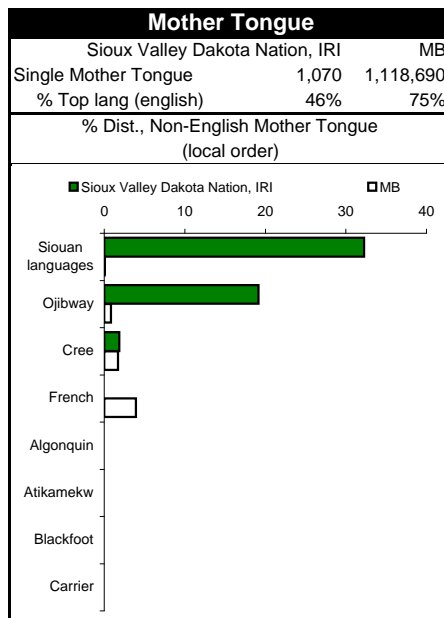
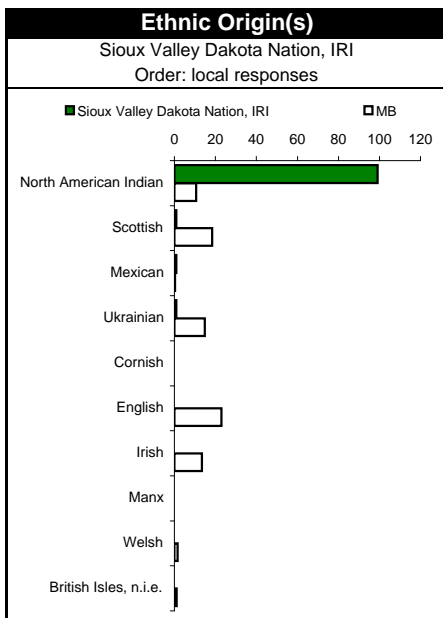
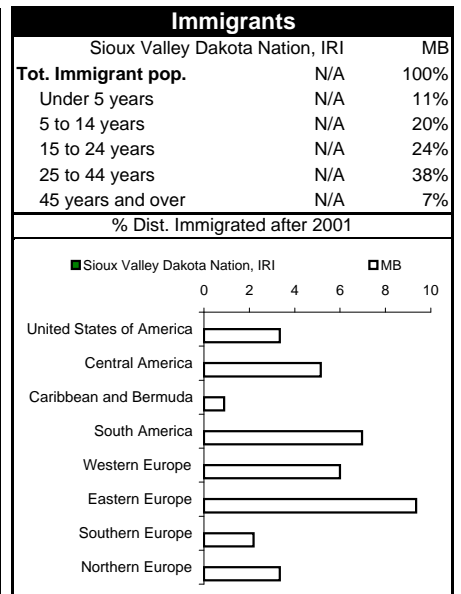
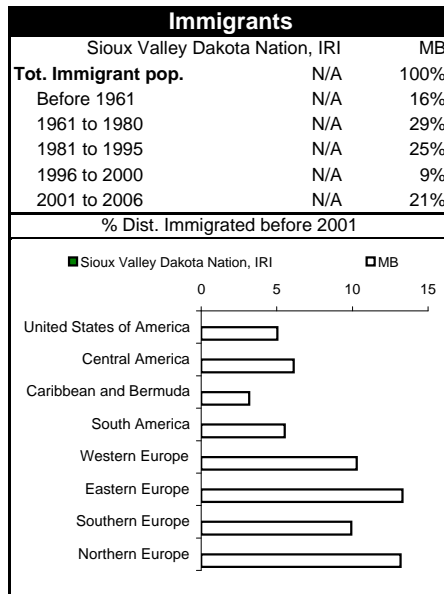
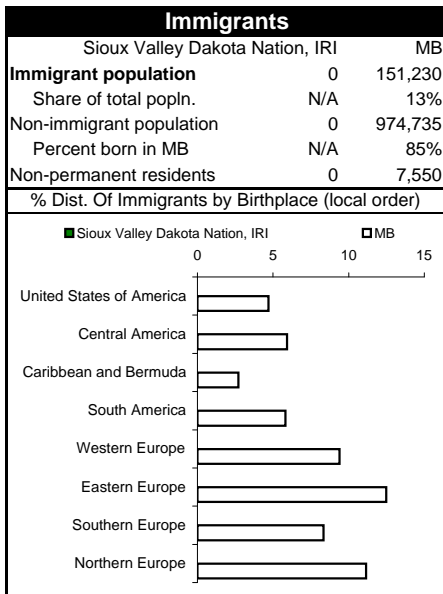
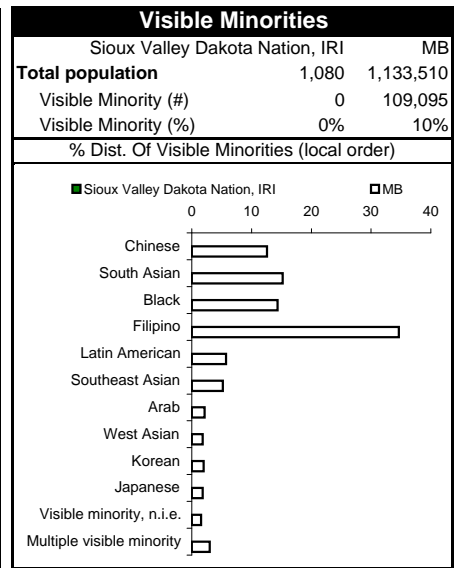
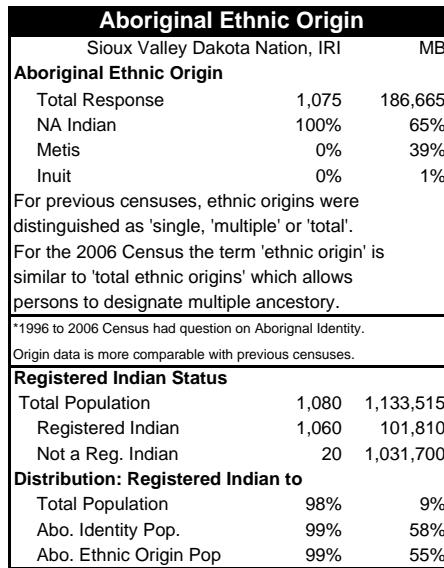
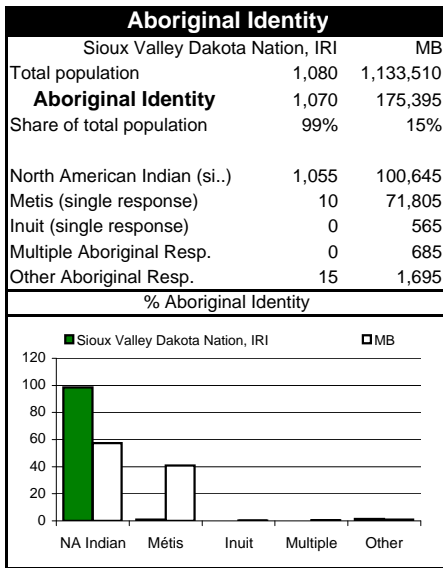
Sioux Valley Dakota Nation, IRI MB		
No. of census families	275	312,805
Husband-wife families	150	259,595
Now-married couples	65	225,875
Without child at home	23%	44%
With children at home	77%	56%
Common-law couples	80	33,715
Without child at home	25%	57%
With children at home	81%	43%
Single-parent families	120	53,210
Male parent	25%	19%
Female parent	79%	81%

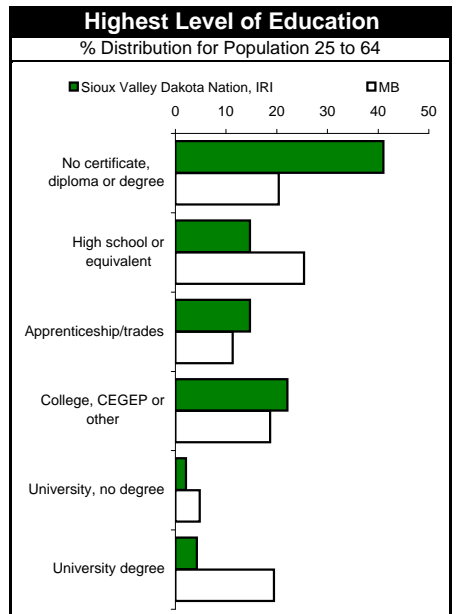
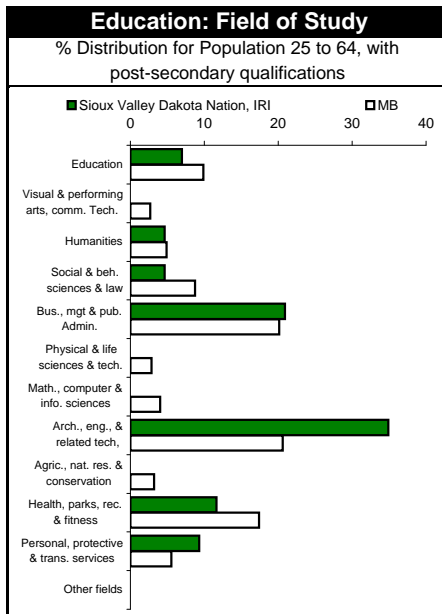
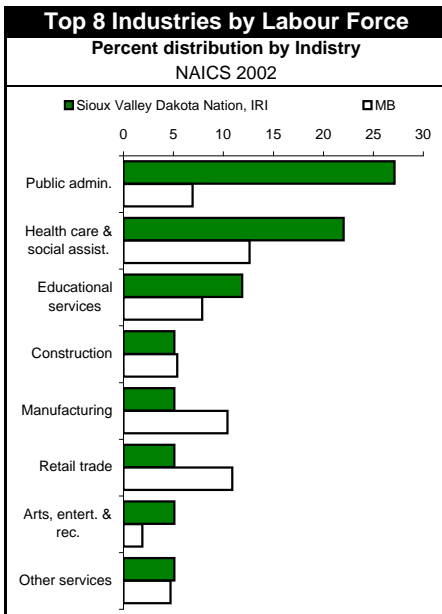
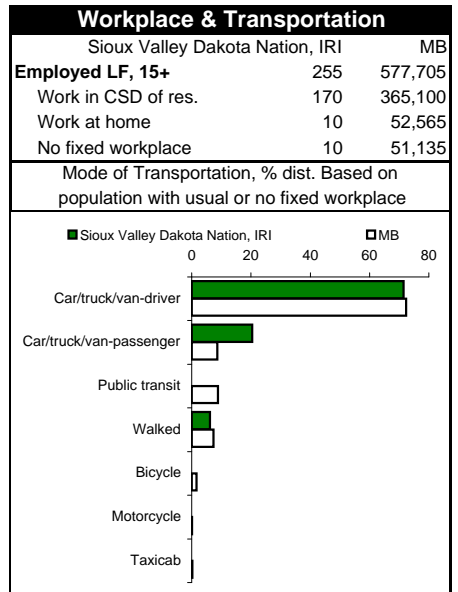
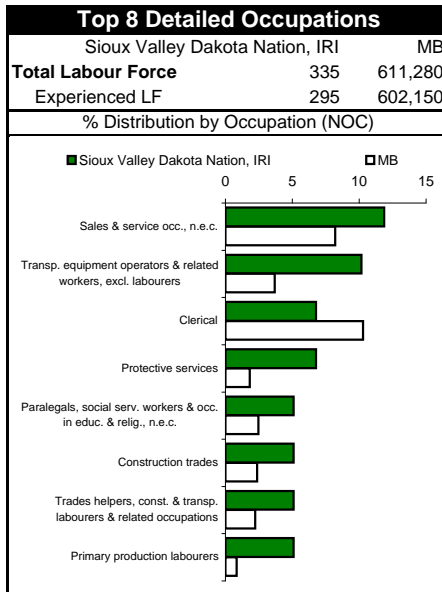
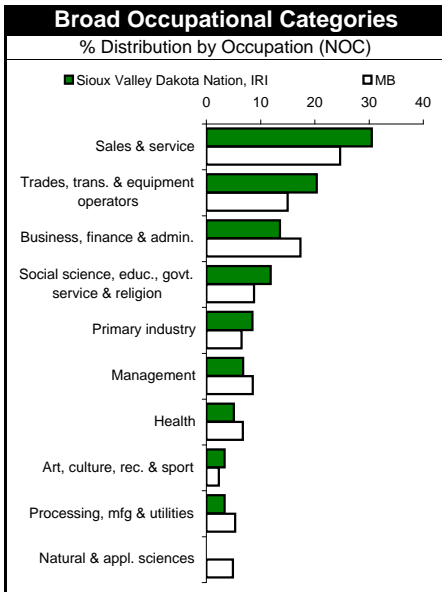
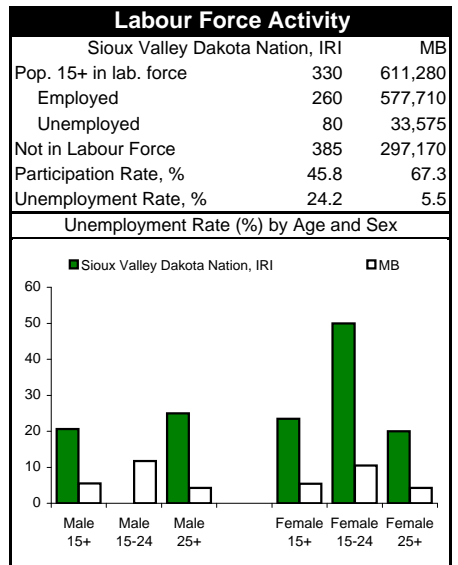
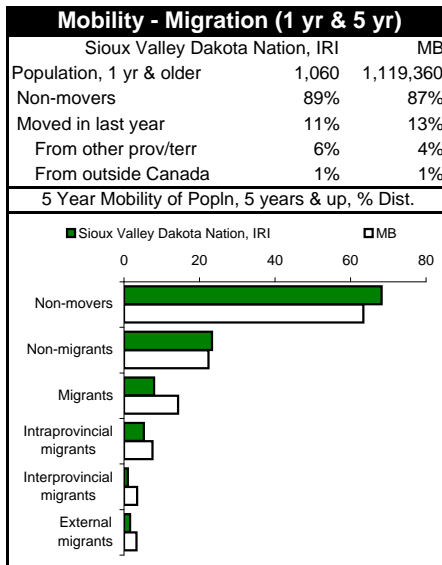
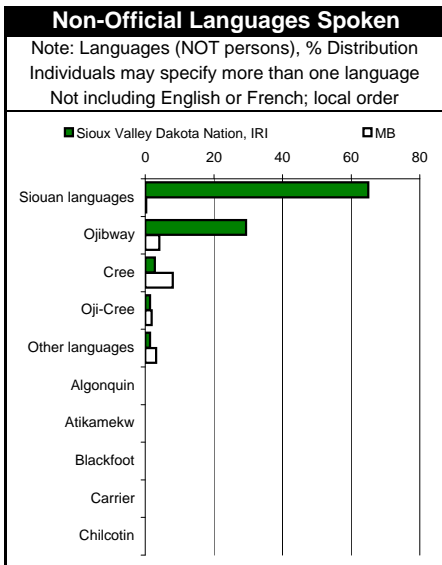


Affordability (vs. Household income)

Sioux Valley Dakota Nation, IRI MB		
Non-farm, non-reserve private dwellings, occupied by usual residents		
Total number	N/A	426,070
Tenant Occupied	N/A	126,420
Average gross rent	N/A	\$591
>= 30% of hhld income	N/A	35%
30-99% of hhld income	N/A	31%
Owner Occupied	N/A	299,645
Average value	N/A	\$153,307
Average payments	N/A	\$768
>= 30% of hhld income	N/A	11%
30-99% of hhld income	N/A	10%
One family hhlds without additional persons in non-farm, non-reserve private dwellings		
Tenant households	N/A	50,055
Average gross rent	N/A	\$632
>= 30% of hhld income	N/A	25%
Owner occupied	N/A	216,475
Average gross rent	N/A	\$820
>= 30% of hhld income	N/A	9%







Employment Income in 2005		
Sioux Valley Dakota Nation, IRI MB		
With employment income	355	650,410
Worked full yr, full time	30%	54%
Males	15%	31%
Females	14%	22%
Worked pt yr, pt time	55%	40%
Median 2005 Employment Income (\$'000)		

Category	Sioux Valley Dakota Nation, IRI	MB
Male, full year/full time	~20	~40
Female, full year/full time	~25	~32
Male, part year/part time	~10	~15
Female, part year/part time	~10	~12

Total Income in 2005		
Sioux Valley Dakota Nation, IRI MB		
Population 15+	720	908,450
Males	49%	49%
Females	51%	51%
Median Total Income	\$9,525	\$24,194
Males 15+, income	\$6,368	\$29,919
Females 15+, income	\$12,336	\$20,169
Males 15+, no income	40	19,840
Males 15+, income	310	421,490
Under \$10,000	63%	18%
\$10,000 - \$29,999	31%	32%
\$30,000 - \$39,999	3%	15%
\$40,000 - \$59,999	8%	19%
\$60,000 and over	3%	16%
Average total income	\$11,924	\$37,317
Females 15+, no inc.	35	23,210
Females 15+, inc.	330	443,910
Under \$10,000	44%	23%
\$10,000 - \$29,999	44%	45%
\$30,000 - \$39,999	11%	13%
\$40,000 - \$59,999	3%	12%
\$60,000 and over	3%	7%
Average total income	\$15,388	\$25,627

After-tax Income in 2005		
Sioux Valley Dakota Nation, IRI MB		
Population 15+	720	908,450
Males	49%	49%
Females	51%	51%
Median afte-tax inc.	\$9,525	\$21,805
Males 15+, a-tax inc.	\$6,368	\$26,050
Females 15+, a-tax inc	\$12,336	\$18,775
Males 15+, no a-tax inc.	35	19,880
Males 15+, a-tax inc.	315	421,450
Under \$10,000	60%	18%
\$10,000 - \$29,999	30%	40%
\$30,000 - \$39,999	8%	18%
\$40,000 - \$49,999	3%	11%
\$50,000 and over	3%	14%
Average a-tax income	\$11,703	\$30,107
Fem. 15+, no a-tax inc	35	23,255
Fem. 15+, a-tax inc	335	443,865
Under \$10,000	45%	23%
\$10,000 - \$29,999	43%	52%
\$30,000 - \$39,999	9%	13%
\$40,000 - \$49,999	3%	6%
\$50,000 and over	3%	6%
Average a-tax income	\$15,301	\$22,057

Family Income in 2005		
Sioux Valley Dakota Nation, IRI MB		
Economic Family Median Income		
All economic families	\$25,344	\$60,754
Couple economic fam	\$30,848	\$66,686
Male lone-parent e-fam	\$15,520	\$44,642
Fem. lone-parent e-fam	\$20,544	\$32,883
2005 Family income groups, all economic families		
% Distribution		

Income Group	Sioux Valley Dakota Nation, IRI	MB
Under \$10,000	~18	~2
\$10,000 to \$19,999	~12	~1
\$20,000 to \$29,999	~10	~1
\$30,000 to \$39,999	~10	~1
\$40,000 to \$49,999	~10	~1
\$50,000 to \$59,999	~10	~1
\$60,000 to \$69,999	~10	~1
\$70,000 to \$79,999	~10	~1
\$80,000 to \$89,999	~10	~1
\$90,000 to \$99,999	~10	~1
\$100,000 and over	~10	~1

Persons Not in Economic Families		
Sioux Valley Dakota Nation, IRI MB		
Composition of Income		
Males, 15+ not in e-fam.		
Employment inc.	74.7%	73.2%
Govt. transfers	23.9%	13.4%
Other	1.4%	13.4%
Females, 15+ not in e-fam.		
Employment inc.	64.0%	49.4%
Govt. transfers	34.2%	27.5%
Other	1.8%	23.1%
Median Total Income	\$5,424	\$23,384
Males 15+	\$4,029	\$26,096
Females 15+	\$9,872	\$21,423
Average Total Income	\$12,506	\$29,370
Males 15+	\$12,657	\$31,811
Females 15+	\$12,221	\$27,234
Median After Tax Inc.	\$5,424	\$21,075
Males 15+	\$4,029	\$23,033
Females 15+	\$9,808	\$19,830
Average After Tax Inc	\$12,353	\$24,747
Males 15+	\$12,426	\$26,236
Females 15+	\$12,215	\$23,444

Prevalence of Low Income in 2005		
Sioux Valley Dakota Nation, IRI MB		
All economic families	N/A	298,305
Before-tax low inc.	N/A	12%
After-tax low inc.	N/A	9%
Couple economic fam.	N/A	247,850
Before-tax low inc.	N/A	8%
After-tax low inc.	N/A	5%
Male lone parent e-fam	N/A	7,680
Before-tax low inc.	N/A	20%
After-tax low inc.	N/A	15%
Fem. lone parent e-fam	N/A	35,925
Before-tax low inc.	N/A	40%
After-tax low inc.	N/A	31%
Persons 15+ not in e-fam	N/A	154,745
Before-tax low inc.	N/A	38%
After-tax low inc.	N/A	29%
Persons <6 years old	N/A	72,220
Before-tax low inc.	N/A	26%
After-tax low inc.	N/A	20%
Persons 65+	N/A	147,875
Before-tax low inc.	N/A	16%
After-tax low inc.	N/A	7%

Household Income in 2005		
Sioux Valley Dakota Nation, IRI MB		
All private households	335	448,780
One-person hholds	80	128,295
One-person hholds	24%	29%
2005 Before tax household income (\$,000)		

Category	Sioux Valley Dakota Nation, IRI	MB
All hholds, med.	~20	~48
1 person hholds, med.	~5	~25
All hholds, ave.	~25	~60
1 person hholds, ave.	~12	~30

Household Affordability		
Sioux Valley Dakota Nation, IRI MB		
Median after tax income in 2005		
All households	\$20,704	\$41,844
One person hholds	\$5,392	\$22,193
Average value of owner occupied non-farm, non-reserve dwelling		
	N/A	\$153,307
Non-farm, non-reserve, one family households without additional persons		

Category	Sioux Valley Dakota Nation, IRI	MB
Owner major payments	~800	~800
Tenant average gross rent	~600	~600

Notes

Population - effective since the 1991 Census non-permanent residents included in total.

2001 Census population - based on 2006 boundaries.

Economic family - refers to 2 or more ind. living in the same dwelling, rel. to each other by blood, marriage, common-law or adoption.

Experienced labour force - includes ind. who worked since 1/1/2005 and who were employed or unemployed during the ref. week.

Non-movers - on Census day were living at the same address as 1 or 5 years previously.

Non-migrant movers - lived at a different address but in the same census sub-division.

Average - or arithmetic mean is calculated by dividing the sum of the included categories by the number of the included categories.

Median - an alternate measure of "average" Median income of a specific group is that amount which divides their income size distribution into halves (below & above the median)

Prevalence of low income - the percentage of a specified group below Statistics Canada's low income cut-offs (LICO)