

2006 Census Profile

Taché, RM

Data Quality Flag* for this area is 00000

Produced by:

The Manitoba Bureau of Statistics

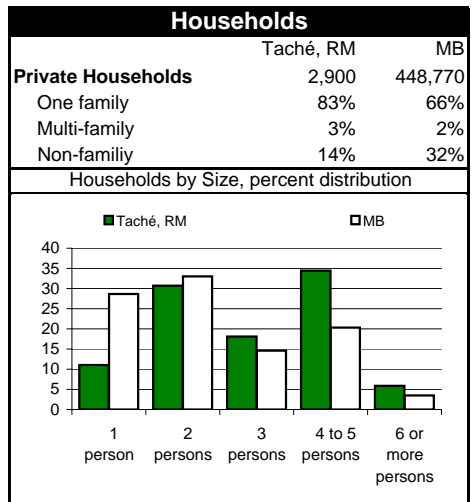
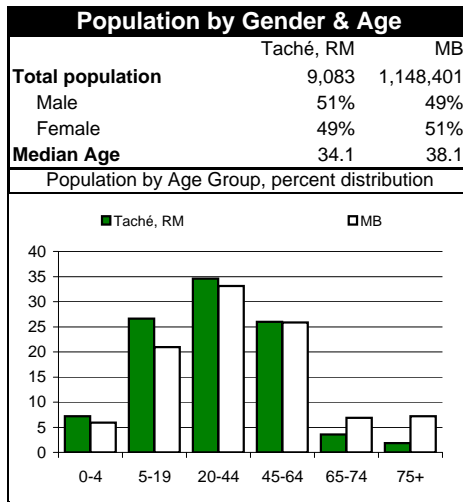
Statistics Canada offers community profiles at the following web address:

<http://www12.statcan/english/census06/data/profiles/community/index.cfm?Lang=E>

**For information on data quality flags the user should consult the Statistics Canada publication:
Data Quality and Confidentiality Standards and Guidelines (Public), 2006 Census Dissemination*

September 2008

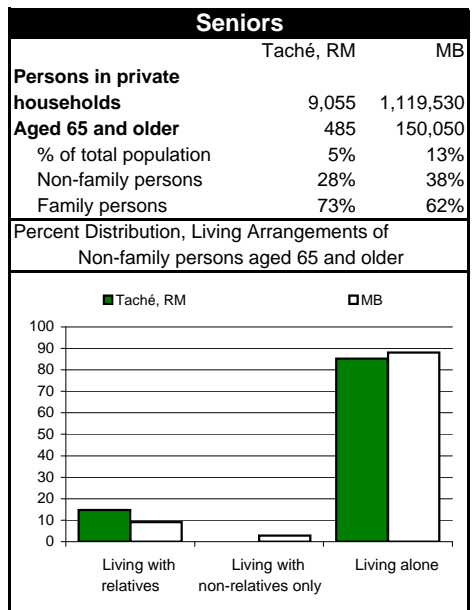
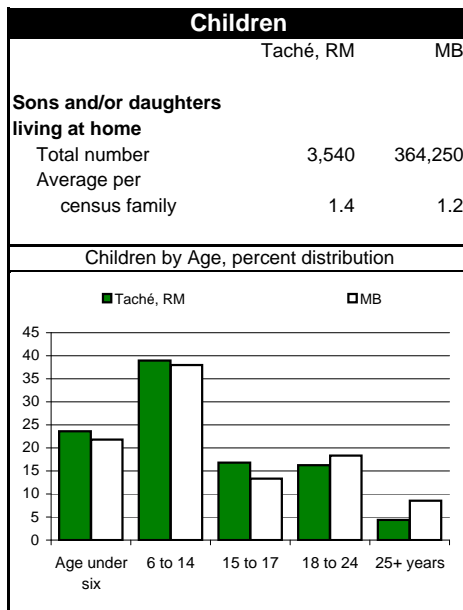
Summary		
	Taché, RM	MB
Total population (as of May 16, 2006)	9,083	1,148,401
Share of Manitoba	0.79%	
2001 Census of Population (as of May 15, 2001)	8,578	1,119,583
Percent change '01-2006	5.9%	2.6%
Land area 2006 km ²	581.5	552,370
Occupied private dwellings (unrounded)	2,899	448,766
Total Dwellings (unrounded)	2,972	491,724



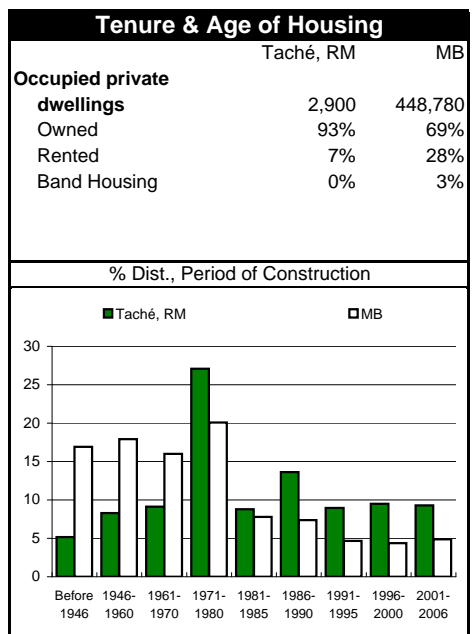
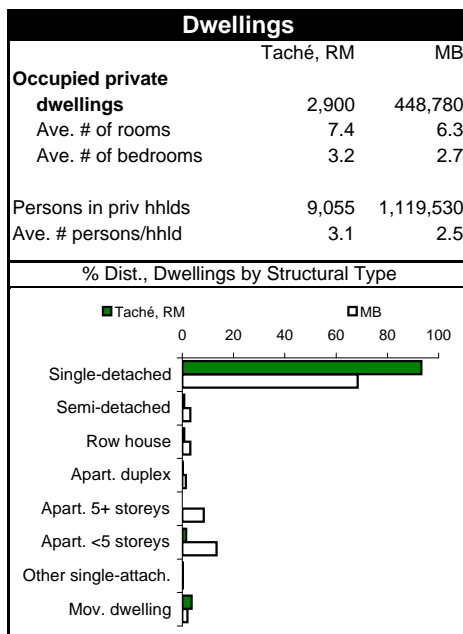
Marital Status & Families		
	Taché, RM	MB
Population 15+ years	6,855	923,230
Single, never married	1,910	307,500
Legally married	4,315	463,100
Separated	135	26,215
Divorced	315	62,865
Widowed	180	63,550

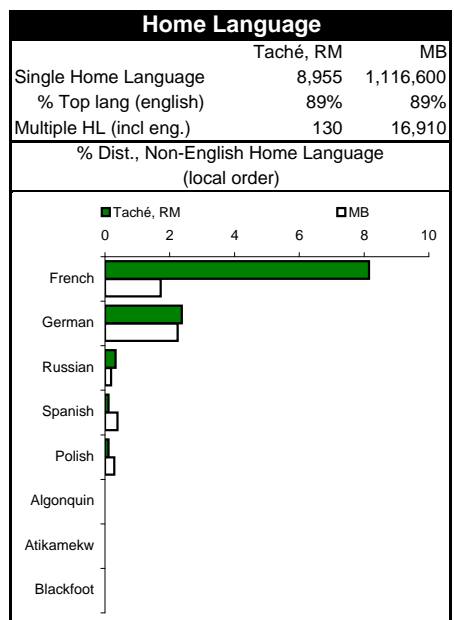
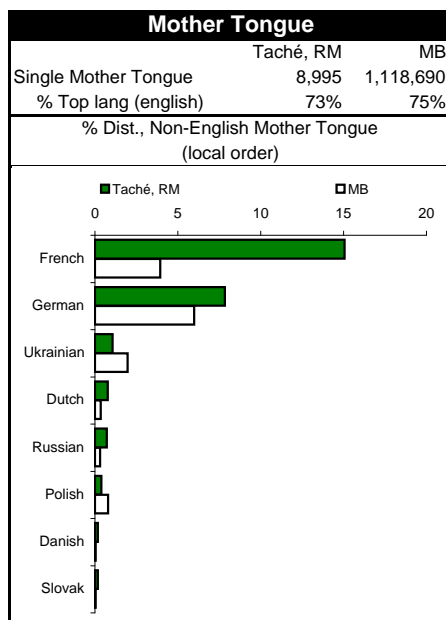
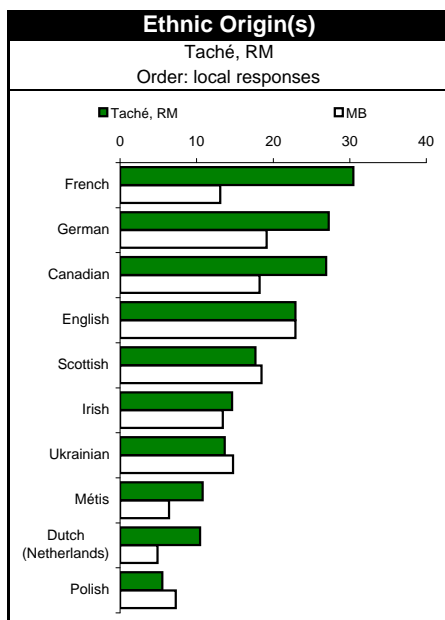
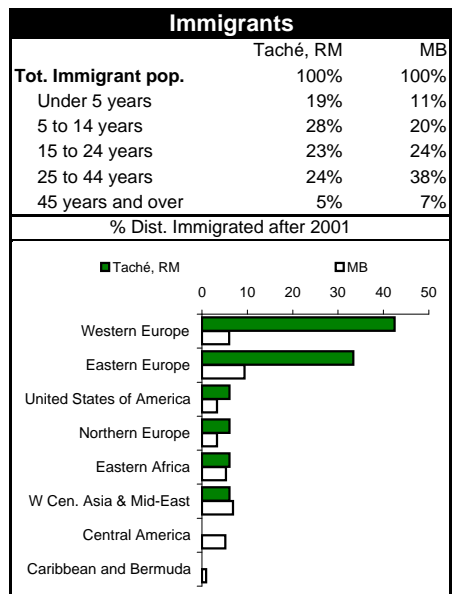
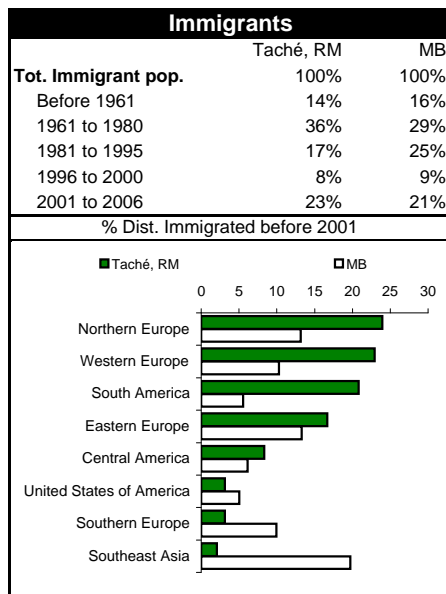
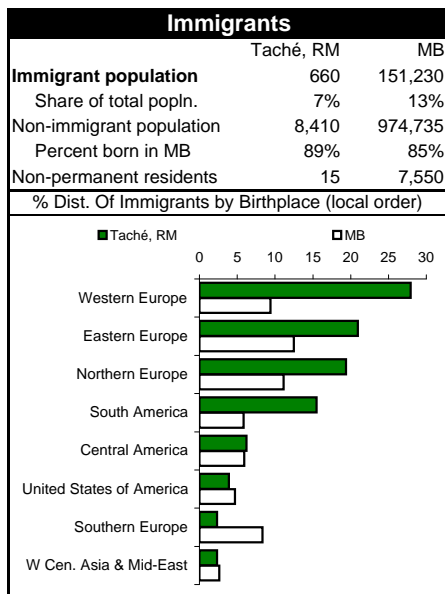
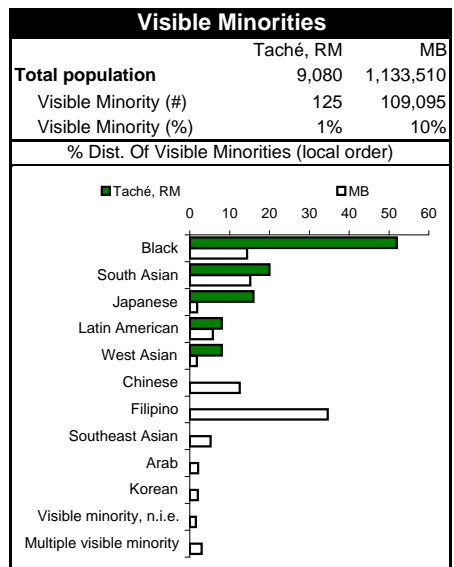
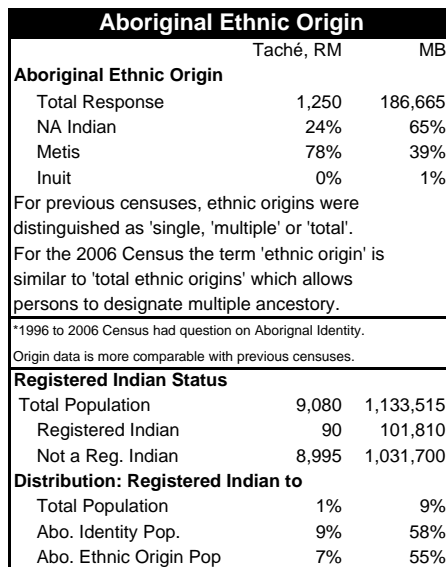
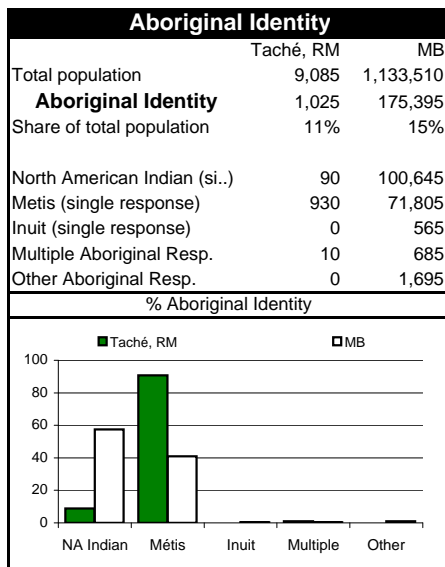
Census Families by Structure

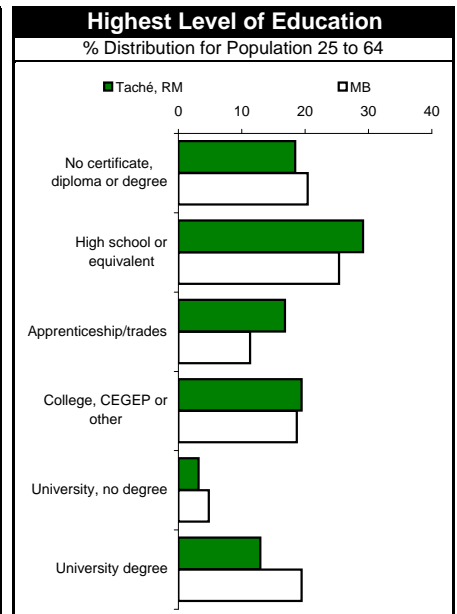
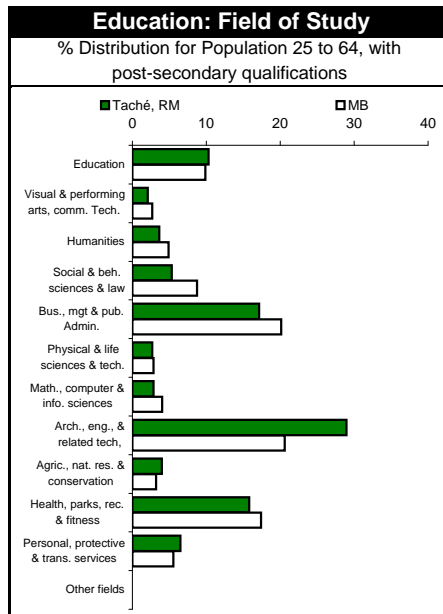
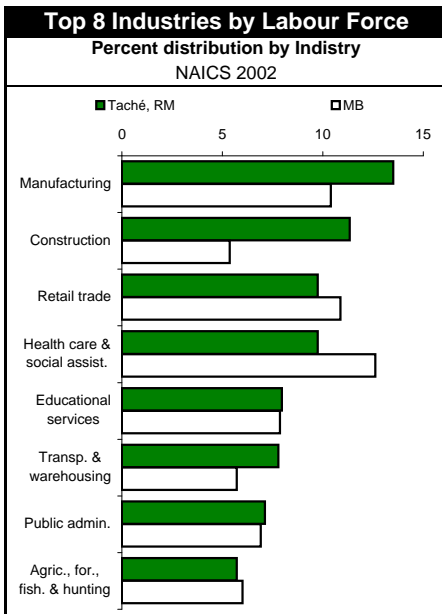
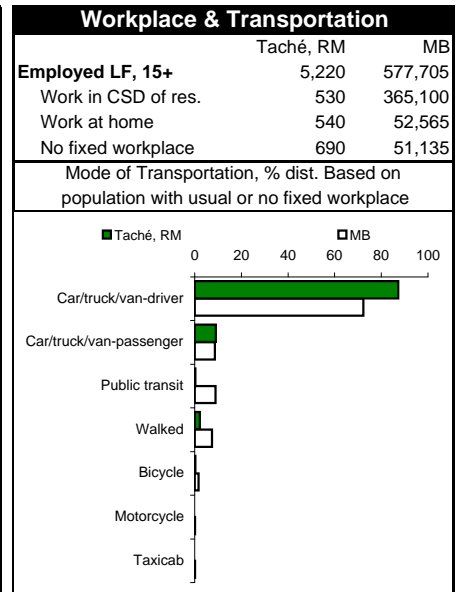
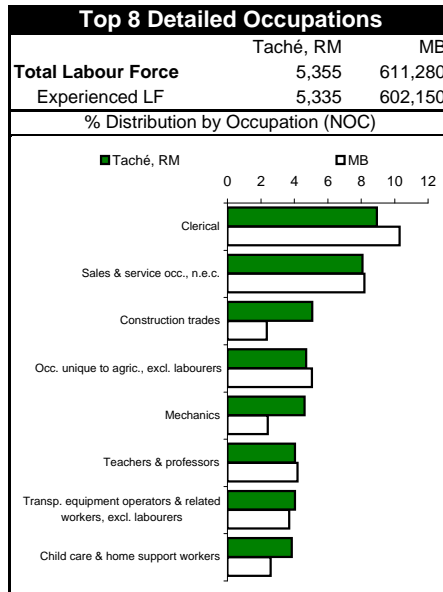
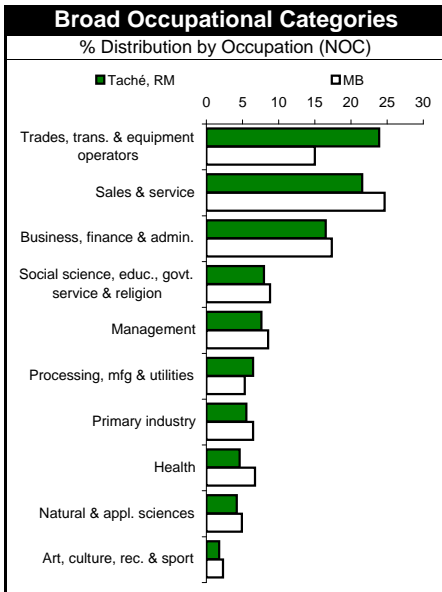
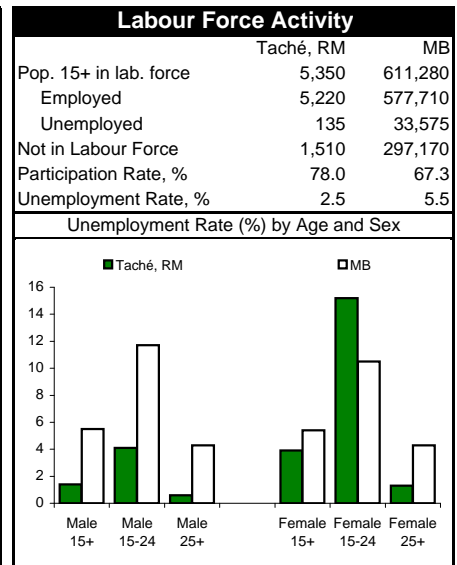
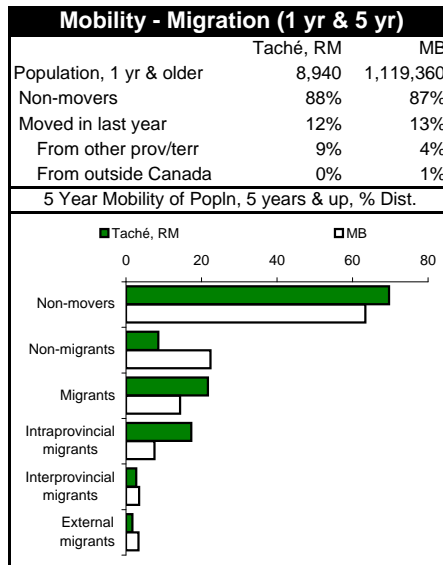
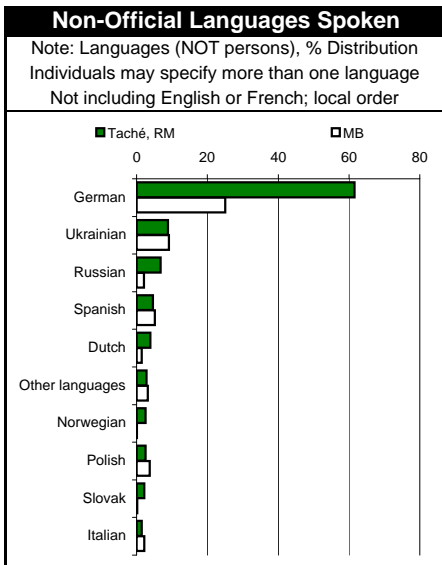
No. of census families	Taché, RM	MB
Husband-wife families	2,365	259,595
Now-married couples	2,145	225,875
Without child at home	32%	44%
With children at home	68%	56%
Common-law couples	220	33,715
Without child at home	61%	57%
With children at home	39%	43%
Single-parent families	200	53,210
Male parent	23%	19%
Female parent	75%	81%



Affordability (vs. Household income)		
	Taché, RM	MB
Non-farm, non-reserve private dwellings, occupied by usual residents		
Total number	2,830	426,070
Tenant Occupied	200	126,420
Average gross rent	\$584	\$591
>= 30% of hhld income	8%	35%
30-99% of hhld income	5%	31%
Owner Occupied	2,625	299,645
Average value	\$188,461	\$153,307
Average payments	\$900	\$768
>= 30% of hhld income	13%	11%
30-99% of hhld income	11%	10%
One family hhlds without additional persons in non-farm, non-reserve private dwellings		
Tenant households	110	50,055
Average gross rent	\$619	\$632
>= 30% of hhld income	0%	25%
Owner occupied	2,165	216,475
Average gross rent	\$917	\$820
>= 30% of hhld income	12%	9%







Employment Income in 2005

	Taché, RM	MB
With employment income	5,510	650,410
Worked full yr, full time	56%	54%
Males	36%	31%
Females	20%	22%
Worked pt yr, pt time	40%	40%

Median 2005 Employment Income (\$'000)

Category	Taché, RM	MB
Male, full year/full time	\$42	\$40
Female, full year/full time	\$34	\$32
Male, part year/part time	\$14	\$13
Female, part year/part time	\$12	\$11

Total Income in 2005

	Taché, RM	MB
Population 15+	6,860	908,450
Males	51%	49%
Females	49%	51%
Median Total Income	\$27,064	\$24,194
Males 15+, income	\$35,638	\$29,919
Females 15+, income	\$19,452	\$20,169
Males 15+, no income	160	19,840
Males 15+, income	3,345	421,490
Under \$10,000	15%	18%
\$10,000 - \$29,999	26%	32%
\$30,000 - \$39,999	15%	15%
\$40,000 - \$59,999	25%	19%
\$60,000 and over	18%	16%
Average total income	\$38,549	\$37,317
Females 15+, no inc.	250	23,210
Females 15+, inc.	3,095	443,910
Under \$10,000	29%	23%
\$10,000 - \$29,999	40%	45%
\$30,000 - \$39,999	12%	13%
\$40,000 - \$59,999	15%	12%
\$60,000 and over	5%	7%
Average total income	\$24,125	\$25,627

After-tax Income in 2005

	Taché, RM	MB
Population 15+	6,865	908,450
Males	51%	49%
Females	49%	51%
Median afte-tax inc.	\$23,976	\$21,805
Males 15+, a-tax inc.	\$30,917	\$26,050
Females 15+, a-tax inc.	\$18,235	\$18,775
Males 15+, no a-tax inc.	165	19,880
Males 15+, a-tax inc.	3,350	421,450
Under \$10,000	16%	18%
\$10,000 - \$29,999	33%	40%
\$30,000 - \$39,999	21%	18%
\$40,000 - \$49,999	14%	11%
\$50,000 and over	16%	14%
Average a-tax income	\$31,523	\$30,107
Fem. 15+, no a-tax inc.	255	23,255
Fem. 15+, a-tax inc.	3,095	443,865
Under \$10,000	29%	23%
\$10,000 - \$29,999	47%	52%
\$30,000 - \$39,999	13%	13%
\$40,000 - \$49,999	7%	6%
\$50,000 and over	4%	6%
Average a-tax income	\$20,784	\$22,057

Family Income in 2005

	Taché, RM	MB
Economic Family Median Income		
All economic families	\$68,547	\$60,754
Couple economic fam	\$70,018	\$66,686
Male lone-parent e-fam	\$18,028	\$44,642
Fem. lone-parent e-fam	\$40,175	\$32,883

2005 Family income groups, all economic families
% Distribution

Income Group	Taché, RM	MB
Under \$10,000	2%	1%
\$10,000 to \$19,999	3%	2%
\$20,000 to \$29,999	5%	4%
\$30,000 to \$39,999	8%	7%
\$40,000 to \$49,999	10%	9%
\$50,000 to \$59,999	12%	11%
\$60,000 to \$69,999	14%	13%
\$70,000 to \$79,999	16%	15%
\$80,000 to \$89,999	18%	17%
\$90,000 to \$99,999	20%	19%
\$100,000 and over	22%	21%

Persons Not in Economic Families

	Taché, RM	MB
Composition of Income		
Males, 15+ not in e-fam.		
Employment inc.	82.1%	73.2%
Govt. transfers	9.9%	13.4%
Other	8.0%	13.4%
Females, 15+ not in e-fam.		
Employment inc.	68.2%	49.4%
Govt. transfers	21.8%	27.5%
Other	10.0%	23.1%
Median Total Income	\$28,532	\$23,384
Males 15+	\$33,944	\$26,096
Females 15+	\$24,639	\$21,423
Average Total Income	\$35,996	\$29,370
Males 15+	\$41,377	\$31,811
Females 15+	\$24,322	\$27,234
Median After Tax Inc.	\$24,434	\$21,075
Males 15+	\$28,709	\$23,033
Females 15+	\$21,731	\$19,830
Average After Tax Inc	\$29,762	\$24,747
Males 15+	\$33,560	\$26,236
Females 15+	\$21,524	\$23,444

Prevalence of Low Income in 2005

	Taché, RM	MB
All economic families	2,515	298,305
Before-tax low inc.	6%	12%
After-tax low inc.	4%	9%
Couple economic fam.	2,335	247,850
Before-tax low inc.	4%	8%
After-tax low inc.	3%	5%
Male lone parent e-fam	30	7,680
Before-tax low inc.	57%	20%
After-tax low inc.	50%	15%
Fem. lone parent e-fam	120	35,925
Before-tax low inc.	21%	40%
After-tax low inc.	21%	31%
Persons 15+ not in e-fam	480	154,745
Before-tax low inc.	12%	38%
After-tax low inc.	8%	29%
Persons <6 years old	840	72,220
Before-tax low inc.	4%	26%
After-tax low inc.	4%	20%
Persons 65+	485	147,875
Before-tax low inc.	0%	16%
After-tax low inc.	0%	7%

Household Income in 2005

	Taché, RM	MB
All private households	2,900	448,780
One-person hholds	340	128,295
One-person hholds	12%	29%

2005 Before tax household income (\$,000)

Category	Taché, RM	MB
All hholds, med.	\$65	\$48
1 person hholds, med.	\$34	\$25
All hholds, ave.	\$70	\$60
1 person hholds, ave.	\$41	\$31

Household Affordability

	Taché, RM	MB
Median after tax income in 2005		
All households	\$55,044	\$41,844
One person hholds	\$28,623	\$22,193
Average value of owner occupied non-farm, non-reserve dwelling	\$188,461	\$153,307
Non-farm, non-reserve, one family households without additional persons		

Category	Taché, RM	MB
Owner major payments	\$900	\$800
Tenant average gross rent	\$600	\$650

Notes

Population - effective since the 1991 Census non-permanent residents included in total.

2001 Census population - based on 2006 boundaries.

Economic family - refers to 2 or more ind. living in the same dwelling, rel. to each other by blood, marriage, common-law or adoption.

Experienced labour force - includes ind. who worked since 1/1/2005 and who were employed or unemployed during the ref. week.

Non-movers - on Census day were living at the same address as 1 or 5 years previously.

Non-migrant movers - lived at a different address but in the same census sub-division.

Average - or arithmetic mean is calculated by dividing the sum of the included categories by the number of the included categories.

Median - an alternate measure of "average" Median income of a specific group is that amount which divides their income size distribution into halves (below & above the median)

Prevalence of low income - the percentage of a specified group below Statistics Canada's low income cut-offs (LICO)