

2006 Census Profile

## **Victoria Beach, RM**

Data Quality Flag\* for this area is 02010

Produced by:

### **The Manitoba Bureau of Statistics**

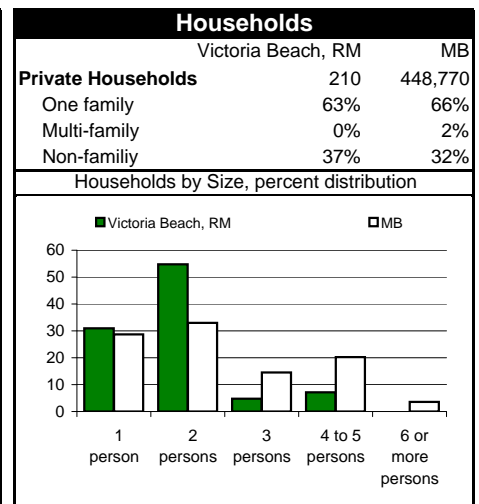
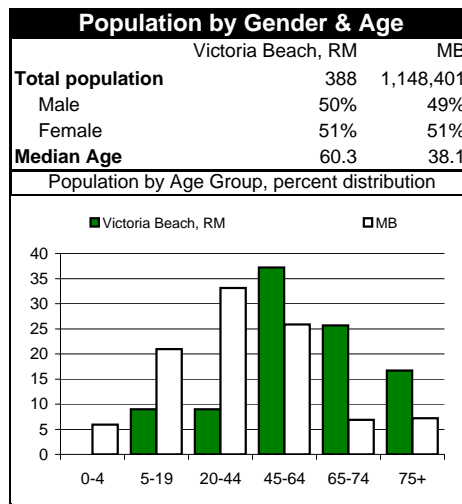
Statistics Canada offers community profiles at the following web address:

<http://www12.statcan/english/census06/data/profiles/community/index.cfm?Lang=E>

*\*For information on data quality flags the user should consult the Statistics Canada publication:  
Data Quality and Confidentiality Standards and Guidelines (Public), 2006 Census Dissemination*

**September 2008**

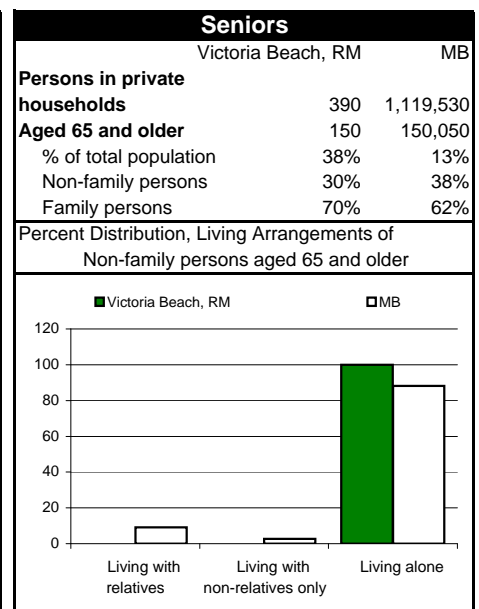
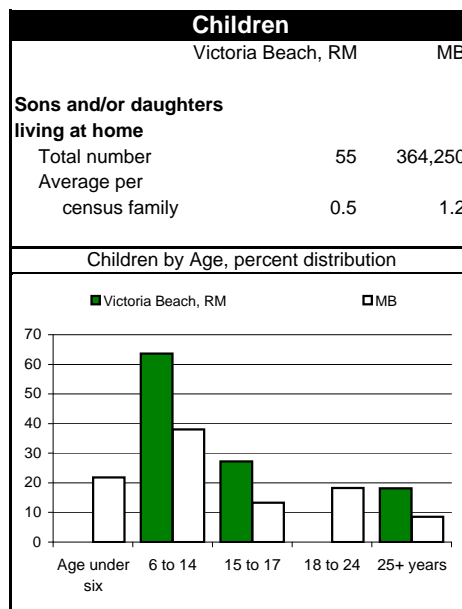
| Summary  |                    |           |
|--|--------------------|-----------|
|  | Victoria Beach, RM | MB        |
| <b>Total population</b><br>(as of May 16, 2006)          | 388                | 1,148,401 |
| Share of Manitoba  | 0.03%              |           |
| <b>2001 Census of Population</b><br>(as of May 15, 2001) | 265                | 1,119,583 |
| Percent change '01-2006                                  | 46.4%              | 2.6%      |
| <b>Land area 2006</b><br>km <sup>2</sup>                 | 20.3               | 552,370   |
| <b>Occupied private dwellings</b><br>(unrounded)         | 207                | 448,766   |
| <b>Total Dwellings</b><br>(unrounded)                    | 1,265              | 491,724   |



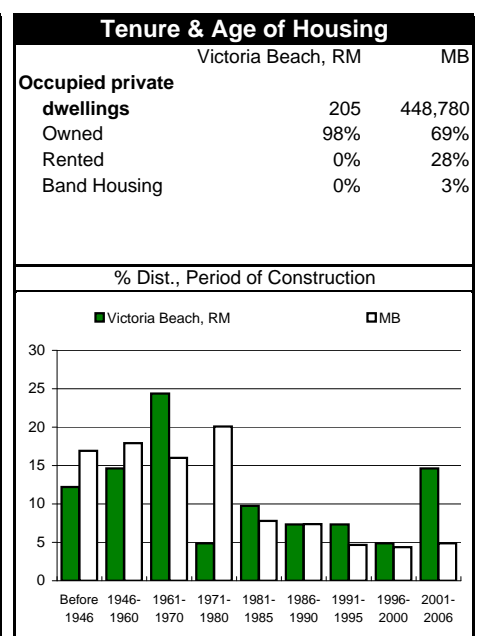
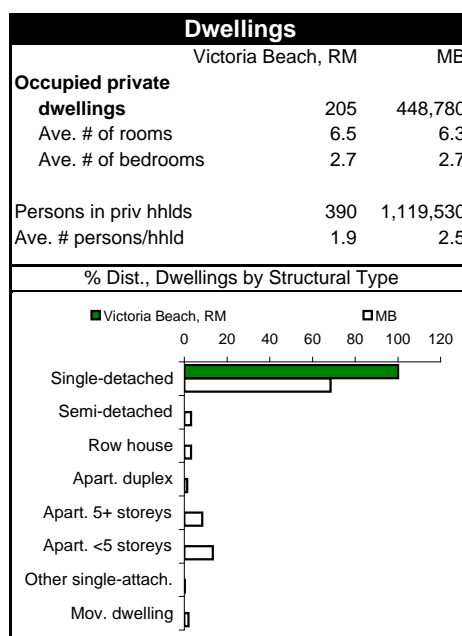
| Marital Status & Families   |                    |         |
|-----------------------------|--------------------|---------|
|                             | Victoria Beach, RM | MB      |
| <b>Population 15+ years</b> | 370                | 923,230 |
| Single, never married       | 60                 | 307,500 |
| Legally married             | 245                | 463,100 |
| Separated                   | 10                 | 26,215  |
| Divorced                    | 20                 | 62,865  |
| Widowed                     | 35                 | 63,550  |


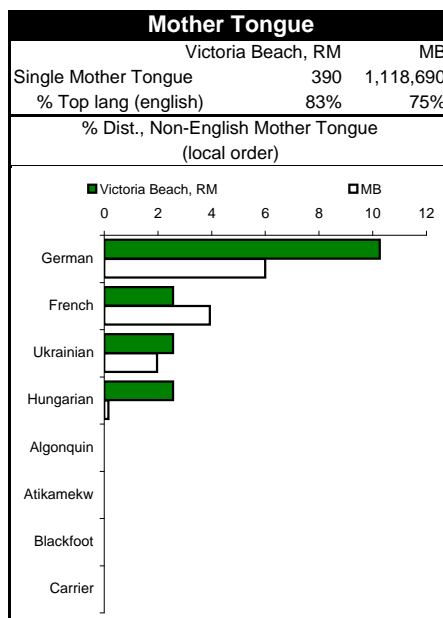
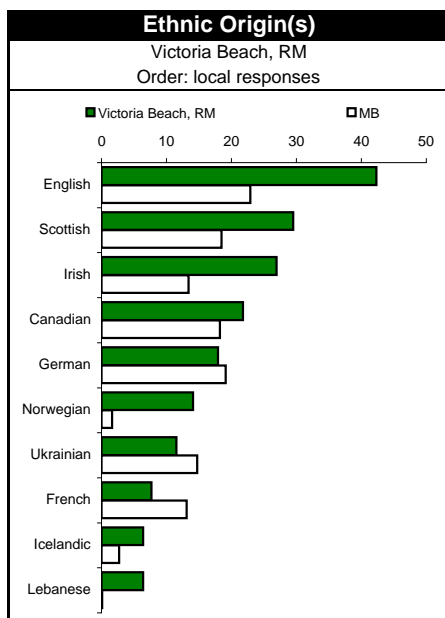
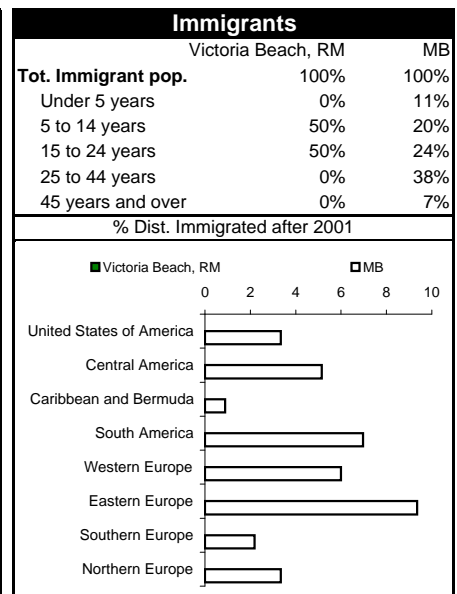
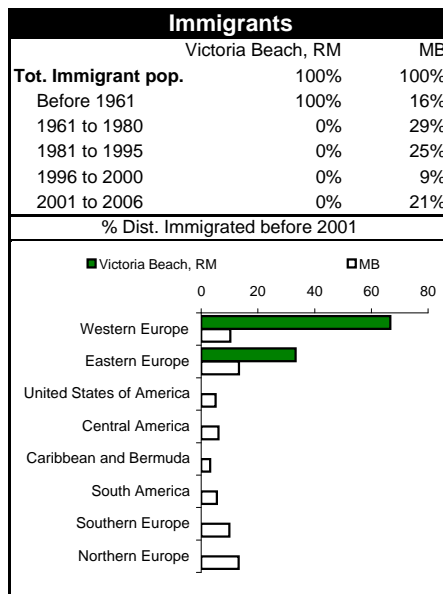
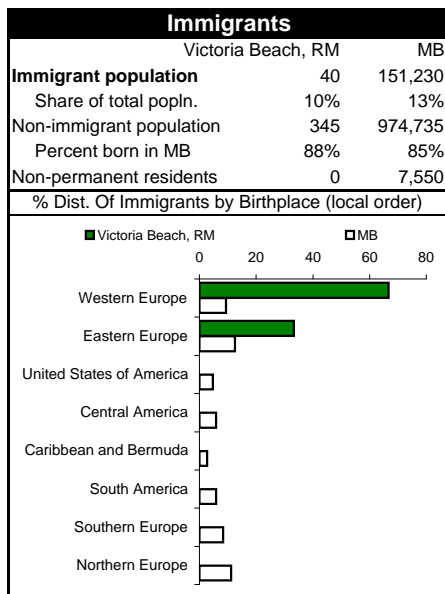
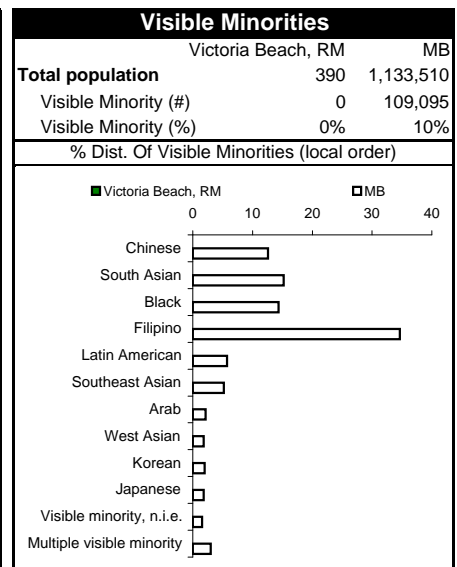
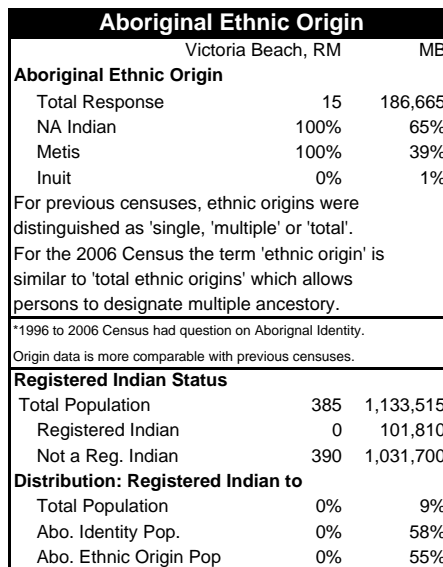
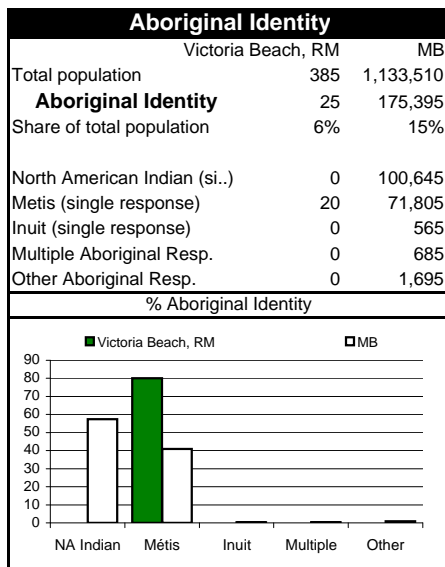
Census Families by Structure

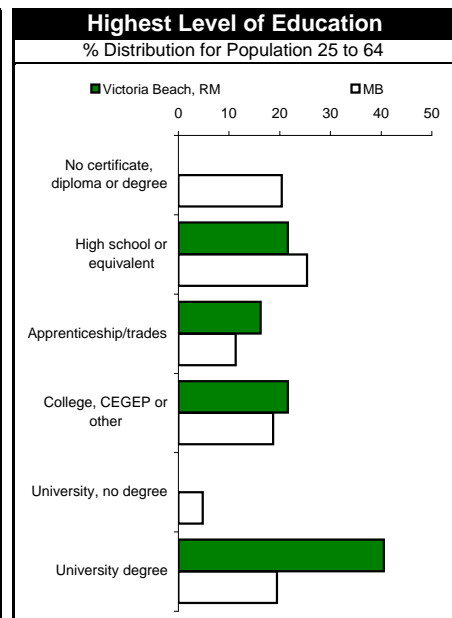
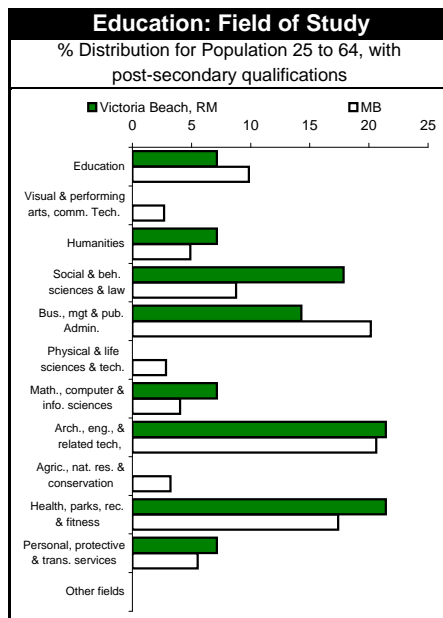
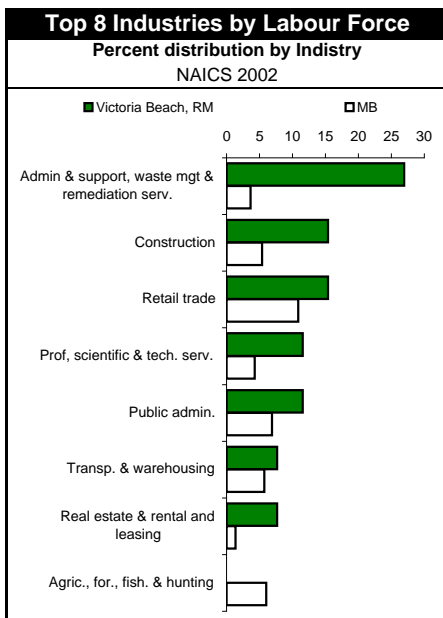
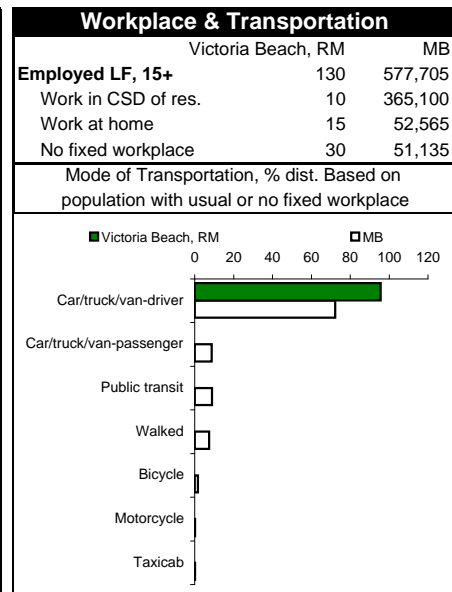
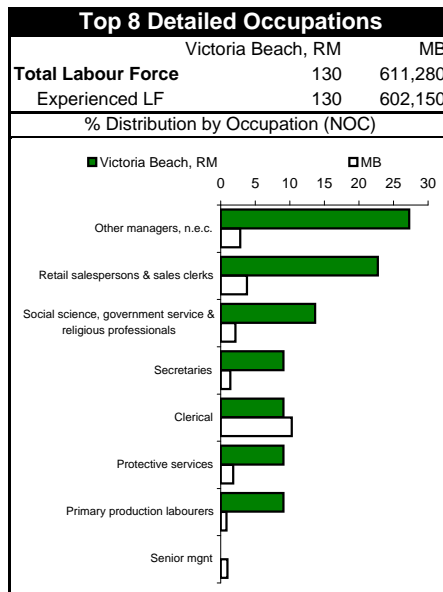
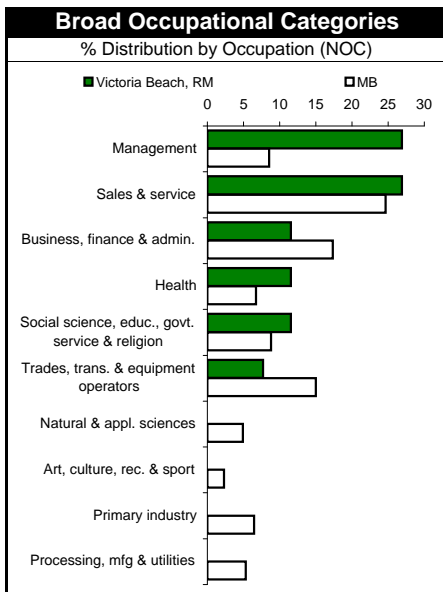
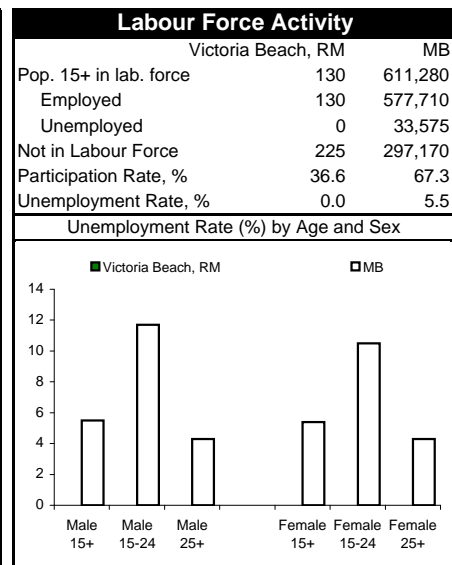
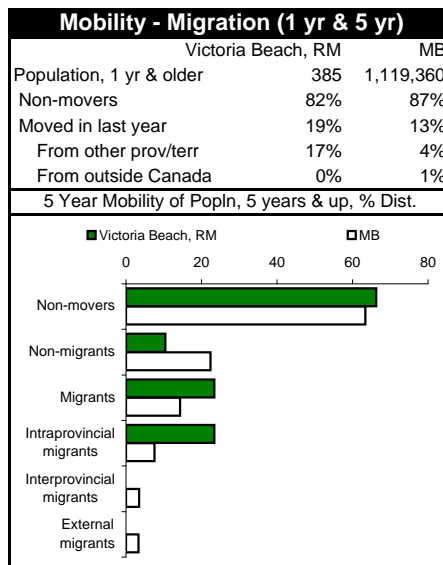
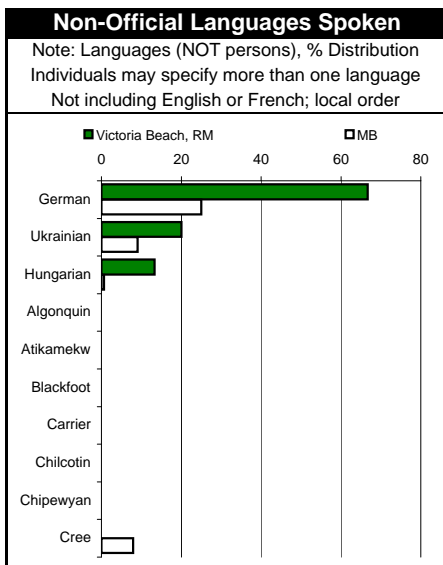
| No. of census families        | Victoria Beach, RM | MB      |
|-------------------------------|--------------------|---------|
| <b>130</b>                    | 312,805            |         |
| <b>Husband-wife families</b>  | 125                | 259,595 |
| Now-married couples           | 125                | 225,875 |
| Without child at home         | 76%                | 44%     |
| With children at home         | 24%                | 56%     |
| Common-law couples            | 0                  | 33,715  |
| Without child at home         | N/A                | 57%     |
| With children at home         | N/A                | 43%     |
| <b>Single-parent families</b> | 0                  | 53,210  |
| Male parent                   | N/A                | 19%     |
| Female parent                 | N/A                | 81%     |



| Affordability (vs. Household income)  |                    |           |
|---|--------------------|-----------|
|   | Victoria Beach, RM | MB        |
| <b>Non-farm, non-reserve private dwellings, occupied by usual residents</b>                   |                    |           |
| <b>Total number</b>   | 205                | 426,070   |
| <b>Tenant Occupied</b>  | 0                  | 126,420   |
| Average gross rent  | \$0                | \$591     |
| >= 30% of hhld income   | N/A                | 35%       |
| 30-99% of hhld income   | N/A                | 31%       |
| <b>Owner Occupied</b>   | 205                | 299,645   |
| Average value   | \$210,865          | \$153,307 |
| Average payments  | \$676              | \$768     |
| >= 30% of hhld income   | 24%                | 11%       |
| 30-99% of hhld income   | 22%                | 10%       |
| <b>One family hhlds without additional persons in non-farm, non-reserve private dwellings</b> |                    |           |
| <b>Tenant households</b>  | 0                  | 50,055    |
| Average gross rent  | \$0                | \$632     |
| >= 30% of hhld income   | N/A                | 25%       |
| <b>Owner occupied</b>   | 130                | 216,475   |
| Average gross rent  | \$885              | \$820     |
| >= 30% of hhld income   | 27%                | 9%        |







| Employment Income in 2005              |                    |         |
|--|--------------------|---------|
|  | Victoria Beach, RM | MB      |
| With employment income                 | 200                | 650,410 |
| Worked full yr, full time              | 45%                | 54%     |
| Males                                  | 23%                | 31%     |
| Females                                | 20%                | 22%     |
| Worked pt yr, pt time                  | 45%                | 40%     |
| Median 2005 Employment Income (\$'000) |                    |         |

| Category                    | Victoria Beach, RM | MB    |
|-----------------------------|--------------------|-------|
| Male, full year/full time   | ~\$38              | ~\$40 |
| Female, full year/full time | ~\$35              | ~\$32 |
| Male, part year/part time   | ~\$20              | ~\$15 |
| Female, part year/part time | ~\$10              | ~\$12 |

| Total Income in 2005        |                    |          |
|-----------------------------|--------------------|----------|
|                             | Victoria Beach, RM | MB       |
| <b>Population 15+</b>       | 355                | 908,450  |
| Males                       | 51%                | 49%      |
| Females                     | 49%                | 51%      |
| <b>Median Total Income</b>  | \$29,873           | \$24,194 |
| Males 15+, income           | \$35,687           | \$29,919 |
| Females 15+, income         | \$22,107           | \$20,169 |
| <b>Males 15+, no income</b> | 15                 | 19,840   |
| <b>Males 15+, income</b>    | 165                | 421,490  |
| Under \$10,000              | 9%                 | 18%      |
| \$10,000 - \$29,999         | 33%                | 32%      |
| \$30,000 - \$39,999         | 15%                | 15%      |
| \$40,000 - \$59,999         | 15%                | 19%      |
| \$60,000 and over           | 27%                | 16%      |
| Average total income        | \$110,883          | \$37,317 |
| <b>Females 15+, no inc.</b> | 35                 | 23,210   |
| <b>Females 15+, inc.</b>    | 135                | 443,910  |
| Under \$10,000              | 0%                 | 23%      |
| \$10,000 - \$29,999         | 67%                | 45%      |
| \$30,000 - \$39,999         | 7%                 | 13%      |
| \$40,000 - \$59,999         | 19%                | 12%      |
| \$60,000 and over           | 15%                | 7%       |
| Average total income        | \$39,060           | \$25,627 |

| After-tax Income in 2005        |                    |          |
|---------------------------------|--------------------|----------|
|                                 | Victoria Beach, RM | MB       |
| <b>Population 15+</b>           | 355                | 908,450  |
| Males                           | 51%                | 49%      |
| Females                         | 49%                | 51%      |
| <b>Median afte-tax inc.</b>     | \$26,530           | \$21,805 |
| Males 15+, a-tax inc.           | \$30,505           | \$26,050 |
| Females 15+, a-tax inc.         | \$20,874           | \$18,775 |
| <b>Males 15+, no a-tax inc.</b> | 25                 | 19,880   |
| <b>Males 15+, a-tax inc.</b>    | 155                | 421,450  |
| Under \$10,000                  | 6%                 | 18%      |
| \$10,000 - \$29,999             | 39%                | 40%      |
| \$30,000 - \$39,999             | 26%                | 18%      |
| \$40,000 - \$49,999             | 6%                 | 11%      |
| \$50,000 and over               | 23%                | 14%      |
| Average a-tax income            | \$73,796           | \$30,107 |
| <b>Fem. 15+, no a-tax inc</b>   | 35                 | 23,255   |
| <b>Fem. 15+, a-tax inc.</b>     | 140                | 443,865  |
| Under \$10,000                  | 7%                 | 23%      |
| \$10,000 - \$29,999             | 54%                | 52%      |
| \$30,000 - \$39,999             | 0%                 | 13%      |
| \$40,000 - \$49,999             | 14%                | 6%       |
| \$50,000 and over               | 14%                | 6%       |
| Average a-tax income            | \$32,072           | \$22,057 |

| Family Income in 2005                            |                    |          |
|--|--------------------|----------|
|  | Victoria Beach, RM | MB       |
| <b>Economic Family Median Income</b>             |                    |          |
| All economic families                            | \$44,203           | \$60,754 |
| Couple economic fam                              | \$44,279           | \$66,686 |
| Male lone-parent e-fam                           | \$0                | \$44,642 |
| Fem. lone-parent e-fam                           | \$0                | \$32,883 |
| 2005 Family income groups, all economic families |                    |          |
| % Distribution                                   |                    |          |

| Income Group         | Victoria Beach, RM | MB   |
|----------------------|--------------------|------|
| Under \$10,000       | ~1%                | ~1%  |
| \$10,000 to \$19,999 | ~15%               | ~12% |
| \$20,000 to \$29,999 | ~18%               | ~15% |
| \$30,000 to \$39,999 | ~22%               | ~18% |
| \$40,000 to \$49,999 | ~25%               | ~20% |
| \$50,000 to \$59,999 | ~15%               | ~12% |
| \$60,000 to \$69,999 | ~10%               | ~8%  |
| \$70,000 to \$79,999 | ~5%                | ~4%  |
| \$80,000 to \$89,999 | ~3%                | ~2%  |
| \$90,000 to \$99,999 | ~2%                | ~1%  |
| \$100,000 and over   | ~15%               | ~12% |

| Persons Not in Economic Families  |                    |          |
|-----------------------------------|--------------------|----------|
|                                   | Victoria Beach, RM | MB       |
| <b>Composition of Income</b>      |                    |          |
| <b>Males, 15+ not in e-fam.</b>   |                    |          |
| Employment inc.                   | 49.2%              | 73.2%    |
| Govt. transfers                   | 23.4%              | 13.4%    |
| Other                             | 27.4%              | 13.4%    |
| <b>Females, 15+ not in e-fam.</b> |                    |          |
| Employment inc.                   | 30.9%              | 49.4%    |
| Govt. transfers                   | 28.6%              | 27.5%    |
| Other                             | 40.4%              | 23.1%    |
| <b>Median Total Income</b>        | \$23,603           | \$23,384 |
| Males 15+                         | \$35,820           | \$26,096 |
| Females 15+                       | \$15,731           | \$21,423 |
| <b>Average Total Income</b>       | \$30,705           | \$29,370 |
| Males 15+                         | \$33,453           | \$31,811 |
| Females 15+                       | \$29,245           | \$27,234 |
| <b>Median After Tax Inc.</b>      | \$19,034           | \$21,075 |
| Males 15+                         | \$29,558           | \$23,033 |
| Females 15+                       | \$15,731           | \$19,830 |
| <b>Average After Tax Inc</b>      | \$25,282           | \$24,747 |
| Males 15+                         | \$25,688           | \$26,236 |
| Females 15+                       | \$25,067           | \$23,444 |

| Prevalence of Low Income in 2005 |                    |         |
|----------------------------------|--------------------|---------|
|                                  | Victoria Beach, RM | MB      |
| <b>All economic families</b>     | 130                | 298,305 |
| Before-tax low inc.              | 8%                 | 12%     |
| After-tax low inc.               | 8%                 | 9%      |
| <b>Couple economic fam.</b>      | 125                | 247,850 |
| Before-tax low inc.              | 8%                 | 8%      |
| After-tax low inc.               | 8%                 | 5%      |
| <b>Male lone parent e-fam</b>    | 10                 | 7,680   |
| Before-tax low inc.              | 0%                 | 20%     |
| After-tax low inc.               | 0%                 | 15%     |
| <b>Fem. lone parent e-fam</b>    | 0                  | 35,925  |
| Before-tax low inc.              | 0%                 | 40%     |
| After-tax low inc.               | 0%                 | 31%     |
| <b>Persons 15+ not in e-fam</b>  | 80                 | 154,745 |
| Before-tax low inc.              | 0%                 | 38%     |
| After-tax low inc.               | 13%                | 29%     |
| <b>Persons &lt;6 years old</b>   | 0                  | 72,220  |
| Before-tax low inc.              | 0%                 | 26%     |
| After-tax low inc.               | 0%                 | 20%     |
| <b>Persons 65+</b>               | 150                | 147,875 |
| Before-tax low inc.              | 0%                 | 16%     |
| After-tax low inc.               | 0%                 | 7%      |

| Household Income in 2005                  |                    |         |
|---|--------------------|---------|
|   | Victoria Beach, RM | MB      |
| All private households                    | 205                | 448,780 |
| One-person hholds                         | 75                 | 128,295 |
| One-person hholds                         | 37%                | 29%     |
| 2005 Before tax household income (\$,000) |                    |         |

| Category              | Victoria Beach, RM | MB    |
|-----------------------|--------------------|-------|
| All hholds, med.      | ~\$40              | ~\$45 |
| 1 person hholds, med. | ~\$25              | ~\$28 |
| All hholds, ave.      | ~\$115             | ~\$60 |
| 1 person hholds, ave. | ~\$30              | ~\$35 |

| Household Affordability   |                    |           |
|---|--------------------|-----------|
|   | Victoria Beach, RM | MB        |
| <b>Median after tax income in 2005</b>                                  |                    |           |
| All households  | \$31,044           | \$41,844  |
| One person hholds   | \$19,034           | \$22,193  |
| Average value of owner occupied non-farm, non-reserve dwelling          |                    |           |
|   | \$210,865          | \$153,307 |
| Non-farm, non-reserve, one family households without additional persons |                    |           |

| Category                  | Victoria Beach, RM | MB     |
|---------------------------|--------------------|--------|
| Owner major payments      | ~\$880             | ~\$820 |
| Tenant average gross rent | ~\$650             | ~\$650 |

**Notes**

**Population** - effective since the 1991 Census non-permanent residents included in total.

**2001 Census population** - based on 2006 boundaries.

**Economic family** - refers to 2 or more ind. living in the same dwelling, rel. to each other by blood, marriage, common-law or adoption.

**Experienced labour force** - includes ind. who worked since 1/1/2005 and who were employed or unemployed during the ref. week.

**Non-movers** - on Census day were living at the same address as 1 or 5 years previously.

**Non-migrant movers** - lived at a different address but in the same census sub-division.

**Average** - or arithmetic mean is calculated by dividing the sum of the included categories by the number of the included categories.

**Median** - an alternate measure of "average" Median income of a specific group is that amount which divides their income size distribution into halves (below & above the median)

**Prevalence of low income** - the percentage of a specified group below Statistics Canada's low income cut-offs (LICO)