

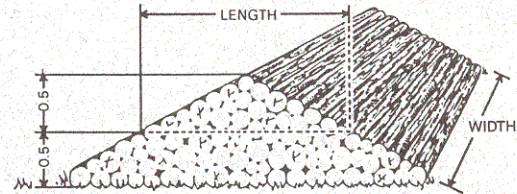


STACKED WOOD (VOLUME IN STACKED CUBIC METRES)

This method of measuring wood, or scaling, is used to determine cubic metre measurements for stacked (m^3 stk) roundwood (volumes of rough or peeled wood, piled in an orderly fashion). Use an approved scale stick or tape graduated in metres and centimetres for all measurements to two decimal places.

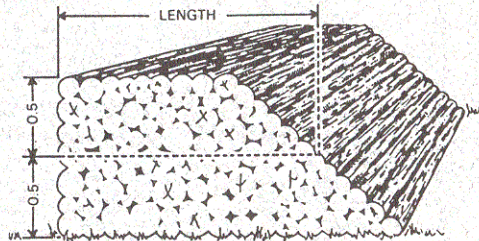
WIDTH OF STACK

The width of stack is the log or bolt length. The width is the average of a number of measurements taken from logs on the top of the pile.



LENGTH OF STACK

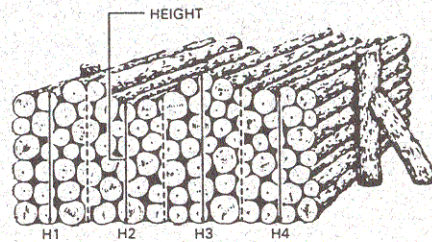
This is the length of the pile between the two ends, measured along a straight line parallel to the bottom of the pile. Where the pile ends slope down, the procedure is to estimate a start and stop point where the pile ends can be squared off, and maintain an average height along the estimated pile length.



HEIGHT OF STACK

Height measurements are taken at regular intervals perpendicular to the pile bottom. The more irregular the height, the more height measurements are required.

The height measurement locations must be at equal intervals throughout the actual true height segment of the pile length.



VOLUME DETERMINATION

The stacked volume before deduction is determined by multiplying the height (H) by the length (L) by the width (W) of the pile. This gives you the Gross Volume of Stacked Wood (GVS). ($H \times L \times W = GVS$) The Volume will be in cubic metres (stacked) calculated to two decimal places.

