

2010-2011

Trapping Guide



Protecting
& Managing
our Future

Manitoba 

MINISTER'S MESSAGE



I am pleased to address the trapping community of Manitoba for the first time. My tenure as Minister of Conservation begins at a time when conflicts between people and wildlife seem to be at the forefront both in rural and urban areas.

The trappers of Manitoba continue to take a front line role in protecting property, preventing damage from furbearers such as beavers and coyotes and reducing the risk of injury from predators. With fewer options open to society to control wildlife coming into conflict with people, trapping continues to be an acceptable and useful management technique. Many places in the world no longer have this ability.

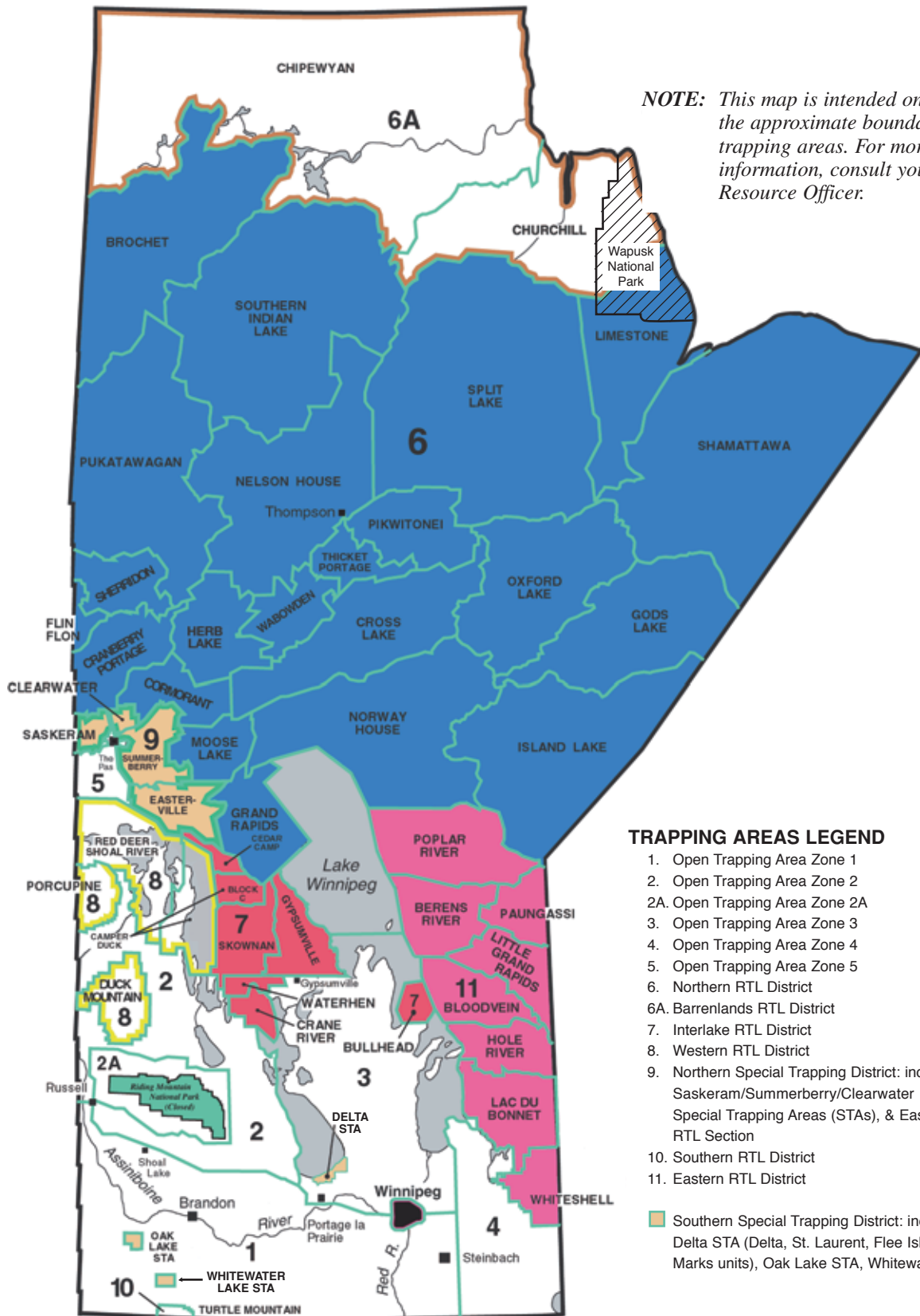
I thank Manitoba's professional trappers for their continuing efforts, especially during times when fur markets can change from one season to another. I also encourage all trappers to work in partnership with Manitoba Conservation to promote the trapping industry and the professionalism shown by Manitoba's trappers is a significant step in this direction.

For the industry as a whole, trappers must continue to practice their profession and show that Manitoba supplies quality product to world markets. Your role in wildlife management is greatly appreciated.

A handwritten signature in cursive script that reads "Bill Blaikie".

Bill Blaikie
Conservation Minister

TRAPPING BOUNDARIES MAP



2010-2011 TRAPPING SEASON SCHEDULE

Area/zone numbers below refer to the map legend on the previous page
 OAZ = Open Trapping Area Zone; RTL = Registered Trapline; ST = Special Trapping

		SEPT	OCT	NOV	DEC	JAN	FEB	MAR	APR	MAY	JUNE	JULY	AUG
AQUATIC/SEMI-AQUATIC	BEAVER	OAZ 1-5	Sept. 1, 2010 to Aug. 31, 2011										
		All Other Areas	Oct. 1, 2010 to May 31, 2011										
	MINK	RTL Section 6 & 6A	Nov. 1, 2010 to Feb. 28, 2011										
		All Other Areas	Nov. 1, 2010 to Jan. 31, 2011										
	MUSKRAT	OAZ 5; Northern ST District; All RTL Districts (except Gypsumville RTL Section & Camperduck Blocks A & B)	Oct. 14, 2010 to May 31, 2011										
		Gypsumville RTL Section Camperduck Blocks A & B	Mar. 15, 2011 to April 30, 2011										
		OAZ 1-4	Oct. 14, 2010 to April 30, 2011										
		Southern ST Districts, Oak Hammock Marsh & Grant's Lake WMAs	Oct. 14, 2010 to April 30, 2011 Special Permit Only										
	RIVER OTTER	OAZ 1	Closed										
RTL District 10		Nov. 1, 2010 to Jan. 31, 2011 (Quota of 2* per trapline)											
OAZ 2, 2A, 3, 4 & RTL District 8		Nov. 1, 2010 to Feb. 28, 2011											
All Other Areas		Nov. 1, 2010 to March 31, 2011											
TERRESTRIAL	BADGER	All Areas Nov. 1, 2010 to Jan. 31, 2011											
	BLACK BEAR	Northern ST District & RTL Districts 6-8, 11 (except Whiteshell RTL Section)	Sept. 16, 2010 to Nov. 14, 2010		Closed					April 1, 2011 to May 31, 2011			
		Whiteshell RTL Section	Sept. 16, 2010 to Nov. 14, 2010		Closed					April 1, 2011 to May 19, 2011			
		All other areas	Closed										
	FISHER	OAZ 1 & RTL District 10	Nov. 1, 2010 to Jan. 31, 2011 (Quota of 2* per trapline in RTL District 10)										
		RTL Districts 6 & 6A	Nov. 1, 2010 to Feb. 28, 2011										
		All Other Areas	Nov. 1, 2010 to Feb. 15, 2011										
	FOX (ARCTIC)	RTL District 6 & 6A Nov. 15, 2010 to March 31, 2011											
	FOX (RED)	RTL District 6A	Nov. 15, 2010 to March 31, 2011										
		All Other Areas	Oct. 14, 2010 to Feb. 28, 2011										
COYOTE	OAZ 1-5	Sept. 1, 2010 to Aug. 31, 2011											
	RTL District 6A	Nov. 15, 2010 to March 31, 2011											
	All Other Areas	Oct. 14, 2010 to March 31, 2011											
LYNX & BOBCAT	All Areas Dec. 1, 2010 to Feb. 28, 2011												
MARTEN	RTL Districts 6 & 6A	Nov. 1, 2010 to Feb. 28, 2011											
	OAZ 1 & RTL District 10	Nov. 1, 2010 to Jan. 31, 2011 (Quota of 4* per trapline in RTL District 10)											
	All Other Areas	Nov. 1, 2010 to Feb. 15, 2011											
RACCOON	OAZ 1 - 5	Sept. 1, 2010 to Aug. 31, 2011											
	All Other Areas	Oct. 14, 2010 to April 30, 2011											
RED SQUIRREL	All Other Areas Nov. 1, 2010 to Feb. 15, 2011												
WOLF	RTL Districts 6 & 6A	Nov. 1, 2010 to Feb. 28, 2011											
	OAZ 1,2,3,4,5	Sept. 1, 2010 to Aug. 31, 2011											
	OAZ 2A	Closed											
WEASEL (Long & Short-tailed)	All Other Areas	Oct. 14, 2010 to March 31, 2011											
	RTL Districts 6 & 6A	Nov. 1, 2010 to Feb. 15, 2011											
	RTL Districts 6 & 6A	Nov. 1, 2010 to Feb. 28, 2011											
WOLVERINE	OAZ 1-5	Closed											
	All Other Areas	Nov. 1, 2010 to Feb. 15, 2011											

* Otter, Marten and Fisher: RTL District 10 — pelts must be tagged prior to sale.

2010-2011 CHANGES

Certified Humane Trap Requirements

- In Manitoba, only certified humane traps can be used for beaver, marten, muskrat, raccoon, and weasel. Certified restraining traps must be used for lynx.
- Manitoba now allows the use of a trap that is designed to catch a raccoon by the foot inside of a shroud or other device that prevents the raccoon from losing the captured foot through self-injury. See page 18.
- See page 17 for the complete list of all certified traps.

Additional traps may be added throughout the season. Please check the Fur Institute of Canada website at www.fur.ca for updates to the certified traps listings.

Beaver, Coyote, Raccoon

Concern with the number of problem wildlife incidents has resulted in the following season changes:

- The trapping season in Open Areas 1-5 for these species is now from September 1 to the following August 31.

Wolf

Concern with the number of problem wildlife incidents has resulted in the following season changes:

- The trapping season in Open Areas 1, 2, 3, 4, 5 for this species is September 1 to the following August 31. Open Area 2A remains closed.

FUTURE CONSIDERATIONS

- Trap Identification
 - Beginning in 2011/12, traps set in the Open Area will be required to have the trap owner identified in some fashion. The form of identification will be announced by June 1, 2011.
- Establish new fee structures for trapping licences and royalties that would be comparable with the other provinces.
- Implement fees for Trapper Education courses and materials.

LICENCES AND PERMITS

Manitoba trapping licences are available only to residents of Manitoba. Fees are:

- Registered Trapline (RTL) Permit: \$10.00
- Open Area Licence:[†] \$5.00
- Open Area Licence – Treaty:[†] Free

- Youth Trapping Licence/Permit:^{*†} Free
- Possession Permit (Furbearer) \$10
- Export Permit \$20

* Youth trapping permits are available free of charge if the trapper is 12 to 17 years of age on the:
 a) day of the first common season (September 1 for beaver) and
 b) day that the permit is obtained

The age requirements for this youth permit are the same as for youth hunting licences.

† Special Trapping Areas - separate approvals must be obtained from the nearest District Office to trap in STAs.

See Mandatory Trapper Education requirements that follow.

When fur is being shipped, sold or taken to a taxidermist or tanner for mounting or dressing, the following information must be provided: name, address and licence number of the trapper who caught the furbearer, plus the area where the furbearer was taken. Record licence numbers correctly or your fur production will not be credited to you.

Wild Fur Royalties

Royalties must be paid on all wild furs sold and are usually deducted by the fur dealer or auction company where the first transaction occurs. Royalties on small amounts of fur may also be paid at most Manitoba Conservation District Offices.

SCHEDULE OF ROYALTIES

SPECIES	ROYALTY RATE (\$)
Weasel (Long & Short-tailed), Muskrat, Squirrel	0.05
Badger, Beaver, Fox (all), Mink, Raccoon	0.50
Otter	0.75
Bear, Coyote, Fisher, Lynx/Bobcat, Marten, Wolf	1.00
Wolverine	2.50

Export Permit

A provincial export permit is required before shipping or moving raw furbearing animal pelts from Manitoba to other provinces or countries. Provincial export permits are issued by the permitting office at the Wildlife & Ecosystem Protection Branch in Winnipeg (204-945-1893) and at some Manitoba Conservation District offices. Applications for these permits can be obtained from the nearest Manitoba Conservation office. The fee is \$20.00 per permit. Environment Canada's CITES (Convention on International Trade in Endangered Species) export permit is also required to take bobcat, black bear, lynx, river otter, timber wolf and certain species at risk across international borders. These permits are only available from Environment Canada. Please refer to www.cites.ec.gc.ca for more information.

TRAPPING IN MANITOBA

Certified Humane Trap Requirements

In Manitoba, only certified humane traps can be used for beaver, fisher, marten, muskrat and raccoon. Certified restraining traps must be used for lynx.



Mandatory Trapper Education

Any Manitoba resident wishing to obtain a trapping license is required by regulation to satisfactorily complete the Trapper Education Course.

If a Manitoba resident has previously held a trapping licence or permit from

Manitoba or another province, he or she is not required to take this training. The mandatory trapper training is offered in two ways:

1. First-time trappers may borrow a manual from any Manitoba Conservation district office and complete a multiple-choice question examination. A passing mark of 80 per cent is required. If this is not achieved, a second examination may be written later.
2. Attend a Trapper Education Course and then write the exam.

Persons under the age of 14 should be accompanied by a licensed trapper when engaged in trapping activities in the field.

Trapper education is an important part of furbearer management in Manitoba. Courses may be available on request and are usually two days or three evenings. Subject areas covered include:

- History of the Fur Trade
- Trapline Management
- Furbearer Biology
- Public Awareness
- Animal Rights
- Trapping Equipment
- Boarding (forming)
- Fur Marketing
- First Aid
- Humane Trapping
- Problem Animal Control Methods
- Furbearer Management
- Acts and Regulations
- Trapper Ethics
- Skinning
- Fur Grading
- Trap Research
- Video Presentations

For further information, please contact the nearest Manitoba Conservation district office or the Manitoba Trappers Association.

Accidental Furbearer Capture Policy

Occasionally, a furbearer will be taken accidentally (outside the open season, for example). The trapper may be allowed to keep and market the animal if a possession permit (cost of \$10 for a furbearer) is obtained as soon as possible from Manitoba Conservation. All other accidental captures of the same species by the same trapper must be turned over to the nearest Manitoba Conservation office and will remain the property of the Crown. The exception is black bear; Open

Area trappers are **not** allowed to keep a black bear taken accidentally (except in Northern Special Trapping Districts).

Trapping and Sharing the Land

Trappers share Crown and private lands with other users. It is important that trappers use care to **minimize potential conflicts with other users of the land.**

- Trappers who have permission to use private lands are encouraged to provide the landowner with a map showing the locations of their traps and the types of traps being used. In this way, the landowner can caution other users of the land about trapping activity and reduce the possibility of injury to other users and domestic animals.
- With the permission of the pasture manager, PFRA community pastures are generally open to trappers after livestock have been removed.
- When trapping in built-up areas and/or cottage subdivisions, trappers are advised to use extreme caution in selecting the location for sets. **Please remember that people and pets may frequent the area.**

Sunday Trapping

Taking furbearers, timber wolves and black bear is permitted on Sundays, provided:

- the trapper holds a valid trapping licence
- it occurs in an area with a trapping season for that species

Trapping and Firearms

The discharge of a firearm is prohibited from 1/2 hour after sunset to 1/2 hour before sunrise.

Trappers are advised to check with the municipality in which they plan to trap, as some municipalities have by-laws prohibiting or restricting the discharge of firearms, including on Sundays.

Trapping and Firearms Use in Refuges

The Wildlife Act of Manitoba designates certain lands as being refuges for wildlife. Depending upon the type of refuge, trapping or the use of firearms may or may not be prohibited. For example:

- A "Wildlife Refuge" protects all species, and all hunting and trapping is prohibited. As well, the discharge of a firearm or the possession of a loaded firearm is prohibited. A Wildlife Refuge can take the form of discrete blocks of land of a few to many hectares, or can run 300 metres along each side of the centre line of a road such as the Duck Mountain Wildlife Refuge. This type of refuge along a road is **not** the same restriction as is found under *The Provincial Parks Act*, which prohibits hunting (but not trapping), the discharge of a firearm or the possession of a loaded firearm within 300 metres of a development or improvement, such as roads or prescribed trails within all Provincial Parks.

TRAPPING GUIDE

- A “Game Bird Refuge” protects only species of game birds, as identified in *The Wildlife Act*. Trapping is permitted, as well as the use of a firearm for the purposes of trapping. However, in the Minnedosa Lake Game Bird Refuge, trapping is not permitted.
- A “Goose Refuge” protects only geese. Trapping is permitted, as well as the use of a firearm for the purposes of trapping.

Refuges are usually signed and trappers should check with Manitoba Conservation to verify boundaries. Director of Survey Plans showing the exact locations of the boundaries are available at Canada Map Sales at 1007 Century Street (Winnipeg, Manitoba) or phone 1-204-945-6666 or toll free at 1-800-627-7226 or www.canadamapsales.com

Electronic Calls

Electronic calls may be used by licensed trappers to attract coyotes and fox during a valid trapping season. Electronic calls may not be used to attract wolves or black bears.

Trapper Responsibilities

Licensed trapping is a privilege – not a right. Maintaining public acceptance of trapping is the responsibility of trappers and resource managers. The trapper’s responsibilities include the following:

- Take furbearers in the most humane manner.
- Avoid capturing non-furbearing animals.
- Maintain a high degree of proficiency in pelt preparation.
- Use a kill-type trap to harvest marten, weasel, mink and muskrat when taken on land. Kill-type sets for otter and beaver should be fully submerged. When a squirrel is harvested, other than by snaring or shooting, a kill-type trap should be used.
- Use underwater sets wherever possible for aquatic species. Proper locks and slide wires set in a sufficient depth of water should be used on all hold and drown-type shore sets.
- Ensure that padded leghold traps set on land are secured to a drag of sufficient weight and strength.
- Ensure that snares set on land are equipped with proper locking devices.
- Inspect live-holding devices daily in the early morning. Make only as many sets as you can effectively manage.
- Identify trap and snare “set locations” and carefully record them on a map.
- When trapping on private land, always ask permission and provide the landowner with a map showing the location and the types of traps and snares used.
- Know and use proper releasing and killing methods.
- Dispose of animal carcasses properly.

- Respect the rights and property of others and assist landowners with removal of problem wildlife.
- Encourage and support trapper education and public-awareness programs.
- Promptly report the presence of diseased animals to the nearest department office.
- Protect and conserve wildlife and its habitat.
- Respect and obey laws.

Special Permits

A Natural Resource Officer may issue special permits to harvest furbearing wildlife to manage numbers and protect property outside of the normal trapping regulations and seasons. Certain conditions may be attached to the special permit, such as type of device to be used, disposal of pelts, number of animals to be taken, specific location etc.

TRAPPING REGULATIONS

Note: This is a summary of regulations that deal with trapping. It is neither a legal document nor a complete collection of the wildlife regulations. It is meant to be a convenient reference only. While every effort has been made to ensure accuracy, some errors or omissions may have occurred. For additional information consult the nearest Manitoba Conservation Office or telephone 204-945-6784 in Winnipeg or 1-800-214-6497.

For general information on wildlife programs and legislation visit us at www.manitoba.ca/conservation/wildlife/index.html

No person shall:

- 1 Trap, attempt to trap, possess or sell a furbearing animal without having first obtained a trapper’s licence.
- 2 Trap in areas where trapping is not permitted.
- 3 Possess illegally taken furbearers.
- 4 Chase, drive, flush, worry, harass, follow after or search for furbearers from a vehicle. **Note:** The definition of a vehicle is a motor vehicle, trailer, tractor, powerboat, aircraft or any other vehicle drawn, propelled or driven by any means other than human power.
- 5 Remove, disturb, spring or in any way interfere with any trap set out lawfully by any other person for the purpose of taking furbearing animals.
- 6 Shoot a muskrat, beaver or otter except when they are on land or in a trap.
- 7 Ship raw fur out of the province without first paying the royalties and obtaining an export permit. Contact a local Natural Resource Officer for more information.
- 8 Tan or process raw furs without first paying the royalties on the pelts to be tanned.
- 9 Possess poison, including cyanide guns or parts of cyanide guns, for the purpose of taking furbearing animals.

- 10 Spear, probe, break or destroy a muskrat house, beaver lodge or beaver dam without authorization from the Minister of Conservation. A licensed trapper may probe or open a muskrat house in season for the purpose of trapping providing that it is closed so the water entrance does not freeze.
- 11 Use common snares for taking furbearing animals and timber wolves except in the Registered Trapline (RTL) Area, Northern Special Trapping District, and for beaver under ice in Open Areas.
- 12 Take black bear on an Open Area trapping licence in Open Areas 1-5. It is permissible to take black bear on either a RTL permit in the RTL Area or on a resident trapping licence in the Northern Special Trapping Area, but only using a firearm.
- 13 Trap or attempt to trap furbearing animals within Game Hunting Area 38, Grants Lake Wildlife Management Area (WMA), Oak Hammock WMA, Birds Hill Provincial Park, Beaudry Provincial Heritage Park or Pembina Valley Provincial Park, except under authority of a special permit issued by the minister or a person designated by the minister. Trapping is prohibited in ecological reserves and wildlife refuges. Trapping is allowed in Goose and Game Bird refuges (but not Minnedosa Lake Game Bird Refuge). Some municipalities may also enact by-laws concerning trapping.
- 14 Trap or attempt to trap furbearers on private land or on posted Crown land without first obtaining permission to do so.
- 15 Hold both a RTL permit and an Open Area trapping licence at the same time during the same trapping year, except a landowner who may hold both under certain circumstances.
- 16 Leave trapping devices set after the end of trapping season.
- 17 Trap furbearing animals using traps with teeth or serrated edges or with hooks.
- 18 Trap furbearing animals using leghold traps attached to spring poles.
- 19 Trap furbearing animals using leghold traps set in trees or on poles above ground. The trap used must be a body grip or killing trap.
- 20 Trap furbearing animals using live holding devices unless they are checked at least once every 72 hours.
- 21 Use snares set on land unless they are equipped with a locking device or set in such a manner that the noose is prevented from expanding.
- 22 Take black bear using any device other than a firearm.
- 23 Take black bear while the bear is in its den.
- 24 Take a female black bear with cubs.
- 25 Have in possession a live furbearing animal unless specifically authorized by permit.
- 26 Buy and/or sell raw fur except under the authority of a dealer's licence.
- 27 Transfer or use the licence/permit of another person.
- 28 Market the pelt of a marten, fisher or otter taken in the Turtle Mountain Registered Trapline Section unless it has a tag issued by Manitoba Conservation affixed to the pelt.
- 29 Possess, sell, attempt to sell or import the bile or gall bladder of a bear.
- 30 Use any trap other than an approved one for beaver, fisher, marten, muskrat, raccoon, and lynx.
- 31 Use an unmodified leghold trap with a jaw spread greater than 23 centimetres (9.06 inches).
- 32 Use a leghold trap to trap beaver, mink, muskrat or river otter unless it is set in such a manner as to restrain and kill the animal under water.
- 33 Use a leghold trap on land to trap badger, weasels, mink, otter, red squirrel or wolverine.
- 34 Use an unmodified leghold restraining trap to trap bobcat, coyote, timber wolf, or fox.
- 35 Allow any part of the pelt of furbearers, black bears and wolves to be wasted, destroyed, abandoned or allowed to spoil.
- 36 On finding a live furbearer, or wolf in a trapping device, fail to immediately and humanely kill the animal.

FURBEARER HARVESTS AND VALUES

Trapping is a business operation because a product (fur) is sold. Good record-keeping is important for any business, but with trapline management, it is also important should the trapper want to apply for a registered trapline. Applications are assessed on numerous criteria including a trapper's annual harvest or production. Trappers should keep records and receipts for all pelts sold to verify their harvests. Ideally, pelts should be sold in the year that they were caught and under the trapper's own licence or permit.

Fur marketing options:

- Pelts may be sold to a licensed fur dealer.
- Pelts may be consigned to a fur auction company.
- Pelts may be sold to a fur dealer or consigned to an auction company at the fur table held in Thompson, Manitoba.
- Pelts may be sold privately; however trappers must provide buyers with their name and licence number and must pay the royalty at a Manitoba Conservation office prior to sale.
- Pelts may be commercially tanned and resold; however, the royalty must first be paid. Usually the tanning establishment will pay the royalty and add it to their price.

Properly preparing furs results in a higher return.

Fur Dealers

It is essential to furbearer management programs that fur dealers continue to regularly submit reports. The dealer reports are audited for compliance to the regulations.

- A Fur Dealer's Licence authorizes the holder, from a place designated in the licence, to buy, sell and trade the castors of beavers and the pelts, skins and hides of black bears, gray (timber) wolves and fur bearing animals taken within the province.

TRAPPING GUIDE

- The *Miscellaneous Licences and Permits Regulation*, MR 53/2007 requires every fur dealer to record every transaction on a form provided by the department, include all information required on the form, and record each transaction immediately after it occurs, sequentially by date with no blank spaces between entries. A fur dealer must submit a completed record of transaction form to Manitoba Conservation on or before the 10th day after the period covered by the form. When no transactions have occurred in that period, a form marked "No transactions" must be submitted. A "transaction" means a purchase, sale or trade authorized by a fur dealer's licence.

MANITOBA TRAPPING LICENCES ISSUED

	2004-05	2005-06	2006-07	2007-08	2008-09	2009-10
Open Area (OA)	5174	5511	6051	6037	5649	6073
Registered (RTL)	1707	1690	1685	1745	1534	1505
Total	6881	7201	7736	7782	7183	7578
Included in above:						
**TIL	105	118	96	85	49	75
Youth OA	96	105	134	119	90	83
Youth TIL	1					
Youth RTL	63	80	70	65	82	74
Total	160	185	204	184	172	157

**Treaty Indian Licence

THOMPSON FUR TABLE

The Thompson Fur Table was one of several such events initiated in late 1970s by provincial staff and Indian and Northern Affairs Canada to provide northern trappers with a unique opportunity to get better prices for their raw pelts. The two-day Table is traditionally held a week or so before Christmas, and has had over 300 trappers attend. It has been the only such event in Canada and is now organized by the Manitoba Trappers Association.

Up to five licensed Manitoba fur dealers gather annually in one hall and inspect each trapper's lot of fur. Each dealer provides a quote for the lot and the trapper selects the best price. In this way, the trapper benefits from the on-site competitive demand for their furs.

The December timing of the Fur Table also allows families from all over the north to meet with distant friends, learn about new furbearer-harvest and management techniques, and do some shopping before returning to their communities. Hundreds of thousands of dollars are injected into the local economy.

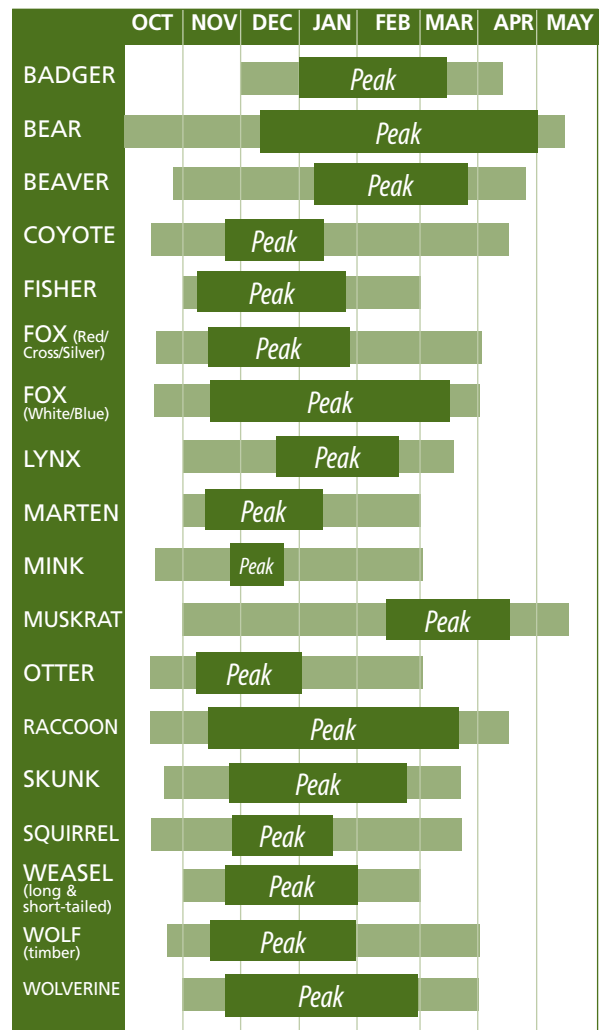
The next Thompson Fur Table will be held in December 2010. For more information, please contact the Manitoba Trappers Association at 204-345-9107 or mta@mts.net.

FURBEARER PRIMENESS

An important part of setting furbearer seasons is to coincide with the time when pelts are prime. In a fully prime pelt, both the guard hairs and the under-fur have reached optimum length and density. On the leather side of the pelt, the hair roots have stopped producing pigment and contract, resulting in a skin that is soft, flexible and creamy white. In an un-prime skin, the under-fur and guard hairs are not fully developed and are at low density. The leather is bluish to black as a result of active pigment production in the hair roots.

Furs harvested at prime bring better prices. Trappers should harvest fur when it is prime.

FURBEARER PRIMENESS CHART



UNDER AND OVER PRIME

PEAK PRIME

FURBEARERS TAKEN BY MANITOBA TRAPPERS

PRODUCTION	5 year averages			Annual total	
	1993-1997	1998-2002	2003-2007	2008-09	2009-10*
Badger	162	121	176	155	75
Bear	28	58	38	42	39
Beaver	31,590	22,902	17,765	13,444	8,963
Bobcat		15	15	11	19
Coyote	2,790	4,086	8,580	6,854	5,146
Fisher	2,257	1,880	1,579	1,594	1,234
Fox - Red	3,165	1,909	2,321	1,908	1,302
Fox - White	661	203	162	78	3
Lynx	148	535	820	952	496
Marten	16,166	19,611	19,626	20,839	15,221
Mink	5,810	4,865	3,797	3,749	1,896
Muskrat	81,016	29,702	21,837	13,477	20,378
Otter	1,904	2,136	1,702	1,045	791
Raccoon	2,614	2,209	3,023	2,687	1,620
Squirrel , Red	9,247	5,300	4,196	2,974	2,546
Weasel (long- & short-tailed)	3,085	2,635	3,968	4,229	2,492
Wolf	302	259	311	443	212
Wolverine	57	36	34	52	31

*June 2010

AVERAGE AUCTION VALUES OF MANITOBA FURBEARERS

\$ AVG. VAL. - 5YR RUNNING AVG.	5 year averages			Annual total	
	1993-1997	1998-2002	2003-2007	2008-09	2009-10
Badger	\$23.80	\$36.88	\$39.41	\$33.64	\$37.56
Bear	\$76.88	\$124.63	\$64.96	\$97.00	\$63.74
Beaver	\$32.55	\$24.86	\$25.54	\$18.87	\$14.01
Bobcat			\$138.75	\$49.85	\$79.16
Coyote	\$34.07	\$37.57	\$40.44	\$20.58	\$24.10
Fisher	\$48.26	\$34.64	\$63.62	\$41.95	\$43.57
Fox - Red	\$23.37	\$26.51	\$26.25	\$22.61	\$16.42
Fox - White	\$25.17	\$21.25	\$19.57	\$20.46	\$21.40
Lynx	\$100.51	\$92.49	\$156.16	\$140.38	\$76.99
Marten	\$54.07	\$45.94	\$67.17	\$50.03	\$45.77
Mink	\$24.53	\$17.65	\$20.33	\$13.93	\$13.78
Muskrat	\$3.56	\$2.75	\$3.36	\$2.50	\$4.50
Otter	\$83.71	\$107.28	\$114.30	\$40.30	\$40.81
Raccoon	\$18.74	\$15.52	\$16.61	\$13.97	\$6.48
Squirrel	\$1.36	\$1.11	\$1.14	\$1.22	\$1.19
Weasel (long- & short-tailed)	\$4.53	\$3.62	\$4.61	\$3.59	\$3.48
Wolf	\$111.23	\$109.74	\$119.66	\$138.77	\$93.72
Wolverine	\$215.02	\$219.39	\$216.29	\$276.35	\$202.07

ROYALTY - TOTAL COLLECTED

2006-07	2007/08	2008/09	2009/10*
\$45,302	\$45,080	\$43,651	\$31,430

*June 2010

RIGHTS-BASED HARVESTERS

The Rights and Responsibilities of First Nations People Who Trap in Manitoba

The Natural Resources Transfer Agreement (1930), which forms part of *The Constitution Act (1982)*, provides that First Nations people have the right to trap for food:

- at all seasons of the year on all unoccupied Crown lands
- on any other lands to which they may have the right of access

Recognizing the Treaty and Constitutional rights of First Nations people, Manitoba Conservation recognizes that status Indian people, when trapping for food or traditional ceremonial purposes on lands where they have a right of access:

- do not require licences
- are not restricted to specific seasons
- are not restricted to limits unless there restrictions that are intended for conservation purposes
- may share the meat and fur with non-status family members living in the same residence
- are not subject to equipment restrictions including those as specified under EU Regulation #3254/91 or more commonly known as the Agreement on International Humane Trapping Standards

First Nations people generally have the right of access to trap for food or traditional ceremonial purposes within:

- Indian Reserves, Wildlife Management Areas, Provincial Forests, areas of Provincial Parks where licensed trapping is permitted, unoccupied Crown lands, and other Crown lands where licensed hunting or trapping is permitted
- private land with the permission of the landowner or occupant
- federal land, such as PFRA community pastures are opened to the public for trapping, or with the permission of the Pasture Manager

No person (status or non-status) may trap within:

- Riding Mountain National Park, Birds Hill Provincial Park, Beaudry Provincial Heritage Park or Pembina Valley Provincial Park
- areas of Provincial Parks closed to all hunting or trapping
- Wildlife Refuges and most Ecological Reserves
- areas closed to all persons for specific conservation purposes

Responsibilities

With these rights come responsibilities such as conservation and safety requirements. All First Nations trappers have a responsibility

to ensure that their actions in taking furbearers do not reduce the sustainability of furbearer populations.

The rights of status Indian people are subject to conservation measures and other restrictions that do not unduly infringe on food harvesting. **First Nation trappers may not:**

- trap protected furbearers for which trapping is prohibited such as wolverine in the open trapping areas of Manitoba
- waste or abandon furbearers
- sell, trade or give away the meat, fur or any other part of furbearers taken under status Indian trapping rights, except that food may be given to another First Nations person
- sell the pelt of a furbearer unless it was caught under the authority of a Trapping Licence and all trapping regulations were followed

Safety Requirements

Many safety restrictions contained in resource management legislation apply to all trappers in Manitoba, including First Nations trappers. **No trapper may:**

- use trapping methods that are careless, unsafe or dangerous to any person
- discharge a rifle or shotgun at night where it is dangerous to do so
- hunt from a provincial road or provincial trunk highway or discharge a bow or firearm from such a road or highway, or shoot along or across such a road or highway (including the road allowance) for the purpose of taking a furbearer
- discharge a centrefire rifle, muzzle-loading firearm or shotgun using a slug from a public road within a municipality or local government district, or shoot along or across such a road
- carry a loaded firearm in a vehicle or discharge a firearm from a vehicle

It is also recommended that all trappers:

- wear hunter orange clothes when trapping during the time of year when there are big game hunters in the same area or where there may be other people using the same area for other purposes
- take a Manitoba Trapper Education course

Mutual Respect

There are many resource users on the land who are carrying on their traditions. Commercial and other licensed users of wildlife need to understand and respect the constitutionally protected rights of First Nations people. It is equally important for First Nations people to understand and respect the value that other users place on natural resources and their ability to participate in trapping for their purposes under a licence. All users need to work co-operatively towards building a stronger relationship if Manitoba's trapping and hunting heritage is to be preserved.

First Nations trappers are encouraged to carry the federally issued Certificate of Indian Status to help Natural Resource Officers determine that they are entitled to exercise the right to trap for food and ceremonial purposes.

For more detailed information, please contact the nearest Manitoba Conservation office. Telephone 204-945-6784 within Winnipeg, 1-800-214-6497 from outside Winnipeg or visit the Conservation website at: www.manitoba.ca/conservation/firstnations/

Treaty Land Entitlement

Manitoba Conservation is currently working with some First Nations to provide Crown land to fulfill outstanding treaty land entitlement (TLE). Many First Nations have, or are in the process of selecting, lands to fulfill their entitlements and some selections may have an impact on some traplines and trapping activity. The lands selected are eligible to become reserve land under the terms of the TLE Framework Agreement. Once the selected lands are confirmed, the First Nation may request an Exclusive Use Permit (EUP) from the Crown Lands Branch of Manitoba Conservation. Once the EUP is issued, First Nations then have the authority to exclude all current and future uses of the permitted land, including trapping activities.

FURBEARER MANAGEMENT

Problem Wildlife Removal

Furbearers, wolves, and black bears may be taken under provisions of *The Wildlife Act*, which allow a property owner to take them without a licence in defense of property (which includes livestock). The property owner may also invite an experienced trapper onto his land to do the removal. Cougar, a protected species, may not be taken under these provisions. Any removal must be reported to the nearest District office within ten days. The Natural Resource Officer may request that the pelt be surrendered or accept an

application for special permit so the property owner can retain it. If taken under authority of a valid trappers' licence and during an existing season, then the removal need not be reported and pelt may be sold by that trapper. In all instances, the carcass of furbearers taken must be disposed in a proper manner. See below for other problem wildlife removal programs.

Beaver Management

The beaver is one of Manitoba's most important wildlife species. It is a significant component of the province's biodiversity and fills many roles in the ecosystem: it is a consumer of plants itself, but also serves as a key food for keystone predators such as black bear, wolf, and wolverine. Beaver also create wetland habitat for other living organisms, including homes for riparian plants, fish, waterfowl, and a water source for large mammals including livestock in times of drought conditions.

In the early 1900s, beaver almost became extinct because of overharvest and disease. However, strict conservation measures and the introduction of the registered trapline system during the mid-1940s were successful in rebuilding the population.

The number of beaver harvested by trappers is directly related to the average market value of beaver pelts on the fur markets. Recent harvests have ranged from a low of 12,000 in 1990/91 (average pelt value of \$14) to a high of 68,000 in 1979/80 (average pelt value of \$40). During successive years of low prices, trapping pressure is reduced and the beaver population grows until they become a major problem causing millions of dollars damage to private property, transportation routes and farmland. Most problems occur in rural municipalities adjacent to the Duck Mountain Provincial Park and Riding Mountain National Park and, more recently, in the Interlake part of the province where abnormal amounts of precipitation have occurred.

Manitoba Conservation manages the Problem Beaver Management Program to assist rural municipalities and Northern Affairs communities.

PROBLEM BEAVER REMOVAL PROGRAM SUMMARY

	2003/04	2004/05	2005/06	2006/07	2007/08	2008/09	2009/10
Total Beaver Taken	8,145	7,969	9,248	8,071	6,973	7,599	7,763
Municipality or RTL							
Ethelbert	301	299	387	287	251	606	650
Gilbert Plains	486	401	384	322	243	323	331
Grandview	348	180	365	306	189	298	551
Mossey River	164	274	278	48	259	139	182
Mountain	541	623	721	771	779	785	984
Park	664	694	752	597	78	100	108
Swan River	317	221	320	212	321	259	430
Duck Mountain RTL	1,081	924	899	791	788	793	336
Porcupine Mountain RTL	467	404	464	420	384	407	181

TRAPPING GUIDE

The program provides a \$15 subsidy to municipalities for each problem beaver removed. Most efforts are directed during the winter season to encourage removal when the pelts have a higher value. During the winter season the program also provides a subsidy to some registered trapline sections to remove beavers which might move out into the adjacent municipalities.

Since the subsidy program began in 1993 (originally as a summer component only), over 112,000 beavers have been removed.

Trappers who are interested in participating in the program should contact their local municipality or nearest Manitoba Conservation office to obtain guidelines.

There is an education component, where Manitoba Conservation provides workshops for local agencies and stakeholders in the use of non-lethal techniques as another method for protecting roads, property and land from floods caused by beaver activity. Workshops demonstrate the building and installation of pond levelers and beaver deceivers, which discourage beaver from building the dams and blocking water flows.

Predator Management

It is important to Manitoba's livestock industry that damage caused by predators is addressed. Manitoba Conservation has entered into an agreement with the Manitoba Trappers Association (MTA) to administer and deliver problem predator removal services to livestock producers. Under the agreement, after a livestock claim is made through Manitoba Agriculture Services Corporation (MASC), those predators causing the damage are targeted. A total of 76 MASC claims were dealt with in 2009/10 and 43 wolves, 308 coyotes and 14 foxes were removed. Since the inception of the program 494 MASC claims have been addressed and 1,172 problem predators mostly coyotes removed.

Manitoba extended the coyote and wolf trapping season from September 1, 2010 to August 31, 2011. This extension is hoped to encourage problem coyote and wolf harvest in agricultural areas.

Educational initiatives on predator management have occurred over the last few years. In one example, Manitoba Conservation, Manitoba Agriculture, Food and Rural Initiatives, MASC, and the MTA presented a predator management seminar in Steinbach in 2009/10 to local sheep producers. Participants received information on animal husbandry techniques, compensation claim investigations, and hunting and trapping methods. Workshops are being considered again for the winter of 2010/11.

MANITOBA TRAPPERS ASSOCIATION PREDATOR REMOVAL SUMMARY

Year	Number MASC Claims	Coyote	Fox	Wolf	Total
2006/07	64	117	8	24	148
2007/08	85	119	2	15	136
2008/09	94	310	17	55	382
2009/10	78	316	12	49	377

Trapping and Forestry

Crown lands in Manitoba are managed for multiple uses, including furbearer and forest management. Both activities are important to the regional and provincial economies, and when properly managed, can co-exist and be mutually beneficial. For example, certain roads constructed for cutting areas can also be used by trappers. The key to co-existence is good communication between all users of the land.

Forest Management Licence (FML) holders conduct the majority of timber harvesting in Manitoba. FML holders hold annual open houses to meet directly with other users of the land to make them aware of what activities are taking place. Trappers are encouraged to attend these open houses and speak directly to the forestry representative.

Local fur council meetings can be one way to meet with forestry companies. It is also important for everyone involved in these discussions to keep in touch throughout the year.

Other Programs

- Manitoba Conservation and the Manitoba Trappers Association continued to partner on trapper education programs, with 210 students passing the mandatory trapper education exam in 2009/10.
- Manitoba Conservation continued to review the Furbearer Management Policy with staff and the stakeholders, including the Manitoba Trappers Association.

Over the next year, Manitoba Conservation will:

- provide workshops on Predator Removal and Non-lethal Beaver Management
- work with other agencies to assist and educate trappers and producers on predator management
- meet with more local fur councils and communities to review the "Furbearer Management Policy, 2001"
- partner with the Manitoba Trappers Association to update the Trapper Education manual
- work with the Fur Institute of Canada and the other provinces and territories to harmonize implementation of the Agreement on International Humane Trapping Standards
- review the administration of the Trapper Education Program

FURBEARER DISEASES

Furbearers may carry parasites and diseases such as rabies, tularemia, hantavirus, giardia (commonly known as beaver fever), and raccoon roundworm that can be transmitted to humans. Trappers should take precautions, including immunizations against rabies. Please consult your family doctor or public health unit about immunization against rabies.

When a trapper encounters diseased animals, it is recommended the animals be handled with good quality rubber gloves. The animal carcasses should then be sealed in strong plastic bags and taken to the nearest Manitoba Conservation office as soon as possible.


What should I do if bitten by a wild animal?

First wash the wound or exposed surface with soap and water. Then seek immediate medical advice from your doctor, nearest health facility or local public health unit. Misericordia Health Links can assist you in contacting public health services (seven days a week, 24 hours a day) at 204-788-8200 (Winnipeg) or 1-888-315-9257 (province-wide).

If you suspect any animal is rabid or you would like more information on rabies, contact your nearest Canadian Food Inspection Agency office. Their telephone numbers are located in the Government of Canada listings in your telephone book.

Some doctors may not be aware of the serious and perhaps life-threatening infections that can be transmitted to trappers by wildlife. Trappers should explain their contact with furbearers to the examining doctor. For more information on wildlife-caused diseases, please contact your local public health unit.

CO-OPERATING ORGANIZATIONS



Manitoba Trappers Association

The Manitoba Trappers Association (MTA) represents the interests of all trappers. Your involvement is important, and MTA gives provincial focus to trappers' concerns. The association needs committed members and the department encourages all trappers to

become active in their local affairs through a Local Fur Council (LFC). LFCs can play a vital role by bringing forward local concerns to the department. LFCs can, with the department, review applications for vacant registered traplines to ensure local traditions are taken into consideration during the review process.

For more information, please contact:

Manitoba Trappers Association
Box 518
Lac du Bonnet, MB R0E 1A0
Telephone: 204-345-9107 • Fax: 204-345-9170

Fur Institute of Canada

The Fur Institute of Canada (FIC) is a non-profit

organization supported

by all sectors of the fur

industry, including trappers, to promote conservation and optimum development of Canada's fur resources.



Since it was incorporated in 1983 with Manitoba as a charter member, FIC has:

- co-ordinated efforts of government, industry, and trappers in lobbying to keep our fur markets open to the European Union, through the Agreement on International Humane Trapping Standards
- taken the lead in the most advanced humane trap development and testing program in the world
- provided various educational and conservation resources to its members and the public, both here at home and abroad

The trap research program has resulted in many traps being approved and certified as meeting the AIHTS. A complete list of the traps certified as meeting the standards is identified on page 17 of this guide.

For more information, please contact:

The Fur Institute of Canada
Suite 701-331 Cooper Street, Ottawa, ON K2P 0G5
Telephone: 613-231-7099 • Fax: 613-231-7940
Website: www.fur.ca

HUMANE TRAPPING

Humane trapping is the taking of furbearers with the least amount of stress to the animal. **Trappers should select the most humane and efficient method possible to capture furbearers.**

Canada has the most humane trapping methods in the world. To ensure continued markets for our wild-caught fur, Canada, Russia and the European Union (EU) signed the *Agreement on International Humane Trapping Standards (AIHTS)*. It sets performance standards for traps. These factors have kept trapping an acceptable and legitimate profession to the general public.

The complete agreement can be viewed on our website at www.manitoba.ca/conservation/wildlife/trapping/index.html

Manitoba regulations are meeting our obligations to the AIHTS.

What AIHTS means for Manitoba trappers

- 1 **AIHTS applies to almost all furbearers** trapped and those trappers who trap for commercial purposes in Manitoba (see Summary charts in English, Ojibwe and Cree; pages 19, 20 and 21).
- 2 **Leghold Restraining Trap:**
 - **Modified versions include the padded, laminated and offset leghold restraining traps.**
 - Manitoba wildlife regulations **prohibit the use of all types of unmodified leghold traps on land** (see Summary charts on pages 19, 20 and 21).
 - All types, when used in a drowning set, will be allowed until otherwise replaced according to species.
 - **Leghold Power Snare is not included** in the definition of a leghold trap, but is **prohibited** for black bear in all areas.

3 **Neck Snares:**

- **Power and Common Suspended:** Cannot be used for black bear, but can be used under ice for beaver and in RTLs and the Northern Special Trapping Area. (See page 19.)
- **Common Suspended:** Trappers cannot use this snare to take any furbearer or wolf in Open Area Zones 1-5, except under ice for beaver.

4 **Body Grip Traps:** Conibear-type, rotating-jaw traps that are currently being used will start to be replaced with certified ones according to species.

5 Only those traps meeting AIHTS requirements will be allowed. If no traps are found to meet the standard, use of existing traps will be allowed while research continues.

6 The requirements for a killing trap to meet the standard are the following:

In a compound test, the trap must render 80 per cent (10 of 12) of animals tested irreversibly unconscious within a time limit of:

- 45 seconds for weasel
- 120 seconds for marten
- 300 seconds for all other species named in the AIHTS.

7 **Firearms** may be used to take furbearers, black bears and timber wolves. However, the use of firearms by trappers is subject to other regulations under *The Wildlife Act, The Provincial Parks Act*, local municipal by-laws, and federal acts.



Certified trap models are given exclusive identification letters that manufacturers will have to mark on traps they manufacture in 2007 and beyond. Trappers may still legally use these same **trap models** after the implementation of the AIHTS (2007), regardless of whether they bear this mark.

This list will be updated as additional traps are certified. Please consult Manitoba Conservation on page 24, the Manitoba Trappers Association (page 15) or the Fur Institute of Canada (page 15).

Phase 1: Certified Traps regulated for trapping the following species:

SPECIES				KILLING TRAPS - CERTIFIED TRAPS REGULATED FOR USE			
Beaver (on land and underwater)		Bélisle Classic 330 Bélisle Super X 280 Bélisle Super X 330 BMI 280 Body Gripper BMI 330 Body Gripper Bridger 330 Duke 330 LDL C280 LDL C280 Magnum	LDL C330 LDL C330 Magnum Rudy 280 Rudy 330 Sauvageau 1000-11F Sauvageau 2001-8 Sauvageau 2001-11 Sauvageau 2001-12	Species-Specific 330 Dislocator Half-Magnum Species-Specific 440 Dislocator Half-Magnum Woodstream Oneida Victor Conibear 280 Woodstream Oneida Victor Conibear 330			
Fisher		Bélisle Super X 120 Bélisle Super X 160 Bélisle Super X 220 Koro #2	LDL C160 Magnum LDL C220 Magnum Rudy 120 Magnum Rudy 160 Plus Rudy 220 Plus	Sauvageau 2001-5 Sauvageau 2001-6 Sauvageau 2001-7 Sauvageau 2001-8			
Marten		Bélisle Super X 120 Bélisle Super X 160 BMI 126 Magnum Body Gripper LDL B120 Magnum	Rudy 120 Magnum Rudy 160 Plus Koro #1 Woodstream Oneida Victor Northwoods 155	Sauvageau C120 Magnum Sauvageau 2001-5 Sauvageau 2001-6			
Muskrat (on land)		Bélisle Super X 120 BMI 120 Body Gripper BMI 120 Magnum Body Gripper BMI 126 Magnum Body Gripper Bridger 120 Duke 120	Koro Muskrat LDL B120 Magnum Rudy 120 Magnum Ouell 4-11-180 Rudy 110 Rudy 120	Sauvageau C120 "Reverse Bend" Sauvageau C120 Magnum Sauvageau 2001-5 Triple M Woodstream Oneida Victor Conibear 110 Woodstream Oneida Victor Conibear 120			
Muskrat (underwater)		Any jaw type trap (body gripping or leghold) set as a submersion set that exerts clamping force on a muskrat and that maintains a muskrat underwater.					
Raccoon		Bélisle Classic 220 Bélisle Super X 160 Bélisle Super X 220 Bélisle Super X 280 BMI 160 Body Gripper BMI 220 Body Gripper BMI 280 Body Gripper BMI 280 Magnum Body Gripper Bridger 160	Bridger 220 Duke 160 Duke 220 LDL C 160 LDL C 220 LDL C 220 Magnum LDL C 280 Magnum Woodstream Oneida Victor Northwoods 155 Rudy 160	Rudy 160 Plus Rudy 220 Rudy 220 Plus Sauvageau 2001-6 Sauvageau 2001-7 Sauvageau 2001-8 Species-Specific 220 Dislocator Half Magnum Woodstream Oneida Victor Conibear 160 Woodstream Oneida Victor Conibear 220			

SPECIES				LEGHOLD RESTRAINING TRAPS - CERTIFIED TRAPS REGULATED FOR USE			
Lynx		Bélisle Footsnare #6 Oneida Victor #3 Soft Catch equipped with 2 coil springs	Oneida Victor #3 Soft Catch equipped with 4 coil springs	Oneida Victor #3 equipped with a minimum of 8mm thick, non-offset steel jaws, 4 coil springs and an anchoring swivel centre mounted on a base plate			

TRAPPING GUIDE

Phase 2 - Year of Implementation to be Determined - Certified Traps to be regulated later for trapping the following species:

Although the traps listed in Phase 2 are certified for the following species and trap categories, the year of entry into force of the obligation to use only AIHTS Certified traps has **not yet been determined**. This date, which could vary from one species to another, will be known at least three years in advance.

Until then, traps that are currently legally permitted can still be used.

Check with Manitoba Conservation for regulations related to trap uses applicable in your trapping area.

Killing Traps

SPECIES	TRAPS CERTIFIED BUT NOT YET MANDATORY FOR USE		
Otter (underwater)	Belisle Super X220 Belisle Super X280 LDL C220 Magnum LDL C280 Magnum Rudy 220 Plus Rudy 280	Rudy 330 Sauvageau 2001-11 Sauvageau 2001-12 Sauvageau 2001-8	Woodstream Oneida Victor Conibear 220 Woodstream Oneida Victor Conibear 330
Weasel	Victor Rat Trap Koro Rodent Trap	Ouell 3-10 Ouell 4-11-180	Woodstream Oneida Victor Conibear 110
Lynx	Woodstream Oneida Victor Conibear 330 ; Rudy 330		
Bobcat, Badger	No killing trap certified to date		

Leghold Restraining Traps


SPECIES	TRAPS CERTIFIED BUT NOT YET MANDATORY FOR USE
Coyote	Bélisle Footsnare #6; Oneida Victor #3 Soft Catch equipped with 2 coil springs; Bridger #3 equipped with 5/16-inch offset, double rounded steel jaw laminations (3/16-inch topside of jaw and 1/4-inch on underside of jaws), with 4 coil springs and an anchoring swivel centre mounted on a base plate
Wolf	Bélisle Footsnare #8
Bobcat	Bélisle Footsnare #6
Raccoon	Duffer; Lil' Grizz Get'rz (Both are foot-encapsulating traps. See page 6.)

Phase 3 - Year of Implementation to be Determined - Cage and Box Traps to be Regulated for live-trapping the following species:

Live Capture Cages or Boxes

SPECIES	TRAPS CERTIFIED BUT NOT YET MANDATORY FOR USE
Beaver, Raccoon, Fisher, Marten, Muskrat, Otter, Weasel, Lynx, Bobcat, Badger	No live capture cage or box certified to date

SUMMARY OF USES OF LEGHOLD TRAPS AND SNARE DEVICES IN MANITOBA (examples of various devices shown)



SPECIES	UNMODIFIED LEGHOLD RESTRAINING TRAP	MODIFIED LEGHOLD TRAP	COMMON SUSPENDED SNARE	POWER SNARE	LEGHOLD POWER SNARE
BADGER	Prohibited	Prohibited	RTL Zones Only*	Allowed*	Allowed*
BEAVER	Drowning set only*	Drowning set only*	RTL Zones & Drowning Set in Open Zones*	Allowed*	Allowed*
BLACK BEAR	Prohibited	Prohibited	Prohibited	Prohibited	Prohibited
BOBCAT	Prohibited	Allowed*	RTL Zones Only*	Allowed*	Allowed*
COYOTE	Prohibited	Allowed*	RTL Zones Only*	Allowed*	Allowed*
FISHER	Prohibited	Prohibited	RTL Zones Only*	Allowed*	Allowed*
FOX (ALL)	Prohibited	Allowed	RTL Zones Only*	Allowed*	Allowed*
LYNX	Prohibited	Allowed*	RTL Zones Only*	Allowed*	Allowed*
MARTEN	Prohibited	Prohibited	RTL Zones Only*	Allowed*	Allowed*
MINK	Drowning set only*	Drowning set only*	RTL Zones Only*	Allowed*	Allowed*
MUSKRAT	Drowning set only*	Drowning set only*	RTL Zones Only*	Allowed*	Allowed*
OTTER	Drowning set only*	Drowning set only*	RTL Zones Only*	Allowed*	Allowed*
RACCOON	Prohibited	Prohibited	RTL Zones Only*	Allowed*	Allowed*
RED SQUIRREL	Prohibited	Prohibited	RTL Zones Only*	Allowed*	Allowed*
TIMBER WOLF	Prohibited	Allowed*	RTL Zones Only*	Allowed*	Allowed*
WEASELS (Long & Short-tailed)	Prohibited	Prohibited	RTL Zones Only*	Allowed*	Allowed*
WOLVERINE	Prohibited	Prohibited	RTL Zones Only*	Allowed*	Allowed*

*Examples only of modified leghold traps available commercially.

Refer to the "Trapping Regulations" section (page 9) of this guide for additional conditions of use and consult with your nearest Natural Resource Officer for additional information respecting trapping regulations.

THE REGISTERED TRAPLINE SYSTEM AND THE LINEHOLDER

What is a “RTL”?

The Registered Trapline (RTL) System is a commercial furbearer harvest management system where a person, the “lineholder,” is granted the exclusive opportunity to harvest (trap) furbearing animals in a certain area, the “RTL.” The system ensures sustainable furbearer populations by controlling the number of trappers in that area and recognizes the lineholder as the steward of the resource. Some RTL sections are called “blocks,” where no individual lines exist and all eligible community members may trap within the block.

Why is it important?

By the 1940s, trapping was out of control in northern Manitoba and furbearing animal numbers, especially beaver, had been badly depleted. They were being high-graded. Part of the reason was the large influx of new people into the north with the building of the rail line to Churchill.

More tragically, local people (mostly First Nations) who had been trapping on the land for generations saw their traditional livelihoods threatened. At the request of the communities, Manitoba and Canada created the RTL system to allow local people to continue trapping on their traditional lands and at the same time recognize them as the stewards of their traplines. From the original RTLs created around the communities of Thicket Portage and Pikwitonei, the system grew to a total of 46 community-based “sections” each with a varying number of individual lines.

Why is it even more important today?

When an RTL section was created by the Chief and Council of the First Nations and their respective trappers themselves, it usually also represented the traditional lands used by a community and defined those boundaries legally for the first time. These boundaries now form the basis for many major land-use projects around those communities (such as the Northern Flood Agreement management areas, the Poplar-Nanowin Rivers Park Reserve, and Wabanong Nakaygum Okimawin communities). However, this system also confined people to specific geographic areas and in some instances this was not the traditional method of trapping of the community.

RTL trappers themselves are often the best sources of information (traditional knowledge), as they are on the land more often than are most other people. It comes at a time when this information is constantly needed to track not just furbearing animals, but big game and the health of land or habitats.

How can I get an RTL line?

Lines cannot be sold, inherited, or handed down. Under the terms of the current Policy they are awarded through competitions held in

co-operation between the local trapping organization and Manitoba Conservation. Decisions are made through a scoring process, whereby a varying number of points are given to applicants based, among other things, on:

- family relationship to the previous lineholder
- their recent fur harvest history with that trapline or one in the same section, as verified by royalties paid and sales receipts
- their residency in relationship to the trapline being allocated

The process maintains a balance by recognizing that local residents have preferential access to RTL lines, but also by being flexible in allowing trappers from other communities an opportunity to compete for a line.

What does it mean to be an RTL lineholder?

Allocation of an RTL line is a significant event. When you are a lineholder, you have the exclusive opportunity to:

- harvest the fur resource on that line for commercial fur-harvesting purposes
- establish a cabin in most cases on your line for trapping purposes
- have a helper to assist you in your efforts
- manage a valuable natural resource

What are the lineholder’s obligations?

Some RTL lines are in great demand, and it is unfair to others if a lineholder is not exercising the privilege that they have been given.

Lines can be re-allocated for the following reasons:

- a) The lineholder has been totally inactive without just cause for two consecutive years.
- b) The lineholder notifies the department, in writing, that he/she intends to give up his/her trapping privileges.
- c) The lineholder fails to renew his/her RTL permit without just cause.
- d) The lineholder dies.

Lineholders have responsibilities that include:

- using the resource that has been allocated
- ensuring that your actions do not jeopardize furbearer populations
- updating traps according to the latest certified humane standards
- upgrading your trapping techniques to maximize your pelt value
- voicing your opinions and concerns to your local organization and to Manitoba Conservation
- ensuring any improvements such as cabins have the proper permits

What kind of cabin can be built?

A lineholder can build a main cabin and a certain number of line cabins, depending upon the location and size of their line. All lineholders are bound by the regulations set out in *The Wildlife Act* and other acts. Permits are required for cabins and are issued only in the name of the lineholder.

Record keeping and the RTL

All trappers should keep annual records of their activity through the trapping season, including when and where sets are placed, the dates and locations of where animals were caught, and when improvements are done on the line.

Records are an important tool in trapline management. Trappers can assess the relative abundance of animals over the years and judge when to “leave” an area for a season. Your own records will verify your activity on a line should you be eligible for compensation for disaster or mitigation programs. Records will also confirm that you are actually exercising the privilege of having a trapline.

When a trapper no longer holds an RTL line, permission to have the cabin ends and the trapper has no legal right to keep it in place.

Incoming lineholders are under no obligation to buy any improvements on the line, such as a cabin. As such, a trapping cabin should be built at low cost with the thought in mind that, if an incoming lineholder does not want to purchase it, the cabin can be removed.

The ability to erect a trapper cabin is a unique privilege afforded only to the lineholders. Use of a trapping cabin for purposes other than trapping, without prior approval, is not allowed (ex: unauthorized outfitting).

How do I learn more about the RTL System?

Administration of the RTL System is set out through *The Wildlife Act* of Manitoba and its regulations, and through the Furbearer Management Policy. Copies are available from any Manitoba Conservation office. The Policy sets out guidelines and procedures for all trapping activities in Manitoba.

Furbearer Policy Review

The department is undertaking a review of the current policy. Trappers are encouraged to provide comments on this policy directly to Manitoba Conservation, the local fur council or the Manitoba Trappers Association. Until a new policy is approved the existing policy continues to apply.



Oskar Johnson
Aimee Lake
Flin Flon RTL Section

Manitoba Conservation Offices

CENTRAL REGION

Ashern – Box 410, ROC 0E0 • 768-2368
Gimli – Box 6000, ROC 1B0 • 642-6070
Grand Beach – Box 220, ROE 0T0 • 754-5040
Gypsumville – Box 9, ROC 1J0 • 659-5208
Hodgson – Box 119, ROC 1N0 • 372-6296
Lundar – Box 10, ROC 1Y0 • 762-5229
Manitou – Box 10, ROG 1G0 • 242-2950
Portage la Prairie – 25 Tupper St. N, R1N 3K1 • 239-3204
Riverton – Box 70, ROC 2R0 • 378-2261
Selkirk – 1 Keystone Drive, R1A 2H5 • 785-5080
Winnipeg – Box 30, 200 Saulteaux Cres., R3J 3W3 • 945-7257
Winnipeg Beach – Box 388, ROC 3G0 • 389-2752

EASTERN REGION

Beausejour – Box 50, 20 First St. S., ROE 0C0 • 268-6184
Bissett – Box 108, ROE 0J0 • 277-5212
Falcon Lake – Box 40, ROE 0N0 • 349-2201
Hadashville – Box 17, ROE 0X0 • 426-5313
Lac du Bonnet – Box 850, ROE 1A0 • 345-1400
Lake Winnipeg East – Box 850, Lac du Bonnet, ROE 1A0 • 345-1400
Pine Falls – Box 389, ROE 1M0 • 367-6130
Rennie – Box 130, ROE 1R0 • 369-3153
Seven Sisters – Box 9, ROE 1Y0 • 348-4004
Sprague – Box 70, ROA 1Z0 • 437-2348
Steinbach – Unit B – 284 Reimer Ave, R5G 0R5 • 346-6110
West Hawk Lake – Box 119, ROE 2H0 • 349-2245

NORTHEAST REGION

Churchill – Box 760, ROB 0E0 • 675-8897
Cross Lake – Box 119, Cross Lake, ROB 0J0 • 676-2193
Gillam – Box 429, ROB 0L0 • 652-2273
Gods Lake Narrows – General Delivery, ROB 0M0 • 335-2366
Island Lake – Box 69, Stevenson Island, ROB 2H0 • 456-2362
Leaf Rapids – Box 430, ROB 1W0 • 473-8133
Lynn Lake – Box 239, ROB 0W0 • 356-2413
Norway House – Box 100, ROB 1B0 • 359-6877
Oxford House – Box 262, ROB 1C0 • 538-2248
Pukatawagan – Box 22, ROB 1G0 • 553-2091
South Indian Lake – General Delivery, ROB 1N0 • 374-2203
Split Lake – General Delivery, ROB 1P0 • 342-2291
Thompson – Box 28, 59 Elizabeth Dr., R8N 1X4 • 677-6640
Wabowden – Box 40, ROB 1S0 • 689-2688

NORTHWEST REGION

Cranberry Portage – Box 130, ROB 0H0 • 472-3331
Flin Flon – Rm. 203 Prov. Bldg., 143 Main St., R8A 1K2 • 687-1640
Grand Rapids – Box 322, ROC 1E0 • 639-2241
Snow Lake – Box 339, ROB 1M0 • 358-2521
The Pas – Box 2550, R9A 1M4 • 627-8287

WESTERN REGION

Boissevain – Box 820, ROK 0E0 • 534-2028
Brandon – 1129 Queens Ave., R7A 1L9 • 726-6441
Carberry – Box 900, ROK 0H0 • 834-8800
Dauphin – Box 10, 27-2nd Ave. SW, R7N 3E5 • 622-2106
Grandview – Box 156, ROL 0Y0 • 546-5000
Mafeking – Box 27, ROL 1B0 • 545-2263
Neepawa – Box 1089, ROJ 1H0 • 476-2076
Roblin – Box 849, ROL 1P0 • 937-2181
Shoal Lake – Box 416, ROJ 1Z0 • 759-4080
Swan River – Box 640, ROL 1Z0 • 734-3429
Virden – Box 1360, ROM 2C0 • 748-4240
Winnipegosis – Box 366, ROL 2G0 • 656-7030

1-800-214-6497

For more information on this and other wildlife programs,
call this toll-free number or 945-6784 in Winnipeg or go to:
www.manitoba.ca/conservation/wildlife