

Alternate formats available.

ADMIN COMPONENT YEAR 1 SALARY SCHEDULE

Effective 2023 03 25 through 2023 10 06

ADMIN ANALYST AAN	64,342 2,466.45 34.02	67,104 2,572.30 35.48	69,638 2,669.45 36.82	72,229 2,768.78 38.19	74,971 2,873.90 39.64	77,998 2,989.90 41.24	80,986 3,104.45 42.82	82,631 3,167.53 43.69
ADMIN OFFICER 1 AO1	52,900 2,027.83 27.97	54,394 2,085.10 28.76	56,040 2,148.18 29.63	57,798 2,215.60 30.56	59,917 2,296.80 31.68	62,111 2,380.90 32.84	63,416 2,430.93 33.53	
ADMIN OFFICER 2 AO2	58,839 2,255.48 31.11	61,070 2,341.03 32.29	63,132 2,420.05 33.38	65,496 2,510.68 34.63	67,993 2,606.38 35.95	70,508 2,702.80 37.28	71,945 2,757.90 38.04	
ADMIN OFFICER 3 XO3	62,092 2,380.18 32.83	64,342 2,466.45 34.02	66,669 2,555.63 35.25	69,127 2,649.88 36.55	71,908 2,756.45 38.02	74,707 2,863.75 39.50	77,525 2,971.78 40.99	79,094 3,031.95 41.82
ADMIN OFFICER 4 XO4	70,716 2,710.78 37.39	73,288 2,809.38 38.75	76,050 2,915.23 40.21	79,038 3,029.78 41.79	82,121 3,147.95 43.42	85,279 3,269.03 45.09	88,891 3,407.50 47.00	90,631 3,474.20 47.92
ASST MGR CLAIMS AMC	64,342 2,466.45 34.02	67,104 2,572.30 35.48	69,638 2,669.45 36.82	72,229 2,768.78 38.19	74,971 2,873.90 39.64	77,998 2,989.90 41.24	80,986 3,104.45 42.82	82,631 3,167.53 43.69
AUDIT ACCOUNTANT 1 AN1	57,382 2,199.65 30.34	59,576 2,283.75 31.50	61,770 2,367.85 32.66	64,021 2,454.13 33.85	66,385 2,544.75 35.10	68,825 2,638.28 36.39	70,243 2,692.65 37.14	
AUDIT ACCOUNTANT 2 AN2	67,444 2,585.35 35.66	69,960 2,681.78 36.99	72,645 2,784.73 38.41	75,444 2,892.03 39.89	78,319 3,002.23 41.41	81,383 3,119.68 43.03	83,010 3,182.03 43.89	
AUDIT MGR 1 AZ1	78,754 3,018.90 41.64	81,761 3,134.18 43.23	84,920 3,255.25 44.90	88,381 3,387.93 46.73	91,993 3,526.40 48.64	95,946 3,677.93 50.73	100,069 3,835.98 52.91	102,074 3,912.83 53.97

denotes 20 years


denotes 25 years

Alternate formats available.

Effective 2023 03 25 through 2023 10 06

AUDIT MGR 2	84,920	88,381	91,993	95,946	100,069	104,438	108,977	113,781	116,070	
AZ2	3,255.25	3,387.93	3,526.40	3,677.93	3,835.98	4,003.45	4,177.45	4,361.60	4,449.33	
	44.90	46.73	48.64	50.73	52.91	55.22	57.62	60.16	61.37	
AUDIT SPVR 1	58,423	60,597	62,924	65,326	67,766	70,414	74,234	77,165	80,210	81,818
AX1	2,239.53	2,322.90	2,412.08	2,504.15	2,597.68	2,699.18	2,845.63	2,958.00	3,074.73	3,136.35
	30.89	32.04	33.27	34.54	35.83	37.23	39.25	40.80	42.41	43.26
AUDIT SPVR 2	69,222	71,964	74,593	77,525	80,589	83,766	87,189	91,993	93,809	
AX2	2,653.50	2,758.63	2,859.40	2,971.78	3,089.23	3,211.03	3,342.25	3,526.40	3,596.00	
	36.60	38.05	39.44	40.99	42.61	44.29	46.10	48.64	49.60	
BUSINESS ANALYST 1	64,342	67,104	69,638	72,229	74,971	77,998	80,986	82,631		
BA1	2,466.45	2,572.30	2,669.45	2,768.78	2,873.90	2,989.90	3,104.45	3,167.53		
	34.02	35.48	36.82	38.19	39.64	41.24	42.82	43.69		
BUSINESS ANALYST 2	67,217	69,827	72,418	75,274	78,187	81,345	84,655	86,300		
BA2	2,576.65	2,676.70	2,776.03	2,885.50	2,997.15	3,118.23	3,245.10	3,308.18		
	35.54	36.92	38.29	39.80	41.34	43.01	44.76	45.63		
BUSINESS ANALYST 3	76,447	79,378	82,385	85,828	89,308	93,109	97,119	99,105		
BA3	2,930.45	3,042.83	3,158.10	3,290.05	3,423.45	3,569.18	3,722.88	3,799.00		
	40.42	41.97	43.56	45.38	47.22	49.23	51.35	52.40		
BUSINESS ANALYST 4	89,308	93,109	97,119	101,374	105,781	110,471	112,665			
BA4	3,423.45	3,569.18	3,722.88	3,886.00	4,054.93	4,234.73	4,318.83			
	47.22	49.23	51.35	53.60	55.93	58.41	59.57			
CONSULTANT SPEC ED	73,288	76,050	79,038	82,121	85,279	88,891	92,598	94,490		
CED	2,809.38	2,915.23	3,029.78	3,147.95	3,269.03	3,407.50	3,549.60	3,622.10		
	38.75	40.21	41.79	43.42	45.09	47.00	48.96	49.96		
CURRICULUM CONSULT	79,114	82,158	85,411	88,721	92,466	96,305	100,353	102,358		
CRC	3,032.68	3,149.40	3,274.10	3,400.98	3,544.53	3,691.70	3,846.85	3,923.70		
	41.83	43.44	45.16	46.91	48.89	50.92	53.06	54.12		
DEP COORD EMO	69,090	71,756	74,404	77,203	80,343	83,426	85,109			
DCM	2,648.43	2,750.65	2,852.15	2,959.45	3,079.80	3,197.98	3,262.50			
	36.53	37.94	39.34	40.82	42.48	44.11	45.00			


 denotes 20 years


 denotes 25 years

Alternate formats available.

Effective 2023 03 25 through 2023 10 06

ED ADMIN CONSULTANT	82,972	86,225	89,572	93,355	97,194	101,298	105,705	107,842	
EAC	3,180.58	3,305.28	3,433.60	3,578.60	3,725.78	3,883.10	4,052.03	4,133.95	
	43.87	45.59	47.36	49.36	51.39	53.56	55.89	57.02	
FINANCIAL OFFICER 1	54,583	56,512	58,498	60,673	62,943	65,250	66,498		
FI1	2,092.35	2,166.30	2,242.43	2,325.80	2,412.80	2,501.25	2,549.10		
	28.86	29.88	30.93	32.08	33.28	34.50	35.16		
FINANCIAL OFFICER 2	56,512	58,498	60,673	62,943	65,250	67,766	69,071		
FI2	2,166.30	2,242.43	2,325.80	2,412.80	2,501.25	2,597.68	2,647.70		
	29.88	30.93	32.08	33.28	34.50	35.83	36.52		
FINANCIAL OFFICER 3	64,115	66,271	68,787	71,340	74,026	76,938	78,470		
FI3	2,457.75	2,540.40	2,636.83	2,734.70	2,837.65	2,949.30	3,008.03		
	33.90	35.04	36.37	37.72	39.14	40.68	41.49		
FINANCIAL OFFICER 4	70,432	73,118	75,879	78,754	81,894	85,052	86,754		
FI4	2,699.90	2,802.85	2,908.70	3,018.90	3,139.25	3,260.33	3,325.58		
	37.24	38.66	40.12	41.64	43.30	44.97	45.87		
FINANCIAL OFFICER 5	73,288	76,031	79,057	82,121	85,411	88,891	93,771	95,662	
FI5	2,809.38	2,914.50	3,030.50	3,147.95	3,274.10	3,407.50	3,594.55	3,667.05	
	38.75	40.20	41.80	43.42	45.16	47.00	49.58	50.58	
INFO TECHNOLOGIST 1	53,184	54,621	57,628	59,028	60,635	62,262	63,926	65,610	66,934
IS1	2,038.70	2,093.80	2,209.08	2,262.73	2,324.35	2,386.70	2,450.50	2,515.03	2,565.78
	28.12	28.88	30.47	31.21	32.06	32.92	33.80	34.69	35.39
INFO TECHNOLOGIST 2	65,874	68,295	70,754	73,402	76,106	79,151	82,121	85,241	86,981
IS2	2,525.18	2,617.98	2,712.23	2,813.73	2,917.40	3,034.13	3,147.95	3,267.58	3,334.28
	34.83	36.11	37.41	38.81	40.24	41.85	43.42	45.07	45.99
INFO TECHNOLOGIST 3	72,040	74,782	77,808	80,702	83,690	86,924	90,348	93,809	95,719
IS3	2,761.53	2,866.65	2,982.65	3,093.58	3,208.13	3,332.10	3,463.33	3,596.00	3,669.23
	38.09	39.54	41.14	42.67	44.25	45.96	47.77	49.60	50.61
INFO TECHNOLOGIST 4	77,808	80,702	83,690	86,924	90,348	93,809	97,800	101,904	103,927
IS4	2,982.65	3,093.58	3,208.13	3,332.10	3,463.33	3,596.00	3,748.98	3,906.30	3,983.88
	41.14	42.67	44.25	45.96	47.77	49.60	51.71	53.88	54.95


 denotes 20 years


 denotes 25 years

Alternate formats available.

Effective 2023 03 25 through 2023 10 06

LIBRARY DIRECTOR 1	73,288	76,050	79,038	82,121	85,279	88,891	90,631				
LD1	2,809.38	2,915.23	3,029.78	3,147.95	3,269.03	3,407.50	3,474.20				
	38.75	40.21	41.79	43.42	45.09	47.00	47.92				
MANAGEMENT ANALYST 1	49,477	51,179	52,919	54,829	56,701	58,857	61,108	63,416	65,723	68,333	69,676
MB1	1,896.60	1,961.85	2,028.55	2,101.78	2,173.55	2,256.20	2,342.48	2,430.93	2,519.38	2,619.43	2,670.90
	26.16	27.06	27.98	28.99	29.98	31.12	32.31	33.53	34.75	36.13	36.84
MANAGEMENT ANALYST 2	67,217	69,827	72,418	75,274	78,187	81,345	84,655	86,300			
MB2	2,576.65	2,676.70	2,776.03	2,885.50	2,997.15	3,118.23	3,245.10	3,308.18			
	35.54	36.92	38.29	39.80	41.34	43.01	44.76	45.63			
MANAGEMENT ANALYST 3	76,447	79,378	82,385	85,828	89,308	93,109	97,119	99,105			
MB3	2,930.45	3,042.83	3,158.10	3,290.05	3,423.45	3,569.18	3,722.88	3,799.00			
	40.42	41.97	43.56	45.38	47.22	49.23	51.35	52.40			
PLANNING CONSULTANT	82,121	85,279	88,891	92,598	96,514	100,674	105,081	109,601	111,814		
PCO	3,147.95	3,269.03	3,407.50	3,549.60	3,699.68	3,859.18	4,028.10	4,201.38	4,286.20		
	43.42	45.09	47.00	48.96	51.03	53.23	55.56	57.95	59.12		
PRODUCTION SPVR	64,342	67,104	69,638	72,229	74,971	77,998	80,986	82,631			
PSH	2,466.45	2,572.30	2,669.45	2,768.78	2,873.90	2,989.90	3,104.45	3,167.53			
	34.02	35.48	36.82	38.19	39.64	41.24	42.82	43.69			
PROGRAM COORD EDUC	84,598	87,851	91,558	95,379	99,407	103,701	108,240	112,911	115,200		
PCD	3,242.93	3,367.63	3,509.73	3,656.18	3,810.60	3,975.18	4,149.18	4,328.25	4,415.98		
	44.73	46.45	48.41	50.43	52.56	54.83	57.23	59.70	60.91		
PURCHASING AGENT 1	49,496	51,217	52,919	54,791	56,683	58,801	59,973				
PA1	1,897.33	1,963.30	2,028.55	2,100.33	2,172.83	2,254.03	2,298.98				
	26.17	27.08	27.98	28.97	29.97	31.09	31.71				
PURCHASING AGENT 2	61,070	63,132	65,496	67,993	70,508	73,213	74,707				
PA2	2,341.03	2,420.05	2,510.68	2,606.38	2,702.80	2,806.48	2,863.75				
	32.29	33.38	34.63	35.95	37.28	38.71	39.50				
PURCHASING AGENT 3	65,496	67,993	70,508	73,213	76,031	79,038	80,608				
PA3	2,510.68	2,606.38	2,702.80	2,806.48	2,914.50	3,029.78	3,089.95				
	34.63	35.95	37.28	38.71	40.20	41.79	42.62				

 denotes 20 years

 denotes 25 years

Alternate formats available.

Effective 2023 03 25 through 2023 10 06

REGIONAL COORD CDS	76,050	79,038	82,121	85,279	88,891	92,598	96,514	98,443	
RCD	2,915.23	3,029.78	3,147.95	3,269.03	3,407.50	3,549.60	3,699.68	3,773.63	
	40.21	41.79	43.42	45.09	47.00	48.96	51.03	52.05	
SECRETARY MHSC	68,201	70,716	73,288	76,050	79,038	82,121	85,279	88,891	90,631
SMH	2,614.35	2,710.78	2,809.38	2,915.23	3,029.78	3,147.95	3,269.03	3,407.50	3,474.20
	36.06	37.39	38.75	40.21	41.79	43.42	45.09	47.00	47.92
SECRETARY MUN BD	76,050	79,038	82,121	85,279	88,891	92,598	96,514	98,443	
SMB	2,915.23	3,029.78	3,147.95	3,269.03	3,407.50	3,549.60	3,699.68	3,773.63	
	40.21	41.79	43.42	45.09	47.00	48.96	51.03	52.05	
SR CONSUL INSTR P&E	73,288	76,050	79,038	82,121	85,279	88,891	92,598	94,490	
SCE	2,809.38	2,915.23	3,029.78	3,147.95	3,269.03	3,407.50	3,549.60	3,622.10	
	38.75	40.21	41.79	43.42	45.09	47.00	48.96	49.96	
STUDENT AUDITOR 1	33,741	34,762	35,689	36,786	37,826	39,169	39,869		
SA1	1,293.40	1,332.55	1,368.08	1,410.13	1,450.00	1,501.48	1,528.30		
	17.84	18.38	18.87	19.45	20.00	20.71	21.08		
STUDENT AUDITOR 2	43,387	44,673	46,148	47,737	49,155	50,971	52,011		
SA2	1,663.15	1,712.45	1,769.00	1,829.90	1,884.28	1,953.88	1,993.75		
	22.94	23.62	24.40	25.24	25.99	26.95	27.50		
STUDENT AUDITOR 3	46,148	47,737	49,155	50,971	52,767	54,489	55,604		
SA3	1,769.00	1,829.90	1,884.28	1,953.88	2,022.75	2,088.73	2,131.50		
	24.40	25.24	25.99	26.95	27.90	28.81	29.40		
STUDENT AUDITOR 4	52,767	54,489	56,456	58,385	60,560	62,867	64,115		
SA4	2,022.75	2,088.73	2,164.13	2,238.08	2,321.45	2,409.90	2,457.75		
	27.90	28.81	29.85	30.87	32.02	33.24	33.90		
SYSTEMS ANALYST 1	50,233	52,030	53,846	55,718	57,798	59,917	61,146		
SL1	1,925.60	1,994.48	2,064.08	2,135.85	2,215.60	2,296.80	2,343.93		
	26.56	27.51	28.47	29.46	30.56	31.68	32.33		
SYSTEMS ANALYST 2	53,846	55,718	57,798	59,917	62,111	64,494	65,837		
SL2	2,064.08	2,135.85	2,215.60	2,296.80	2,380.90	2,472.25	2,523.73		
	28.47	29.46	30.56	31.68	32.84	34.10	34.81		


 denotes 20 years


 denotes 25 years

Alternate formats available.

Effective 2023 03 25 through 2023 10 06

SYSTEMS ANALYST 3	58,839	61,070	63,132	65,496	67,993	70,508	71,945	
SL3	2,255.48	2,341.03	2,420.05	2,510.68	2,606.38	2,702.80	2,757.90	
	31.11	32.29	33.38	34.63	35.95	37.28	38.04	
TAX AUDIT SPVR	91,558	95,417	99,426	103,701	108,296	112,930	115,218	
TXS	3,509.73	3,657.63	3,811.33	3,975.18	4,151.35	4,328.98	4,416.70	
	48.41	50.45	52.57	54.83	57.26	59.71	60.92	
TAX AUDITOR 1	67,539	70,073	72,683	75,520	78,470	81,440	83,085	
TX1	2,588.98	2,686.13	2,786.18	2,894.93	3,008.03	3,121.85	3,184.93	
	35.71	37.05	38.43	39.93	41.49	43.06	43.93	
TAX AUDITOR 2	77,090	79,889	83,028	86,281	89,629	93,393	95,246	
TX2	2,955.10	3,062.40	3,182.75	3,307.45	3,435.78	3,580.05	3,651.10	
	40.76	42.24	43.90	45.62	47.39	49.38	50.36	
TAX AUDITOR 3	83,028	86,281	89,629	93,393	97,289	101,393	103,455	
TX3	3,182.75	3,307.45	3,435.78	3,580.05	3,729.40	3,886.73	3,965.75	
	43.90	45.62	47.39	49.38	51.44	53.61	54.70	
TAX AUDITOR 4	87,114	90,424	94,187	98,140	102,282	106,727	108,826	
TX4	3,339.35	3,466.23	3,610.50	3,762.03	3,920.80	4,091.18	4,171.65	
	46.06	47.81	49.80	51.89	54.08	56.43	57.54	
TRAINING DEVT OFFICER	67,104	69,638	72,229	74,971	77,998	80,986	84,277	85,979
TDO	2,572.30	2,669.45	2,768.78	2,873.90	2,989.90	3,104.45	3,230.60	3,295.85
	35.48	36.82	38.19	39.64	41.24	42.82	44.56	45.46

 denotes 20 years

 denotes 25 years