

Alternate formats available.

LEGAL COMPONENT YEAR 1 SALARY SCHEDULE

Effective 2023 03 25 through 2023 10 06

APPRENTICESHIP TRAINING (58,857	61,014	63,302	65,591	68,125	70,546	72,702	74,858	76,352
ATC	2,256.20	2,338.85	2,426.58	2,514.30	2,611.45	2,704.25	2,786.90	2,869.55	2,926.83
	31.12	32.26	33.47	34.68	36.02	37.30	38.44	39.58	40.37
ASSESSMENT OFF 1	42,290	43,538	45,108	46,602	48,134	49,741	50,725		
AS1	1,621.10	1,668.95	1,729.13	1,786.40	1,845.13	1,906.75	1,944.45		
	22.36	23.02	23.85	24.64	25.45	26.30	26.82		
ASSESSMENT OFF 2	49,420	50,876	52,692	54,602	56,418	58,423	59,633		
AS2	1,894.43	1,950.25	2,019.85	2,093.08	2,162.68	2,239.53	2,285.93		
	26.13	26.90	27.86	28.87	29.83	30.89	31.53		
ASSESSMENT OFF 3	57,382	59,425	61,657	63,926	66,215	68,749	70,187		
AS3	2,199.65	2,277.95	2,363.50	2,450.50	2,538.23	2,635.38	2,690.48		
	30.34	31.42	32.60	33.80	35.01	36.35	37.11		
ASSESSMENT OFF 4	65,042	67,312	69,808	72,418	75,180	78,073	79,681		
AS4	2,493.28	2,580.28	2,675.98	2,776.03	2,881.88	2,992.80	3,054.43		
	34.39	35.59	36.91	38.29	39.75	41.28	42.13		
ASSESSMENT OFF 5	71,510	74,253	77,014	79,927	83,142	86,338	89,818	91,615	
AS5	2,741.23	2,846.35	2,952.20	3,063.85	3,187.10	3,309.63	3,443.03	3,511.90	
	37.81	39.26	40.72	42.26	43.96	45.65	47.49	48.44	
ASST DIST REGISTRAR	54,791	56,683	58,801	61,051	63,283	65,572	66,896		
ADR	2,100.33	2,172.83	2,254.03	2,340.30	2,425.85	2,513.58	2,564.33		
	28.97	29.97	31.09	32.28	33.46	34.67	35.37		
ASST DIST REGISTRAR 2	54,791	56,683	58,801	61,051	63,283	65,572	67,993	69,317	
ADS	2,100.33	2,172.83	2,254.03	2,340.30	2,425.85	2,513.58	2,606.38	2,657.13	
	28.97	29.97	31.09	32.28	33.46	34.67	35.95	36.65	


denotes 20 years


denotes 25 years

Alternate formats available.

Effective 2023 03 25 through 2023 10 06

ASST FIRE COMMISNR 1	53,297	55,207	57,155	59,293	61,430	63,699	65,610	67,558	68,919
AF1	2,043.05	2,116.28	2,190.95	2,272.88	2,354.80	2,441.80	2,515.03	2,589.70	2,641.90
	28.18	29.19	30.22	31.35	32.48	33.68	34.69	35.72	36.44
ASST FIRE COMMISNR 2	58,839	61,051	63,302	65,610	68,144	70,546	72,702	74,858	76,352
AF2	2,255.48	2,340.30	2,426.58	2,515.03	2,612.18	2,704.25	2,786.90	2,869.55	2,926.83
	31.11	32.28	33.47	34.69	36.03	37.30	38.44	39.58	40.37
ASST FIRE COMMISNR 3	64,418	66,631	69,127	71,756	74,461	77,336	79,662	82,083	83,747
AF3	2,469.35	2,554.18	2,649.88	2,750.65	2,854.33	2,964.53	3,053.70	3,146.50	3,210.30
	34.06	35.23	36.55	37.94	39.37	40.89	42.12	43.40	44.28
CH INSPECTION SERV	76,050	79,038	82,121	85,279	88,891	92,598	96,514	98,443	
CIS	2,915.23	3,029.78	3,147.95	3,269.03	3,407.50	3,549.60	3,699.68	3,773.63	
	40.21	41.79	43.42	45.09	47.00	48.96	51.03	52.05	
CLERK OF COURT 1	45,770	47,094	48,399	49,760	51,179	52,654	53,732		
CC1	1,754.50	1,805.25	1,855.28	1,907.48	1,961.85	2,018.40	2,059.73		
	24.20	24.90	25.59	26.31	27.06	27.84	28.41		
CLERK OF COURT 2	47,699	49,193	50,990	52,749	54,507	56,437	57,553		
CC2	1,828.45	1,885.73	1,954.60	2,022.03	2,089.45	2,163.40	2,206.18		
	25.22	26.01	26.96	27.89	28.82	29.84	30.43		
CLERK OF COURT 3	50,139	51,746	53,600	55,472	57,382	59,520	60,730		
CC3	1,921.98	1,983.60	2,054.65	2,126.43	2,199.65	2,281.58	2,327.98		
	26.51	27.36	28.34	29.33	30.34	31.47	32.11		
CLERK OF COURT 4	53,600	55,472	57,382	59,520	61,732	63,983	65,307		
CC4	2,054.65	2,126.43	2,199.65	2,281.58	2,366.40	2,452.68	2,503.43		
	28.34	29.33	30.34	31.47	32.64	33.83	34.53		
CLERK OF COURT 5	60,597	62,905	65,042	67,463	70,016	72,626	74,101		
CC5	2,322.90	2,411.35	2,493.28	2,586.08	2,683.95	2,784.00	2,840.55		
	32.04	33.26	34.39	35.67	37.02	38.40	39.18		


 denotes 20 years


 denotes 25 years

Alternate formats available.

Effective 2023 03 25 through 2023 10 06

COMPLIANCE OFF 1	47,774	49,496	51,217	52,919	54,791	56,683	57,817	
CI1	1,831.35	1,897.33	1,963.30	2,028.55	2,100.33	2,172.83	2,216.33	
	25.26	26.17	27.08	27.98	28.97	29.97	30.57	
COMPLIANCE OFF 2	52,030	53,846	55,718	57,798	59,917	62,111	63,416	
CI2	1,994.48	2,064.08	2,135.85	2,215.60	2,296.80	2,380.90	2,430.93	
	27.51	28.47	29.46	30.56	31.68	32.84	33.53	
COMPLIANCE OFF 3	59,879	62,092	64,342	66,669	69,127	71,908	73,326	
CI3	2,295.35	2,380.18	2,466.45	2,555.63	2,649.88	2,756.45	2,810.83	
	31.66	32.83	34.02	35.25	36.55	38.02	38.77	
CONSUMER SERV OFF 1	58,366	60,560	62,886	65,193	67,520	70,224	71,605	
FC1	2,237.35	2,321.45	2,410.63	2,499.08	2,588.25	2,691.93	2,744.85	
	30.86	32.02	33.25	34.47	35.70	37.13	37.86	
CONSUMER SERV OFF 2	66,234	68,654	71,208	74,064	76,957	79,889	81,459	
FC2	2,538.95	2,631.75	2,729.63	2,839.10	2,950.03	3,062.40	3,122.58	
	35.02	36.30	37.65	39.16	40.69	42.24	43.07	
CONSUMER SERV OFF 3	72,853	75,482	78,319	81,383	84,598	87,832	91,558	93,355
FC3	2,792.70	2,893.48	3,002.23	3,119.68	3,242.93	3,366.90	3,509.73	3,578.60
	38.52	39.91	41.41	43.03	44.73	46.44	48.41	49.36
CONSUMER SERV OFF 4	78,319	81,383	84,598	87,832	91,558	95,379	99,445	101,393
FC4	3,002.23	3,119.68	3,242.93	3,366.90	3,509.73	3,656.18	3,812.05	3,886.73
	41.41	43.03	44.73	46.44	48.41	50.43	52.58	53.61
COURT COMMUN 1	46,299	47,774	49,496	51,217	52,919	54,791	55,888	
CM1	1,774.80	1,831.35	1,897.33	1,963.30	2,028.55	2,100.33	2,142.38	
	24.48	25.26	26.17	27.08	27.98	28.97	29.55	
COURT COMMUN 2	49,496	51,217	52,919	54,791	56,683	58,801	59,973	
CM2	1,897.33	1,963.30	2,028.55	2,100.33	2,172.83	2,254.03	2,298.98	
	26.17	27.08	27.98	28.97	29.97	31.09	31.71	


 denotes 20 years


 denotes 25 years

Alternate formats available.

Effective 2023 03 25 through 2023 10 06

COURT REPORTER 1 CR1	43,727 1,676.20 23.12	45,127 1,729.85 23.86	46,659 1,788.58 24.67	47,604 1,824.83 25.17					
COURT REPORTER 2 CR2	56,758 2,175.73 30.01	58,460 2,240.98 30.91	60,068 2,302.60 31.76	62,111 2,380.90 32.84	63,926 2,450.50 33.80	65,950 2,528.08 34.87	67,255 2,578.10 35.56		
COURT REPORTER 3 CR3	58,839 2,255.48 31.11	61,070 2,341.03 32.29	63,132 2,420.05 33.38	65,496 2,510.68 34.63	67,993 2,606.38 35.95	70,508 2,702.80 37.28	71,945 2,757.90 38.04		
COURT USHER CUS	33,684 1,291.23 17.81	34,743 1,331.83 18.37	35,689 1,368.08 18.87	36,729 1,407.95 19.42	37,959 1,455.08 20.07	39,169 1,501.48 20.71	39,869 1,528.30 21.08		
DIV SPVR DEPT LABOUR DLS	69,827 2,676.70 36.92	72,418 2,776.03 38.29	75,180 2,881.88 39.75	78,092 2,993.53 41.29	81,080 3,108.08 42.87	84,258 3,229.88 44.55	85,960 3,295.13 45.45		
DOCUMENT EXAMINER DEX	51,217 1,963.30 27.08	52,919 2,028.55 27.98	54,791 2,100.33 28.97	56,683 2,172.83 29.97	58,801 2,254.03 31.09	61,051 2,340.30 32.28	62,224 2,385.25 32.90		
EMPLOY STAND OFF 1 EP1	52,030 1,994.48 27.51	53,846 2,064.08 28.47	55,718 2,135.85 29.46	57,798 2,215.60 30.56	59,917 2,296.80 31.68	62,111 2,380.90 32.84	63,416 2,430.93 33.53		
EMPLOY STAND OFF 2 EP2	57,344 2,198.20 30.32	59,501 2,280.85 31.46	61,657 2,363.50 32.60	63,983 2,452.68 33.83	66,366 2,544.03 35.09	68,787 2,636.83 36.37	70,811 2,714.40 37.44	72,948 2,796.33 38.57	74,423 2,852.88 39.35
EMPLOY STAND OFF 3 EP3	62,886 2,410.63 33.25	64,985 2,491.10 34.36	67,406 2,583.90 35.64	69,903 2,679.60 36.96	72,588 2,782.55 38.38	75,388 2,889.85 39.86	77,695 2,978.30 41.08	80,002 3,066.75 42.30	81,572 3,126.93 43.13


 denotes 20 years


 denotes 25 years

Alternate formats available.

Effective 2023 03 25 through 2023 10 06

ESTATES OFFICER 1	47,245	48,701	50,403	52,238	53,978	55,926	57,099		
ES1	1,811.05	1,866.88	1,932.13	2,002.45	2,069.15	2,143.83	2,188.78		
	24.98	25.75	26.65	27.62	28.54	29.57	30.19		
ESTATES OFFICER 2	53,032	54,980	56,872	58,933	61,146	63,359	64,607		
ES2	2,032.90	2,107.58	2,180.08	2,259.10	2,343.93	2,428.75	2,476.60		
	28.04	29.07	30.07	31.16	32.33	33.50	34.16		
ESTATES OFFICER 3	59,973	62,224	64,399	66,820	69,298	71,908	73,326		
ES3	2,298.98	2,385.25	2,468.63	2,561.43	2,656.40	2,756.45	2,810.83		
	31.71	32.90	34.05	35.33	36.64	38.02	38.77		
ESTATES OFFICER 4	65,628	68,068	70,527	73,326	76,220	79,094	80,664		
ES4	2,515.75	2,609.28	2,703.53	2,810.83	2,921.75	3,031.95	3,092.13		
	34.70	35.99	37.29	38.77	40.30	41.82	42.65		
HUMAN RIGHTS OFF 1	56,683	58,801	61,051	63,283	65,572	68,182	69,524		
HO1	2,172.83	2,254.03	2,340.30	2,425.85	2,513.58	2,613.63	2,665.10		
	29.97	31.09	32.28	33.46	34.67	36.05	36.76		
HUMAN RIGHTS OFF 2	64,342	66,669	69,127	71,908	74,707	77,525	79,094		
HO2	2,466.45	2,555.63	2,649.88	2,756.45	2,863.75	2,971.78	3,031.95		
	34.02	35.25	36.55	38.02	39.50	40.99	41.82		
INSP MECH, CODES & STAND	70,393	72,856	75,569	78,407	81,371	84,501	87,068	89,698	91,513
IMS	2,698.40	2,792.80	2,896.80	3,005.60	3,119.20	3,239.20	3,337.60	3,438.40	3,508.00
	33.73	34.91	36.21	37.57	38.99	40.49	41.72	42.98	43.85
MINES INSPECTOR 3	62,886	65,231	67,539	69,997	72,645	75,482	77,014		
MI3	2,410.63	2,500.53	2,588.98	2,683.23	2,784.73	2,893.48	2,952.20		
	33.25	34.49	35.71	37.01	38.41	39.91	40.72		
MINES INSPECTOR 4	68,787	71,340	74,026	76,938	79,851	82,972	85,449	88,040	89,761
MI4	2,636.83	2,734.70	2,837.65	2,949.30	3,060.95	3,180.58	3,275.55	3,374.88	3,440.85
	36.37	37.72	39.14	40.68	42.22	43.87	45.18	46.55	47.46

 denotes 20 years


 denotes 25 years

Alternate formats available.

Effective 2023 03 25 through 2023 10 06

MINES INSPECTOR 5	70,432	73,118	75,879	78,754	81,894	85,052	88,457	91,218	93,015
MI5	2,699.90	2,802.85	2,908.70	3,018.90	3,139.25	3,260.33	3,390.83	3,496.68	3,565.55
	37.24	38.66	40.12	41.64	43.30	44.97	46.77	48.23	49.18
MOTOR CARRIER ENFORCEM	52,030	53,846	55,718	57,363	59,066	60,257			
MC1	1,994.48	2,064.08	2,135.85	2,198.93	2,264.18	2,309.85			
	27.51	28.47	29.46	30.33	31.23	31.86			
MOTOR CARRIER ENFORCEM	62,092	64,342	66,669	69,127	71,908	74,707	77,525	79,094	
MC2	2,380.18	2,466.45	2,555.63	2,649.88	2,756.45	2,863.75	2,971.78	3,031.95	
	32.83	34.02	35.25	36.55	38.02	39.50	40.99	41.82	
MOTOR CARRIER ENFORCEM	66,820	69,127	71,908	74,707	77,525	79,851	82,196	84,693	86,319
MC3	2,561.43	2,649.88	2,756.45	2,863.75	2,971.78	3,060.95	3,150.85	3,246.55	3,308.90
	35.33	36.55	38.02	39.50	40.99	42.22	43.46	44.78	45.64
PROPERTY APPRAIS 1	41,647	42,895	44,389	45,883	47,377	48,966	49,968		
PS1	1,596.45	1,644.30	1,701.58	1,758.85	1,816.13	1,877.03	1,915.45		
	22.02	22.68	23.47	24.26	25.05	25.89	26.42		
PROPERTY APPRAIS 2	56,512	58,498	60,673	62,943	65,250	67,766	69,071		
PS2	2,166.30	2,242.43	2,325.80	2,412.80	2,501.25	2,597.68	2,647.70		
	29.88	30.93	32.08	33.28	34.50	35.83	36.52		
PROPERTY APPRAIS 3	65,950	68,220	70,735	73,383	76,163	79,114	80,683		
PS3	2,528.08	2,615.08	2,711.50	2,813.00	2,919.58	3,032.68	3,092.85		
	34.87	36.07	37.40	38.80	40.27	41.83	42.66		
PROPERTY APPRAIS 4	73,780	76,655	79,435	82,442	85,809	89,081	92,693	94,565	
PS4	2,828.23	2,938.43	3,045.00	3,160.28	3,289.33	3,414.75	3,553.23	3,625.00	
	39.01	40.53	42.00	43.59	45.37	47.10	49.01	50.00	
PROPERTY APPRAIS 5	83,690	86,944	90,367	93,809	97,781	101,866	106,159	108,315	
PS5	3,208.13	3,332.83	3,464.05	3,596.00	3,748.25	3,904.85	4,069.43	4,152.08	
	44.25	45.97	47.78	49.60	51.70	53.86	56.13	57.27	


 denotes 20 years


 denotes 25 years

Alternate formats available.

Effective 2023 03 25 through 2023 10 06

RESOURCE OFFICER 1 RO1	43,617 1,672.00 20.90	44,849 1,719.20 21.49	46,143 1,768.80 22.11	47,103 1,805.60 22.57					
RESOURCE OFFICER 2 RO2	44,870 1,720.00 21.50	46,184 1,770.40 22.13	47,708 1,828.80 22.86	49,315 1,890.40 23.63	50,797 1,947.20 24.34	51,861 1,988.00 24.85			
RESOURCE OFFICER 3 RO3	63,757 2,444.00 30.55	65,698 2,518.40 31.48	67,910 2,603.20 32.54	70,602 2,706.40 33.83	73,002 2,798.40 34.98	75,694 2,901.60 36.27	77,197 2,959.20 36.99		
RESOURCE OFFICER 4 RO4	70,602 2,706.40 33.83	73,002 2,798.40 34.98	75,694 2,901.60 36.27	78,365 3,004.00 37.55	81,204 3,112.80 38.91	84,167 3,226.40 40.33	85,899 3,292.80 41.16		
RESOURCE OFFICER 5 RO5	81,308 3,116.80 38.96	84,292 3,231.20 40.39	87,548 3,356.00 41.95	90,971 3,487.20 43.59	94,435 3,620.00 45.25	98,108 3,760.80 47.01	100,070 3,836.00 47.95		
SAFETY HEALTH OFF 1 SI1	57,412 2,200.80 27.51	59,416 2,277.60 28.47	61,482 2,356.80 29.46	63,297 2,426.40 30.33	65,176 2,498.40 31.23	66,491 2,548.80 31.86			
SAFETY HEALTH OFF 2 SI2	63,777 2,444.80 30.56	66,115 2,534.40 31.68	68,536 2,627.20 32.84	71,165 2,728.00 34.10	73,732 2,826.40 35.33	76,278 2,924.00 36.55	78,658 3,015.20 37.69	81,037 3,106.40 38.83	82,644 3,168.00 39.60
SAFETY HEALTH OFF 3 SI3	67,388 2,583.20 32.29	69,663 2,670.40 33.38	72,271 2,770.40 34.63	75,026 2,876.00 35.95	77,802 2,982.40 37.28	80,786 3,096.80 38.71	83,249 3,191.20 39.89	85,795 3,288.80 41.11	87,485 3,353.60 41.92
SAFETY HEALTH OFF 4 SI4	71,165 2,728.00 34.10	73,732 2,826.40 35.33	76,278 2,924.00 36.55	79,346 3,041.60 38.02	82,435 3,160.00 39.50	85,544 3,279.20 40.99	88,111 3,377.60 42.22	90,699 3,476.80 43.46	92,557 3,548.00 44.35

 denotes 20 years


 denotes 25 years

Alternate formats available.

Effective 2023 03 25 through 2023 10 06

SHERIFF 1	56,853	58,857	60,900	63,132	65,458	67,936	69,978	71,340
SH1	2,179.35	2,256.20	2,334.50	2,420.05	2,509.23	2,604.20	2,682.50	2,734.70
	30.06	31.12	32.20	33.38	34.61	35.92	37.00	37.72
SHERIFF 2	59,103	61,373	63,624	65,969	68,409	70,886	73,004	74,480
SH2	2,265.63	2,352.63	2,438.90	2,528.80	2,622.33	2,717.30	2,798.50	2,855.05
	31.25	32.45	33.64	34.88	36.17	37.48	38.60	39.38
SHERIFF 3	63,624	65,969	68,409	70,886	73,383	76,314	78,584	80,135
SH3	2,438.90	2,528.80	2,622.33	2,717.30	2,813.00	2,925.38	3,012.38	3,071.83
	33.64	34.88	36.17	37.48	38.80	40.35	41.55	42.37
SHERIFFS OFFICER 1	45,543	47,113	48,644	50,082	51,122			
SO1	1,745.80	1,805.98	1,864.70	1,919.80	1,959.68			
	24.08	24.91	25.72	26.48	27.03			
SHERIFFS OFFICER 2	48,531	50,101	51,690	53,524	55,340	57,269	58,990	60,163
SO2	1,860.35	1,920.53	1,981.43	2,051.75	2,121.35	2,195.30	2,261.28	2,306.23
	25.66	26.49	27.33	28.30	29.26	30.28	31.19	31.81
SHERIFFS OFFICER 3	53,524	55,340	57,269	59,330	61,373	63,643	65,591	66,858
SO3	2,051.75	2,121.35	2,195.30	2,274.33	2,352.63	2,439.63	2,514.30	2,562.88
	28.30	29.26	30.28	31.37	32.45	33.65	34.68	35.35
SHERIFFS OFFICER 4	56,247	58,214	60,333	62,489	64,815	67,274	69,260	70,621
SO4	2,156.15	2,231.55	2,312.75	2,395.40	2,484.58	2,578.83	2,654.95	2,707.15
	29.74	30.78	31.90	33.04	34.27	35.57	36.62	37.34
SURVEY EXAMINER 4	61,694	64,021	66,234	68,654	71,246	74,083	75,558	
SE4	2,364.95	2,454.13	2,538.95	2,631.75	2,731.08	2,839.83	2,896.38	
	32.62	33.85	35.02	36.30	37.67	39.17	39.95	

 denotes 20 years

 denotes 25 years