

Alternate formats available.

ADMIN COMPONENT YEAR 2 SALARY SCHEDULE

Effective 2024 03 23 through 2025 03 21

ADMIN ANALYST AAN	66,120 2,534.60 34.96	68,957 2,643.35 36.46	71,548 2,742.68 37.83	74,215 2,844.90 39.24	77,033 2,952.93 40.73	80,135 3,071.83 42.37	83,218 3,190.00 44.00	85,298 3,269.75 45.10	87,019 3,335.73 46.01	88,759 3,402.43 46.93
ADMIN OFFICER 1 AO1	54,356 2,083.65 28.74	55,888 2,142.38 29.55	57,571 2,206.90 30.44	59,387 2,276.50 31.40	61,562 2,359.88 32.55	63,813 2,446.15 33.74	65,420 2,507.78 34.59	66,801 2,560.70 35.32	68,144 2,612.18 36.03	
ADMIN OFFICER 2 AO2	60,465 2,317.83 31.97	62,754 2,405.55 33.18	64,872 2,486.75 34.30	67,293 2,579.55 35.58	69,865 2,678.15 36.94	72,456 2,777.48 38.31	74,253 2,846.35 39.26	75,766 2,904.35 40.06	77,279 2,962.35 40.86	
ADMIN OFFICER 3 XO3	63,794 2,445.43 33.73	66,120 2,534.60 34.96	68,503 2,625.95 36.22	71,038 2,723.10 37.56	73,894 2,832.58 39.07	76,768 2,942.78 40.59	79,662 3,053.70 42.12	81,648 3,129.83 43.17	83,312 3,193.63 44.05	84,977 3,257.43 44.93
ADMIN OFFICER 4 XO4	72,664 2,785.45 38.42	75,312 2,886.95 39.82	78,149 2,995.70 41.32	81,213 3,113.15 42.94	84,371 3,234.23 44.61	87,624 3,358.93 46.33	91,331 3,501.03 48.29	93,620 3,588.75 49.50	95,454 3,659.08 50.47	97,365 3,732.30 51.48
ASST MGR CLAIMS AMC	66,120 2,534.60 34.96	68,957 2,643.35 36.46	71,548 2,742.68 37.83	74,215 2,844.90 39.24	77,033 2,952.93 40.73	80,135 3,071.83 42.37	83,218 3,190.00 44.00	85,298 3,269.75 45.10	87,019 3,335.73 46.01	88,759 3,402.43 46.93
AUDIT ACCOUNTANT 1 AN1	60,730 2,327.98 32.11	63,056 2,417.15 33.34	65,383 2,506.33 34.57	67,747 2,596.95 35.82	70,262 2,693.38 37.15	72,834 2,791.98 38.51	74,669 2,862.30 39.48	76,201 2,921.03 40.29	77,733 2,979.75 41.10	
AUDIT ACCOUNTANT 2 AN2	71,378 2,736.15 37.74	74,045 2,838.38 39.15	76,882 2,947.13 40.65	79,851 3,060.95 42.22	82,896 3,177.68 43.83	86,130 3,301.65 45.54	88,286 3,384.30 46.68	90,064 3,452.45 47.62	91,842 3,520.60 48.56	
AUDIT MGR 1 AZ1	80,929 3,102.28 42.79	84,012 3,220.45 44.42	87,246 3,344.43 46.13	90,821 3,481.45 48.02	94,528 3,623.55 49.98	98,594 3,779.43 52.13	102,831 3,941.83 54.37	105,384 4,039.70 55.72	107,502 4,120.90 56.84	109,658 4,203.55 57.98


denotes 20 years


denotes 25 years

Alternate formats available.

Effective 2024 03 23 through 2025 03 21

AUDIT MGR 2	87,246	90,821	94,528	98,594	102,831	107,313	111,965	116,902	119,833	122,235	124,675	
AZ2	3,344.43	3,481.45	3,623.55	3,779.43	3,941.83	4,113.65	4,292.00	4,481.23	4,593.60	4,685.68	4,779.20	
	46.13	48.02	49.98	52.13	54.37	56.74	59.20	61.81	63.36	64.63	65.92	
AUDIT SPVR 1	60,030	62,262	64,645	67,123	69,638	72,343	76,277	79,284	82,423	84,485	86,168	87,889
AX1	2,301.15	2,386.70	2,478.05	2,573.03	2,669.45	2,773.13	2,923.93	3,039.20	3,159.55	3,238.58	3,303.10	3,369.08
	31.74	32.92	34.18	35.49	36.82	38.25	40.33	41.92	43.58	44.67	45.56	46.47
AUDIT SPVR 2	71,132	73,950	76,636	79,662	82,801	86,074	89,591	94,528	96,892	98,802	100,769	
AX2	2,726.73	2,834.75	2,937.70	3,053.70	3,174.05	3,299.48	3,434.33	3,623.55	3,714.18	3,787.40	3,862.80	
	37.61	39.10	40.52	42.12	43.78	45.51	47.37	49.98	51.23	52.24	53.28	
BUSINESS ANALYST 1	66,120	68,957	71,548	74,215	77,033	80,135	83,218	85,298	87,019	88,759		
BA1	2,534.60	2,643.35	2,742.68	2,844.90	2,952.93	3,071.83	3,190.00	3,269.75	3,335.73	3,402.43		
	34.96	36.46	37.83	39.24	40.73	42.37	44.00	45.10	46.01	46.93		
BUSINESS ANALYST 2	69,071	71,756	74,404	77,336	80,343	83,577	86,981	89,156	90,896	92,712		
BA2	2,647.70	2,750.65	2,852.15	2,964.53	3,079.80	3,203.78	3,334.28	3,417.65	3,484.35	3,553.95		
	36.52	37.94	39.34	40.89	42.48	44.19	45.99	47.14	48.06	49.02		
BUSINESS ANALYST 3	78,546	81,553	84,655	88,192	91,766	95,662	99,785	102,282	104,381	106,462		
BA3	3,010.93	3,126.20	3,245.10	3,380.68	3,517.70	3,667.05	3,825.10	3,920.80	4,001.28	4,081.03		
	41.53	43.12	44.76	46.63	48.52	50.58	52.76	54.08	55.19	56.29		
BUSINESS ANALYST 4	91,766	95,662	99,785	104,154	108,694	113,516	116,353	118,661	121,025			
BA4	3,517.70	3,667.05	3,825.10	3,992.58	4,166.58	4,351.45	4,460.20	4,548.65	4,639.28			
	48.52	50.58	52.76	55.07	57.47	60.02	61.52	62.74	63.99			
CONSULTANT SPEC ED	75,312	78,149	81,213	84,371	87,624	91,331	95,152	97,516	99,521	101,507		
CED	2,886.95	2,995.70	3,113.15	3,234.23	3,358.93	3,501.03	3,647.48	3,738.10	3,814.95	3,891.08		
	39.82	41.32	42.94	44.61	46.33	48.29	50.31	51.56	52.62	53.67		
CURRICULUM CONSULT	82,915	86,092	89,516	92,977	96,892	100,939	105,176	107,824	109,961	112,155		
CRC	3,178.40	3,300.20	3,431.43	3,564.10	3,714.18	3,869.33	4,031.73	4,133.23	4,215.15	4,299.25		
	43.84	45.52	47.33	49.16	51.23	53.37	55.61	57.01	58.14	59.30		
DEP COORD EMO	70,981	73,723	76,447	79,321	82,556	85,714	87,851	89,648	91,445			
DCM	2,720.93	2,826.05	2,930.45	3,040.65	3,164.63	3,285.70	3,367.63	3,436.50	3,505.38			
	37.53	38.98	40.42	41.94	43.65	45.32	46.45	47.40	48.35			


 denotes 20 years


 denotes 25 years

Alternate formats available.

Effective 2024 03 23 through 2025 03 21

ED ADMIN CONSULTANT	85,260	88,589	92,031	95,927	99,861	104,079	108,618	111,341	113,592	115,861	
EAC	3,268.30	3,395.90	3,527.85	3,677.20	3,828.00	3,989.68	4,163.68	4,268.08	4,354.35	4,441.35	
	45.08	46.84	48.66	50.72	52.80	55.03	57.43	58.87	60.06	61.26	
FINANCIAL OFFICER 1	57,193	59,217	61,316	63,586	65,969	68,390	70,092	71,435	72,872		
FI1	2,192.40	2,269.98	2,350.45	2,437.45	2,528.80	2,621.60	2,686.85	2,738.33	2,793.43		
	30.24	31.31	32.42	33.62	34.88	36.16	37.06	37.77	38.53		
FINANCIAL OFFICER 2	59,217	61,316	63,586	65,969	68,390	71,038	72,797	74,196	75,671		
FI2	2,269.98	2,350.45	2,437.45	2,528.80	2,621.60	2,723.10	2,790.53	2,844.18	2,900.73		
	31.31	32.42	33.62	34.88	36.16	37.56	38.49	39.23	40.01		
FINANCIAL OFFICER 3	67,198	69,449	72,097	74,782	77,581	80,645	82,669	84,296	85,979		
FI3	2,575.93	2,662.20	2,763.70	2,866.65	2,973.95	3,091.40	3,168.98	3,231.33	3,295.85		
	35.53	36.72	38.12	39.54	41.02	42.64	43.71	44.57	45.46		
FINANCIAL OFFICER 4	73,818	76,617	79,511	82,556	85,828	89,137	91,369	93,204	95,076		
FI4	2,829.68	2,936.98	3,047.90	3,164.63	3,290.05	3,416.93	3,502.48	3,572.80	3,644.58		
	39.03	40.51	42.04	43.65	45.38	47.13	48.31	49.28	50.27		
FINANCIAL OFFICER 5	76,825	79,700	82,858	86,054	89,516	93,166	98,272	100,731	102,774	104,835	
FI5	2,944.95	3,055.15	3,176.23	3,298.75	3,431.43	3,571.35	3,767.10	3,861.35	3,939.65	4,018.68	
	40.62	42.14	43.81	45.50	47.33	49.26	51.96	53.26	54.34	55.43	
INFO TECHNOLOGIST 1	54,640	56,115	59,217	60,654	62,300	63,983	65,685	67,406	69,108	70,489	71,908
IS1	2,094.53	2,151.08	2,269.98	2,325.08	2,388.15	2,452.68	2,517.93	2,583.90	2,649.15	2,702.08	2,756.45
	28.89	29.67	31.31	32.07	32.94	33.83	34.73	35.64	36.54	37.27	38.02
INFO TECHNOLOGIST 2	67,690	70,168	72,702	75,425	78,206	81,326	84,371	87,587	89,780	91,615	93,450
IS2	2,594.78	2,689.75	2,786.90	2,891.30	2,997.88	3,117.50	3,234.23	3,357.48	3,441.58	3,511.90	3,582.23
	35.79	37.10	38.44	39.88	41.35	43.00	44.61	46.31	47.47	48.44	49.41
INFO TECHNOLOGIST 3	74,026	76,844	79,946	82,915	85,998	89,308	92,825	96,381	98,802	100,826	102,849
IS3	2,837.65	2,945.68	3,064.58	3,178.40	3,296.58	3,423.45	3,558.30	3,694.60	3,787.40	3,864.98	3,942.55
	39.14	40.63	42.27	43.84	45.47	47.22	49.08	50.96	52.24	53.31	54.38
INFO TECHNOLOGIST 4	79,946	82,915	85,998	89,308	92,825	96,381	100,485	104,703	107,332	109,450	111,644
IS4	3,064.58	3,178.40	3,296.58	3,423.45	3,558.30	3,694.60	3,851.93	4,013.60	4,114.38	4,195.58	4,279.68
	42.27	43.84	45.47	47.22	49.08	50.96	53.13	55.36	56.75	57.87	59.03


 denotes 20 years


 denotes 25 years

Alternate formats available.

Effective 2024 03 23 through 2025 03 21

LIBRARY DIRECTOR 1	75,312	78,149	81,213	84,371	87,624	91,331	93,620	95,454	97,365				
LD1	2,886.95	2,995.70	3,113.15	3,234.23	3,358.93	3,501.03	3,588.75	3,659.08	3,732.30				
	39.82	41.32	42.94	44.61	46.33	48.29	49.50	50.47	51.48				
MANAGEMENT ANALYST 1	50,838	52,578	54,375	56,342	58,252	60,484	62,791	65,156	67,539	70,205	71,964	73,383	74,858
MB1	1,948.80	2,015.50	2,084.38	2,159.78	2,233.00	2,318.55	2,407.00	2,497.63	2,588.98	2,691.20	2,758.63	2,813.00	2,869.55
	26.88	27.80	28.75	29.79	30.80	31.98	33.20	34.45	35.71	37.12	38.05	38.80	39.58
MANAGEMENT ANALYST 2	69,071	71,756	74,404	77,336	80,343	83,577	86,981	89,156	90,896	92,712			
MB2	2,647.70	2,750.65	2,852.15	2,964.53	3,079.80	3,203.78	3,334.28	3,417.65	3,484.35	3,553.95			
	36.52	37.94	39.34	40.89	42.48	44.19	45.99	47.14	48.06	49.02			
MANAGEMENT ANALYST 3	78,546	81,553	84,655	88,192	91,766	95,662	99,785	102,282	104,381	106,462			
MB3	3,010.93	3,126.20	3,245.10	3,380.68	3,517.70	3,667.05	3,825.10	3,920.80	4,001.28	4,081.03			
	41.53	43.12	44.76	46.63	48.52	50.58	52.76	54.08	55.19	56.29			
PLANNING CONSULTANT	84,371	87,624	91,331	95,152	99,161	103,436	107,975	112,608	115,427	117,772	120,136		
PCO	3,234.23	3,358.93	3,501.03	3,647.48	3,801.18	3,965.03	4,139.03	4,316.65	4,424.68	4,514.58	4,605.20		
	44.61	46.33	48.29	50.31	52.43	54.69	57.09	59.54	61.03	62.27	63.52		
PRODUCTION SPVR	66,120	68,957	71,548	74,215	77,033	80,135	83,218	85,298	87,019	88,759			
PSH	2,534.60	2,643.35	2,742.68	2,844.90	2,952.93	3,071.83	3,190.00	3,269.75	3,335.73	3,402.43			
	34.96	36.46	37.83	39.24	40.73	42.37	44.00	45.10	46.01	46.93			
PROGRAM COORD EDUC	86,924	90,272	94,074	98,008	102,150	106,556	111,209	116,013	118,907	121,328	123,748		
PCD	3,332.10	3,460.43	3,606.15	3,756.95	3,915.73	4,084.65	4,263.00	4,447.15	4,558.08	4,650.88	4,743.68		
	45.96	47.73	49.74	51.82	54.01	56.34	58.80	61.34	62.87	64.15	65.43		
PURCHASING AGENT 1	50,857	52,616	54,375	56,304	58,233	60,408	61,940	63,151	64,418				
PA1	1,949.53	2,016.95	2,084.38	2,158.33	2,232.28	2,315.65	2,374.38	2,420.78	2,469.35				
	26.89	27.82	28.75	29.77	30.79	31.94	32.75	33.39	34.06				
PURCHASING AGENT 2	62,754	64,872	67,293	69,865	72,456	75,217	77,109	78,678	80,248				
PA2	2,405.55	2,486.75	2,579.55	2,678.15	2,777.48	2,883.33	2,955.83	3,016.00	3,076.18				
	33.18	34.30	35.58	36.94	38.31	39.77	40.77	41.60	42.43				
PURCHASING AGENT 3	67,293	69,865	72,456	75,217	78,130	81,213	83,237	84,901	86,603				
PA3	2,579.55	2,678.15	2,777.48	2,883.33	2,994.98	3,113.15	3,190.73	3,254.53	3,319.78				
	35.58	36.94	38.31	39.77	41.31	42.94	44.01	44.89	45.79				


 denotes 20 years


 denotes 25 years

Alternate formats available.

Effective 2024 03 23 through 2025 03 21

REGIONAL COORD CDS	78,149	81,213	84,371	87,624	91,331	95,152	99,161	101,658	103,681	105,762	
RCD	2,995.70	3,113.15	3,234.23	3,358.93	3,501.03	3,647.48	3,801.18	3,896.88	3,974.45	4,054.20	
	41.32	42.94	44.61	46.33	48.29	50.31	52.43	53.75	54.82	55.92	
SECRETARY MHSC	70,073	72,664	75,312	78,149	81,213	84,371	87,624	91,331	93,620	95,454	97,365
SMH	2,686.13	2,785.45	2,886.95	2,995.70	3,113.15	3,234.23	3,358.93	3,501.03	3,588.75	3,659.08	3,732.30
	37.05	38.42	39.82	41.32	42.94	44.61	46.33	48.29	49.50	50.47	51.48
SECRETARY MUN BD	78,149	81,213	84,371	87,624	91,331	95,152	99,161	101,658	103,681	105,762	
SMB	2,995.70	3,113.15	3,234.23	3,358.93	3,501.03	3,647.48	3,801.18	3,896.88	3,974.45	4,054.20	
	41.32	42.94	44.61	46.33	48.29	50.31	52.43	53.75	54.82	55.92	
SR CONSUL INSTR P&E	75,312	78,149	81,213	84,371	87,624	91,331	95,152	97,516	99,521	101,507	
SCE	2,886.95	2,995.70	3,113.15	3,234.23	3,358.93	3,501.03	3,647.48	3,738.10	3,814.95	3,891.08	
	39.82	41.32	42.94	44.61	46.33	48.29	50.31	51.56	52.62	53.67	
STUDENT AUDITOR 1	34,668	35,727	36,673	37,788	38,866	40,247	41,250	41,987	42,819		
SA1	1,328.93	1,369.53	1,405.78	1,448.55	1,489.88	1,542.80	1,581.23	1,609.50	1,641.40		
	18.33	18.89	19.39	19.98	20.55	21.28	21.81	22.20	22.64		
STUDENT AUDITOR 2	44,578	45,902	47,415	49,042	50,498	52,370	53,675	54,791	55,888		
SA2	1,708.83	1,759.58	1,817.58	1,879.93	1,935.75	2,007.53	2,057.55	2,100.33	2,142.38		
	23.57	24.27	25.07	25.93	26.70	27.69	28.38	28.97	29.55		
STUDENT AUDITOR 3	47,415	49,042	50,498	52,370	54,224	55,983	57,382	58,574	59,747		
SA3	1,817.58	1,879.93	1,935.75	2,007.53	2,078.58	2,146.00	2,199.65	2,245.33	2,290.28		
	25.07	25.93	26.70	27.69	28.67	29.60	30.34	30.97	31.59		
STUDENT AUDITOR 4	54,224	55,983	58,007	59,992	62,224	64,588	66,215	67,539	68,881		
SA4	2,078.58	2,146.00	2,223.58	2,299.70	2,385.25	2,475.88	2,538.23	2,588.98	2,640.45		
	28.67	29.60	30.67	31.72	32.90	34.15	35.01	35.71	36.42		
SYSTEMS ANALYST 1	51,614	53,467	55,321	57,250	59,387	61,562	63,094	64,399	65,685		
SL1	1,978.53	2,049.58	2,120.63	2,194.58	2,276.50	2,359.88	2,418.60	2,468.63	2,517.93		
	27.29	28.27	29.25	30.27	31.40	32.55	33.36	34.05	34.73		
SYSTEMS ANALYST 2	55,321	57,250	59,387	61,562	63,813	66,271	67,917	69,335	70,716		
SL2	2,120.63	2,194.58	2,276.50	2,359.88	2,446.15	2,540.40	2,603.48	2,657.85	2,710.78		
	29.25	30.27	31.40	32.55	33.74	35.04	35.91	36.66	37.39		


 denotes 20 years


 denotes 25 years

Alternate formats available.

Effective 2024 03 23 through 2025 03 21

SYSTEMS ANALYST 3 SL3	60,465 2,317.83 31.97	62,754 2,405.55 33.18	64,872 2,486.75 34.30	67,293 2,579.55 35.58	69,865 2,678.15 36.94	72,456 2,777.48 38.31	74,253 2,846.35 39.26	75,766 2,904.35 40.06	77,279 2,962.35 40.86	
TAX AUDIT SPVR TXS	94,074 3,606.15 49.74	98,045 3,758.40 51.84	102,168 3,916.45 54.02	106,556 4,084.65 56.34	111,266 4,265.18 58.83	116,032 4,447.88 61.35	118,925 4,558.80 62.88	121,346 4,651.60 64.16	123,767 4,744.40 65.44	
TAX AUDITOR 1 TX1	71,473 2,739.78 37.79	74,158 2,842.73 39.21	76,920 2,948.58 40.67	79,927 3,063.85 42.26	83,047 3,183.48 43.91	86,187 3,303.83 45.57	88,343 3,386.48 46.71	90,140 3,455.35 47.66	91,955 3,524.95 48.62	
TAX AUDITOR 2 TX2	81,591 3,127.65 43.14	84,541 3,240.75 44.70	87,870 3,368.35 46.46	91,312 3,500.30 48.28	94,849 3,635.88 50.15	98,840 3,788.85 52.26	101,298 3,883.10 53.56	103,322 3,960.68 54.63	105,384 4,039.70 55.72	
TAX AUDITOR 3 TX3	87,870 3,368.35 46.46	91,312 3,500.30 48.28	94,849 3,635.88 50.15	98,840 3,788.85 52.26	102,963 3,946.90 54.44	107,294 4,112.93 56.73	109,980 4,215.88 58.15	112,230 4,302.15 59.34	114,462 4,387.70 60.52	
TAX AUDITOR 4 TX4	92,201 3,534.38 48.75	95,681 3,667.78 50.59	99,691 3,821.48 52.71	103,871 3,981.70 54.92	108,258 4,149.90 57.24	112,949 4,329.70 59.72	115,767 4,437.73 61.21	118,055 4,525.45 62.42	120,401 4,615.35 63.66	
TRAINING DEVT OFFICER TDO	68,957 2,643.35 36.46	71,548 2,742.68 37.83	74,215 2,844.90 39.24	77,033 2,952.93 40.73	80,135 3,071.83 42.37	83,218 3,190.00 44.00	86,603 3,319.78 45.79	88,759 3,402.43 46.93	90,556 3,471.30 47.88	92,371 3,540.90 48.84

 denotes 20 years

 denotes 25 years