

Alternate formats available.

SOCIAL SCIENCES COMPONENT YEAR 2 SALARY SCHEDULE

Effective 2024 03 23 through 2025 03 21

AGENCY REL COORD 1	75,312	78,149	81,213	84,371	87,624	91,331	95,152	97,516	99,521	101,507
AD1	2,886.95	2,995.70	3,113.15	3,234.23	3,358.93	3,501.03	3,647.48	3,738.10	3,814.95	3,891.08
	39.82	41.32	42.94	44.61	46.33	48.29	50.31	51.56	52.62	53.67
AGENCY REL COORD 2	81,213	84,371	87,624	91,331	95,152	99,161	103,436	106,027	108,107	110,263
AD2	3,113.15	3,234.23	3,358.93	3,501.03	3,647.48	3,801.18	3,965.03	4,064.35	4,144.10	4,226.75
	42.94	44.61	46.33	48.29	50.31	52.43	54.69	56.06	57.16	58.30
CH PHOTOGRAPHER	57,250	59,387	61,562	63,813	66,271	68,654	70,376	71,813	73,250	
CPO	2,194.58	2,276.50	2,359.88	2,446.15	2,540.40	2,631.75	2,697.73	2,752.83	2,807.93	
	30.27	31.40	32.55	33.74	35.04	36.30	37.21	37.97	38.73	
SPIRITUAL CARE PROVIDER	66,120	68,957	71,548	74,215	77,033	80,135	83,218	85,298	87,019	88,759
CHN	2,534.60	2,643.35	2,742.68	2,844.90	2,952.93	3,071.83	3,190.00	3,269.75	3,335.73	3,402.43
	34.96	36.46	37.83	39.24	40.73	42.37	44.00	45.10	46.01	46.93
COMM CORR WORKER	52,257	54,094	55,972	57,934	59,917	62,045	63,590	64,842	66,136	
CWC	2,003.20	2,073.60	2,145.60	2,220.80	2,296.80	2,378.40	2,437.60	2,485.60	2,535.20	
	25.04	25.92	26.82	27.76	28.71	29.73	30.47	31.07	31.69	
CON VISUAL/HEAR ED 1	66,650	69,203	71,813	74,499	77,147	80,229	82,215	83,898	85,582	
VH1	2,554.90	2,652.78	2,752.83	2,855.78	2,957.28	3,075.45	3,151.58	3,216.10	3,280.63	
	35.24	36.59	37.97	39.39	40.79	42.42	43.47	44.36	45.25	
CON VISUAL/HEAR ED 2	75,860	78,641	81,478	84,504	87,889	91,294	94,774	97,138	99,029	101,015
VH2	2,907.98	3,014.55	3,123.30	3,239.30	3,369.08	3,499.58	3,632.98	3,723.60	3,796.10	3,872.23
	40.11	41.58	43.08	44.68	46.47	48.27	50.11	51.36	52.36	53.41
CON VISUAL/HEAR ED 3	78,697	82,026	85,222	88,343	91,691	95,360	99,048	101,525	103,568	105,648
VH3	3,016.73	3,144.33	3,266.85	3,386.48	3,514.80	3,655.45	3,796.83	3,891.80	3,970.10	4,049.85
	41.61	43.37	45.06	46.71	48.48	50.42	52.37	53.68	54.76	55.86


denotes 20 years


denotes 25 years

Alternate formats available.

Effective 2024 03 23 through 2025 03 21

CORRESP TEACHER 4 DC4	58,233 2,232.28 30.79	60,408 2,315.65 31.94	62,735 2,404.83 33.17	65,023 2,492.55 34.38	67,368 2,582.45 35.62	70,054 2,685.40 37.04	71,813 2,752.83 37.97	73,231 2,807.20 38.72	74,688 2,863.03 39.49				
ECO DEV CONSULTANT 1 IC1	57,401 2,200.38 30.35	59,501 2,280.85 31.46	61,524 2,358.43 32.53	63,794 2,445.43 33.73	66,120 2,534.60 34.96	68,503 2,625.95 36.22	71,038 2,723.10 37.56	72,797 2,790.53 38.49	74,272 2,847.08 39.27	75,766 2,904.35 40.06			
ECO DEV CONSULTANT 2 IC2	72,664 2,785.45 38.42	75,312 2,886.95 39.82	78,149 2,995.70 41.32	81,213 3,113.15 42.94	84,371 3,234.23 44.61	87,624 3,358.93 46.33	91,331 3,501.03 48.29	93,620 3,588.75 49.50	95,454 3,659.08 50.47	97,365 3,732.30 51.48			
ECO DEV CONSULTANT 3 IC3	78,149 2,995.70 41.32	81,213 3,113.15 42.94	84,371 3,234.23 44.61	87,624 3,358.93 46.33	91,331 3,501.03 48.29	95,152 3,647.48 50.31	99,161 3,801.18 52.43	101,658 3,896.88 53.75	103,681 3,974.45 54.82	105,762 4,054.20 55.92			
ECO DEV CONSULTANT 4 IC4	84,371 3,234.23 44.61	87,624 3,358.93 46.33	91,331 3,501.03 48.29	95,152 3,647.48 50.31	99,161 3,801.18 52.43	103,436 3,965.03 54.69	107,975 4,139.03 57.09	112,608 4,316.65 59.54	115,427 4,424.68 61.03	117,772 4,514.58 62.27	120,136 4,605.20 63.52		
ECON RES ANALYST 1 ER1	50,857 1,949.53 26.89	52,616 2,016.95 27.82	54,375 2,084.38 28.75	56,304 2,158.33 29.77	58,233 2,232.28 30.79	60,408 2,315.65 31.94	62,735 2,404.83 33.17	65,023 2,492.55 34.38	67,368 2,582.45 35.62	70,054 2,685.40 37.04	71,813 2,752.83 37.97	73,231 2,807.20 38.72	74,688 2,863.03 39.49
ECON RES ANALYST 2 ER2	66,120 2,534.60 34.96	68,957 2,643.35 36.46	71,548 2,742.68 37.83	74,215 2,844.90 39.24	77,033 2,952.93 40.73	80,135 3,071.83 42.37	83,218 3,190.00 44.00	85,298 3,269.75 45.10	87,019 3,335.73 46.01	88,759 3,402.43 46.93			
ECON RES ANALYST 3 ER3	72,664 2,785.45 38.42	75,312 2,886.95 39.82	78,149 2,995.70 41.32	81,213 3,113.15 42.94	84,371 3,234.23 44.61	87,624 3,358.93 46.33	91,331 3,501.03 48.29	93,620 3,588.75 49.50	95,454 3,659.08 50.47	97,365 3,732.30 51.48			
ECON RES ANALYST 4 ER4	84,371 3,234.23 44.61	87,624 3,358.93 46.33	91,331 3,501.03 48.29	95,152 3,647.48 50.31	99,161 3,801.18 52.43	103,436 3,965.03 54.69	106,027 4,064.35 56.06	108,107 4,144.10 57.16	110,263 4,226.75 58.30				
EDUCATION CONSULTANT EDC	66,120 2,534.60 34.96	68,957 2,643.35 36.46	71,548 2,742.68 37.83	74,215 2,844.90 39.24	77,033 2,952.93 40.73	80,135 3,071.83 42.37	83,218 3,190.00 44.00	85,298 3,269.75 45.10	87,019 3,335.73 46.01	88,759 3,402.43 46.93			


 denotes 20 years


 denotes 25 years

Alternate formats available.

Effective 2024 03 23 through 2025 03 21

EDUCATIONAL ASST 1 LS1	43,973 1,685.63 23.25	45,354 1,738.55 23.98	46,886 1,797.28 24.79	48,417 1,856.00 25.60	50,025 1,917.63 26.45	51,614 1,978.53 27.29	52,900 2,027.83 27.97	53,978 2,069.15 28.54	55,056 2,110.48 29.11			
EDUCATIONAL ASST 2 LS2	49,080 1,881.38 25.95	50,857 1,949.53 26.89	52,616 2,016.95 27.82	54,375 2,084.38 28.75	56,304 2,158.33 29.77	58,233 2,232.28 30.79	59,690 2,288.10 31.56	60,881 2,333.78 32.19	62,092 2,380.18 32.83			
EDUCATIONAL ASST 3 LS3	51,614 1,978.53 27.29	53,467 2,049.58 28.27	55,321 2,120.63 29.25	57,250 2,194.58 30.27	59,387 2,276.50 31.40	61,562 2,359.88 32.55	63,094 2,418.60 33.36	64,399 2,468.63 34.05	65,685 2,517.93 34.73			
FIELD WORKER 1 NA FW1	45,354 1,738.55 23.98	46,886 1,797.28 24.79	48,417 1,856.00 25.60	50,025 1,917.63 26.45	51,614 1,978.53 27.29	53,467 2,049.58 28.27	54,810 2,101.05 28.98	55,869 2,141.65 29.54	56,985 2,184.43 30.13			
FIELD WORKER 2 NA FW2	50,857 1,949.53 26.89	52,616 2,016.95 27.82	54,375 2,084.38 28.75	56,304 2,158.33 29.77	58,233 2,232.28 30.79	60,408 2,315.65 31.94	62,735 2,404.83 33.17	64,304 2,465.00 34.00	65,534 2,512.13 34.65	66,839 2,562.15 35.34		
FIELD WORKER 3 NA FW3	57,401 2,200.38 30.35	59,501 2,280.85 31.46	61,524 2,358.43 32.53	63,794 2,445.43 33.73	66,120 2,534.60 34.96	68,503 2,625.95 36.22	71,038 2,723.10 37.56	73,894 2,832.58 39.07	75,728 2,902.90 40.04	77,222 2,960.18 40.83	78,773 3,019.63 41.65	
FIELD WORKER 4 NA FW4	63,794 2,445.43 33.73	66,120 2,534.60 34.96	68,957 2,643.35 36.46	71,378 2,736.15 37.74	74,215 2,844.90 39.24	77,033 2,952.93 40.73	80,135 3,071.83 42.37	83,218 3,190.00 44.00	86,603 3,319.78 45.79	88,759 3,402.43 46.93	90,556 3,471.30 47.88	92,371 3,540.90 48.84
GUIDANCE OFF GOF	71,491 2,740.50 37.80	74,537 2,857.23 39.41	77,336 2,964.53 40.89	80,267 3,076.90 42.44	83,312 3,193.63 44.05	86,660 3,321.95 45.82	89,988 3,449.55 47.58	92,258 3,536.55 48.78	94,055 3,605.43 49.73	95,927 3,677.20 50.72		
HERITAGE RES OFF 1 HR1	54,167 2,076.40 28.64	55,983 2,146.00 29.60	58,007 2,223.58 30.67	59,973 2,298.98 31.71	61,467 2,356.25 32.50	62,754 2,405.55 33.18	64,002 2,453.40 33.84					
HERITAGE RES OFF 2 HR2	55,983 2,146.00 29.60	58,007 2,223.58 30.67	59,973 2,298.98 31.71	62,224 2,385.25 32.90	64,607 2,476.60 34.16	66,990 2,567.95 35.42	69,373 2,659.30 36.68	72,154 2,765.88 38.15	73,969 2,835.48 39.11	75,425 2,891.30 39.88	76,938 2,949.30 40.68	


 denotes 20 years


 denotes 25 years

Alternate formats available.

Effective 2024 03 23 through 2025 03 21

HERITAGE RES OFF 3 HR3	70,981 2,720.93 37.53	73,723 2,826.05 38.98	76,447 2,930.45 40.42	79,321 3,040.65 41.94	82,556 3,164.63 43.65	85,714 3,285.70 45.32	87,851 3,367.63 46.45	89,648 3,436.50 47.40	91,445 3,505.38 48.35				
HERITAGE RES OFF 4 HR4	77,563 2,973.23 41.01	80,475 3,084.88 42.55	83,615 3,205.23 44.21	86,924 3,332.10 45.96	90,253 3,459.70 47.72	94,074 3,606.15 49.74	96,419 3,696.05 50.98	98,310 3,768.55 51.98	100,277 3,843.95 53.02				
HERITAGE RES OFF 5 HR5	83,615 3,205.23 44.21	86,924 3,332.10 45.96	90,253 3,459.70 47.72	94,074 3,606.15 49.74	98,008 3,756.95 51.82	102,187 3,917.18 54.03	104,722 4,014.33 55.37	106,783 4,093.35 56.46	108,921 4,175.28 57.59				
HLTH SOC DEV SPEC 1 HS1	47,567 1,823.38 25.15	49,080 1,881.38 25.95	50,857 1,949.53 26.89	52,616 2,016.95 27.82	54,375 2,084.38 28.75	56,304 2,158.33 29.77	57,704 2,211.98 30.51	58,857 2,256.20 31.12	60,030 2,301.15 31.74				
HLTH SOC DEV SPEC 2 HS2	50,857 1,949.53 26.89	52,616 2,016.95 27.82	54,375 2,084.38 28.75	56,304 2,158.33 29.77	58,233 2,232.28 30.79	60,408 2,315.65 31.94	61,940 2,374.38 32.75	63,151 2,420.78 33.39	64,418 2,469.35 34.06				
HLTH SOC DEV SPEC 3 HS3	54,375 2,084.38 28.75	56,304 2,158.33 29.77	58,233 2,232.28 30.79	60,408 2,315.65 31.94	62,735 2,404.83 33.17	65,023 2,492.55 34.38	67,368 2,582.45 35.62	70,054 2,685.40 37.04	71,813 2,752.83 37.97	73,231 2,807.20 38.72	74,688 2,863.03 39.49		
HLTH SOC DEV SPEC 4 HS4	57,401 2,200.38 30.35	59,501 2,280.85 31.46	61,524 2,358.43 32.53	63,794 2,445.43 33.73	66,120 2,534.60 34.96	68,503 2,625.95 36.22	71,038 2,723.10 37.56	73,894 2,832.58 39.07	76,768 2,942.78 40.59	79,662 3,053.70 42.12	81,648 3,129.83 43.17	83,312 3,193.63 44.05	84,977 3,257.43 44.93
HLTH SOC DEV SPEC 5 HS5	63,794 2,445.43 33.73	66,120 2,534.60 34.96	68,957 2,643.35 36.46	71,378 2,736.15 37.74	74,215 2,844.90 39.24	77,033 2,952.93 40.73	80,135 3,071.83 42.37	83,218 3,190.00 44.00	86,603 3,319.78 45.79	88,759 3,402.43 46.93	90,556 3,471.30 47.88	92,371 3,540.90 48.84	
HLTH SOC DEV SPEC 6 HS6	78,149 2,995.70 41.32	81,213 3,113.15 42.94	84,371 3,234.23 44.61	87,624 3,358.93 46.33	91,331 3,501.03 48.29	95,152 3,647.48 50.31	97,516 3,738.10 51.56	99,521 3,814.95 52.62	101,507 3,891.08 53.67				
HOME ADVISOR 1 HV1	43,217 1,656.63 22.85	44,597 1,709.55 23.58	46,034 1,764.65 24.34	47,567 1,823.38 25.15	49,080 1,881.38 25.95	50,857 1,949.53 26.89	52,124 1,998.10 27.56	53,089 2,035.08 28.07	54,148 2,075.68 28.63				


 denotes 20 years


 denotes 25 years

Alternate formats available.

Effective 2024 03 23 through 2025 03 21

HOME ADVISOR 2 HV2	47,321 1,813.95 25.02	48,777 1,869.78 25.79	50,290 1,927.78 26.59	51,822 1,986.50 27.40	53,619 2,055.38 28.35	55,283 2,119.18 29.23	56,664 2,172.10 29.96	57,780 2,214.88 30.55	58,933 2,259.10 31.16				
ILLUSTRATOR 1 IL1	43,973 1,685.63 23.25	45,354 1,738.55 23.98	46,886 1,797.28 24.79	48,417 1,856.00 25.60	50,025 1,917.63 26.45	51,614 1,978.53 27.29	52,900 2,027.83 27.97	53,978 2,069.15 28.54	55,056 2,110.48 29.11				
ILLUSTRATOR 2 IL2	51,614 1,978.53 27.29	53,467 2,049.58 28.27	55,321 2,120.63 29.25	57,250 2,194.58 30.27	59,387 2,276.50 31.40	61,562 2,359.88 32.55	63,094 2,418.60 33.36	64,399 2,468.63 34.05	65,685 2,517.93 34.73				
ILLUSTRATOR 3 IL3	55,321 2,120.63 29.25	57,250 2,194.58 30.27	59,387 2,276.50 31.40	61,562 2,359.88 32.55	63,813 2,446.15 33.74	66,271 2,540.40 35.04	67,917 2,603.48 35.91	69,335 2,657.85 36.66	70,716 2,710.78 37.39				
INFORM WRITER 1 IW1	49,080 1,881.38 25.95	50,857 1,949.53 26.89	52,616 2,016.95 27.82	54,375 2,084.38 28.75	56,304 2,158.33 29.77	58,233 2,232.28 30.79	59,690 2,288.10 31.56	60,881 2,333.78 32.19	62,092 2,380.18 32.83				
INFORM WRITER 2 IW2	62,754 2,405.55 33.18	64,872 2,486.75 34.30	67,293 2,579.55 35.58	69,865 2,678.15 36.94	72,456 2,777.48 38.31	75,217 2,883.33 39.77	77,109 2,955.83 40.77	78,678 3,016.00 41.60	80,248 3,076.18 42.43				
JURILINGUIST JUR	84,371 3,234.23 44.61	87,624 3,358.93 46.33	91,331 3,501.03 48.29	95,152 3,647.48 50.31	99,161 3,801.18 52.43	103,436 3,965.03 54.69	107,975 4,139.03 57.09	112,608 4,316.65 59.54	115,427 4,424.68 61.03	117,772 4,514.58 62.27	120,136 4,605.20 63.52		
LANGUAGE SPEC 1 LG1	56,040 2,148.18 29.63	58,025 2,224.30 30.68	59,973 2,298.98 31.71	62,186 2,383.80 32.88	64,267 2,463.55 33.98	66,707 2,557.08 35.27	69,165 2,651.33 36.57	71,737 2,749.93 37.93	74,272 2,847.08 39.27	77,260 2,961.63 40.85	79,189 3,035.58 41.87	80,759 3,095.75 42.70	82,367 3,157.38 43.55
LANGUAGE SPEC 2 LG2	65,666 2,517.20 34.72	67,860 2,601.30 35.88	70,394 2,698.45 37.22	72,967 2,797.05 38.58	75,577 2,897.10 39.96	78,414 3,005.85 41.46	81,478 3,123.30 43.08	84,693 3,246.55 44.78	87,889 3,369.08 46.47	90,083 3,453.18 47.63	91,937 3,524.23 48.61	93,771 3,594.55 49.58	
LANGUAGE SPEC 3 LG3	76,579 2,935.53 40.49	79,813 3,059.50 42.20	82,877 3,176.95 43.82	85,960 3,295.13 45.45	89,194 3,419.10 47.16	92,788 3,556.85 49.06	96,362 3,693.88 50.95	98,783 3,786.68 52.23	100,769 3,862.80 53.28	102,793 3,940.38 54.35			

 denotes 20 years

 denotes 25 years

Alternate formats available.

Effective 2024 03 23 through 2025 03 21

LIBRARIAN 1	50,857	52,616	54,375	56,304	58,233	60,408	61,940	63,151	64,418	
LN1	1,949.53	2,016.95	2,084.38	2,158.33	2,232.28	2,315.65	2,374.38	2,420.78	2,469.35	
	26.89	27.82	28.75	29.77	30.79	31.94	32.75	33.39	34.06	
LIBRARIAN 2	56,304	58,233	60,408	62,735	65,023	67,368	70,054	71,813	73,231	74,688
LN2	2,158.33	2,232.28	2,315.65	2,404.83	2,492.55	2,582.45	2,685.40	2,752.83	2,807.20	2,863.03
	29.77	30.79	31.94	33.17	34.38	35.62	37.04	37.97	38.72	39.49
LIBRARIAN 3	62,735	65,023	67,368	70,054	73,440	76,863	78,773	80,381	81,988	
LN3	2,404.83	2,492.55	2,582.45	2,685.40	2,815.18	2,946.40	3,019.63	3,081.25	3,142.88	
	33.17	34.38	35.62	37.04	38.83	40.64	41.65	42.50	43.35	
LIBRARIAN 4	66,120	68,957	71,548	74,215	77,033	80,135	83,218	85,298	87,019	88,759
LN4	2,534.60	2,643.35	2,742.68	2,844.90	2,952.93	3,071.83	3,190.00	3,269.75	3,335.73	3,402.43
	34.96	36.46	37.83	39.24	40.73	42.37	44.00	45.10	46.01	46.93
LIBRARY TECHNICIAN 1	46,318	47,491	48,758	50,082	51,519	53,108	54,432	55,510	56,626	
LY1	1,775.53	1,820.48	1,869.05	1,919.80	1,974.90	2,035.80	2,086.55	2,127.88	2,170.65	
	24.49	25.11	25.78	26.48	27.24	28.08	28.78	29.35	29.94	
LIBRARY TECHNICIAN 2	52,484	53,827	55,283	56,815	58,328	59,992	61,487	62,773	64,021	
LY2	2,011.88	2,063.35	2,119.18	2,177.90	2,235.90	2,299.70	2,356.98	2,406.28	2,454.13	
	27.75	28.46	29.23	30.04	30.84	31.72	32.51	33.19	33.85	
LIBRARY TECHNICIAN 3	54,356	55,888	57,571	59,274	61,184	63,018	64,588	65,912	67,236	
LY3	2,083.65	2,142.38	2,206.90	2,272.15	2,345.38	2,415.70	2,475.88	2,526.63	2,577.38	
	28.74	29.55	30.44	31.34	32.35	33.32	34.15	34.85	35.55	
MEDIA SPECIALIST 1	68,957	71,548	74,215	77,033	80,135	83,218	85,298	87,019	88,759	
MS1	2,643.35	2,742.68	2,844.90	2,952.93	3,071.83	3,190.00	3,269.75	3,335.73	3,402.43	
	36.46	37.83	39.24	40.73	42.37	44.00	45.10	46.01	46.93	
MEDIA SPECIALIST 2	72,664	75,312	78,149	81,213	84,371	87,624	91,331	93,620	95,454	97,365
MS2	2,785.45	2,886.95	2,995.70	3,113.15	3,234.23	3,358.93	3,501.03	3,588.75	3,659.08	3,732.30
	38.42	39.82	41.32	42.94	44.61	46.33	48.29	49.50	50.47	51.48
MEDIA TECHNICIAN 1	44,597	46,034	47,567	49,080	50,857	52,616	53,940	55,018	56,115	
TA1	1,709.55	1,764.65	1,823.38	1,881.38	1,949.53	2,016.95	2,067.70	2,109.03	2,151.08	
	23.58	24.34	25.15	25.95	26.89	27.82	28.52	29.09	29.67	

denotes 20 years

denotes 25 years

Alternate formats available.

Effective 2024 03 23 through 2025 03 21

MEDIA TECHNICIAN 2 TA2	49,080 1,881.38 25.95	50,857 1,949.53 26.89	52,616 2,016.95 27.82	54,375 2,084.38 28.75	56,304 2,158.33 29.77	58,233 2,232.28 30.79	59,690 2,288.10 31.56	60,881 2,333.78 32.19	62,092 2,380.18 32.83				
MEDIA TECHNICIAN 3 TA3	53,467 2,049.58 28.27	55,321 2,120.63 29.25	57,250 2,194.58 30.27	59,387 2,276.50 31.40	61,562 2,359.88 32.55	63,813 2,446.15 33.74	65,420 2,507.78 34.59	66,801 2,560.70 35.32	68,144 2,612.18 36.03				
PLANNING PROG AN 1 PM1	50,857 1,949.53 26.89	52,616 2,016.95 27.82	54,375 2,084.38 28.75	56,304 2,158.33 29.77	58,233 2,232.28 30.79	60,408 2,315.65 31.94	62,735 2,404.83 33.17	65,023 2,492.55 34.38	67,368 2,582.45 35.62	70,054 2,685.40 37.04	71,813 2,752.83 37.97	73,231 2,807.20 38.72	74,688 2,863.03 39.49
PLANNING PROG AN 2 PM2	66,120 2,534.60 34.96	68,957 2,643.35 36.46	71,548 2,742.68 37.83	74,215 2,844.90 39.24	77,033 2,952.93 40.73	80,135 3,071.83 42.37	83,218 3,190.00 44.00	85,298 3,269.75 45.10	87,019 3,335.73 46.01	88,759 3,402.43 46.93			
PLANNING PROG AN 3 PM3	72,664 2,785.45 38.42	75,312 2,886.95 39.82	78,149 2,995.70 41.32	81,213 3,113.15 42.94	84,371 3,234.23 44.61	87,624 3,358.93 46.33	91,331 3,501.03 48.29	93,620 3,588.75 49.50	95,454 3,659.08 50.47	97,365 3,732.30 51.48			
PLANNING PROG AN 4 PM4	81,213 3,113.15 42.94	84,371 3,234.23 44.61	87,624 3,358.93 46.33	91,331 3,501.03 48.29	95,152 3,647.48 50.31	99,161 3,801.18 52.43	103,436 3,965.03 54.69	106,027 4,064.35 56.06	108,107 4,144.10 57.16	110,263 4,226.75 58.30			
PROBATION OFFICER 1 PB1	54,621 2,093.80 28.88	56,588 2,169.20 29.92	58,441 2,240.25 30.90	60,597 2,322.90 32.04	62,640 2,401.20 33.12	64,967 2,490.38 34.35	66,593 2,552.73 35.21	67,860 2,601.30 35.88	69,222 2,653.50 36.60				
PROBATION OFFICER 2 PB2	58,574 2,245.33 30.97	60,673 2,325.80 32.08	62,754 2,405.55 33.18	65,080 2,494.73 34.41	67,595 2,591.15 35.74	70,073 2,686.13 37.05	72,570 2,781.83 38.37	75,463 2,892.75 39.90	77,336 2,964.53 40.89	78,887 3,023.98 41.71	80,456 3,084.15 42.54		
PROBATION OFFICER 3 PB3	62,300 2,388.15 32.94	64,607 2,476.60 34.16	66,763 2,559.25 35.30	69,279 2,655.68 36.63	71,794 2,752.10 37.96	74,366 2,850.70 39.32	77,147 2,957.28 40.79	80,191 3,074.00 42.40	83,350 3,195.08 44.07	86,471 3,314.70 45.72	88,627 3,397.35 46.86	90,442 3,466.95 47.82	92,258 3,536.55 48.78
RECREATION CONSULT 1 RR1	47,680 1,827.73 25.21	49,080 1,881.38 25.95	50,857 1,949.53 26.89	52,616 2,016.95 27.82	54,375 2,084.38 28.75	56,304 2,158.33 29.77	57,704 2,211.98 30.51	58,857 2,256.20 31.12	60,030 2,301.15 31.74				


denotes 20 years


denotes 25 years

Alternate formats available.

Effective 2024 03 23 through 2025 03 21

RECREATION CONSULT 2 RR2	58,233 2,232.28 30.79	60,408 2,315.65 31.94	62,735 2,404.83 33.17	65,023 2,492.55 34.38	67,368 2,582.45 35.62	70,054 2,685.40 37.04	71,813 2,752.83 37.97	73,231 2,807.20 38.72	74,688 2,863.03 39.49
RECREATION CONSULT 3 RR3	66,120 2,534.60 34.96	68,503 2,625.95 36.22	71,038 2,723.10 37.56	73,894 2,832.58 39.07	76,768 2,942.78 40.59	79,662 3,053.70 42.12	81,648 3,129.83 43.17	83,312 3,193.63 44.05	84,977 3,257.43 44.93
RECREATION CONSULT 4 RR4	71,548 2,742.68 37.83	74,215 2,844.90 39.24	77,033 2,952.93 40.73	80,135 3,071.83 42.37	83,218 3,190.00 44.00	86,603 3,319.78 45.79	88,759 3,402.43 46.93	90,556 3,471.30 47.88	92,371 3,540.90 48.84
RESEARCH ASSIST 1 RH1	43,217 1,656.63 22.85	44,597 1,709.55 23.58	46,034 1,764.65 24.34	47,567 1,823.38 25.15	49,080 1,881.38 25.95	50,857 1,949.53 26.89	52,124 1,998.10 27.56	53,089 2,035.08 28.07	54,148 2,075.68 28.63
RESEARCH ASSIST 2 RH2	49,080 1,881.38 25.95	50,857 1,949.53 26.89	52,616 2,016.95 27.82	54,375 2,084.38 28.75	56,304 2,158.33 29.77	58,233 2,232.28 30.79	59,690 2,288.10 31.56	60,881 2,333.78 32.19	62,092 2,380.18 32.83
RESIDENCE COUNSELR RCR	53,051 2,033.63 28.05	54,489 2,088.73 28.81	55,983 2,146.00 29.60	57,628 2,209.08 30.47	59,217 2,269.98 31.31	61,051 2,340.30 32.28	62,602 2,399.75 33.10	63,775 2,444.70 33.72	65,042 2,493.28 34.39
RESOURCE EXT OFF 1 RX1	54,375 2,084.38 28.75	56,304 2,158.33 29.77	58,233 2,232.28 30.79	60,408 2,315.65 31.94	62,735 2,404.83 33.17	65,023 2,492.55 34.38	66,650 2,554.90 35.24	67,955 2,604.93 35.93	69,317 2,657.13 36.65
RESOURCE EXT OFF 2 RX2	61,524 2,358.43 32.53	63,794 2,445.43 33.73	66,120 2,534.60 34.96	68,503 2,625.95 36.22	71,038 2,723.10 37.56	73,894 2,832.58 39.07	75,728 2,902.90 40.04	77,222 2,960.18 40.83	78,773 3,019.63 41.65
RESOURCE EXT OFF 3 RX3	68,957 2,643.35 36.46	71,548 2,742.68 37.83	74,215 2,844.90 39.24	77,033 2,952.93 40.73	80,135 3,071.83 42.37	83,218 3,190.00 44.00	85,298 3,269.75 45.10	87,019 3,335.73 46.01	88,759 3,402.43 46.93
RESOURCE EXT OFF 4 RX4	78,149 2,995.70 41.32	81,213 3,113.15 42.94	84,371 3,234.23 44.61	87,624 3,358.93 46.33	91,331 3,501.03 48.29	95,152 3,647.48 50.31	97,516 3,738.10 51.56	99,521 3,814.95 52.62	101,507 3,891.08 53.67



 denotes 20 years

 denotes 25 years

Alternate formats available.

Effective 2024 03 23 through 2025 03 21


SOCIAL SERVICES WKR 1 SP1	49,287 1,889.35 26.06	50,725 1,944.45 26.82	52,333 2,006.08 27.67	53,940 2,067.70 28.52	55,718 2,135.85 29.46	57,496 2,204.00 30.40	58,933 2,259.10 31.16	60,163 2,306.23 31.81	61,373 2,352.63 32.45				
SOCIAL SERVICES WKR 2 SP2	51,784 1,985.05 27.38	53,657 2,056.83 28.37	55,453 2,125.70 29.32	57,420 2,201.10 30.36	59,444 2,278.68 31.43	61,600 2,361.33 32.57	63,132 2,420.05 33.38	64,437 2,470.08 34.07	65,723 2,519.38 34.75				
SOCIAL SERVICES WKR 3 SP3	56,569 2,168.48 29.91	58,631 2,247.50 31.00	60,597 2,322.90 32.04	62,848 2,409.18 33.23	65,212 2,499.80 34.48	67,671 2,594.05 35.78	70,073 2,686.13 37.05	72,815 2,791.25 38.50	74,650 2,861.58 39.47	76,144 2,918.85 40.26	77,676 2,977.58 41.07		
SOCIAL SERVICES WKR 4 SP4	62,337 2,389.60 32.96	64,626 2,477.33 34.17	66,839 2,562.15 35.34	69,279 2,655.68 36.63	71,832 2,753.55 37.98	74,404 2,852.15 39.34	77,165 2,958.00 40.80	80,267 3,076.90 42.44	83,369 3,195.80 44.08	86,490 3,315.43 45.73	88,646 3,398.08 46.87	90,480 3,468.40 47.84	92,296 3,538.00 48.80
SOCIAL SERVICES WKR 5 SP5	72,021 2,760.80 38.08	74,688 2,863.03 39.49	77,827 2,983.38 41.15	80,589 3,089.23 42.61	83,709 3,208.85 44.26	86,981 3,334.28 45.99	90,499 3,469.13 47.85	93,922 3,600.35 49.66	97,762 3,747.53 51.69	100,221 3,841.78 52.99	102,187 3,917.18 54.03	104,230 3,995.48 55.11	
SOCIAL SERVICES WKR 6 SP6	87,019 3,335.73 46.01	90,367 3,464.05 47.78	93,922 3,600.35 49.66	97,629 3,742.45 51.62	101,620 3,895.43 53.73	105,875 4,058.55 55.98	108,523 4,160.05 57.38	110,698 4,243.43 58.53	112,911 4,328.25 59.70				
SPVR INMATE TR CORR SIT	63,529 2,435.28 33.59	65,761 2,520.83 34.77	68,068 2,609.28 35.99	70,584 2,705.70 37.32	73,175 2,805.03 38.69	75,860 2,907.98 40.11	78,905 3,024.70 41.72	81,969 3,142.15 43.34	85,071 3,261.05 44.98	87,189 3,342.25 46.10	88,929 3,408.95 47.02	90,707 3,477.10 47.96	
SPVR INSTIT PR HDGY SIH	71,548 2,742.68 37.83	74,215 2,844.90 39.24	77,033 2,952.93 40.73	80,135 3,071.83 42.37	83,218 3,190.00 44.00	86,603 3,319.78 45.79	88,759 3,402.43 46.93	90,556 3,471.30 47.88	92,371 3,540.90 48.84				
SENIOR RSRCH ANALYST SER	84,371 3,234.23 44.61	87,624 3,358.93 46.33	91,331 3,501.03 48.29	95,152 3,647.48 50.31	99,161 3,801.18 52.43	103,436 3,965.03 54.69	107,975 4,139.03 57.09	112,608 4,316.65 59.54	115,427 4,424.68 61.03	117,772 4,514.58 62.27	120,136 4,605.20 63.52		
STATISTICAL ANAL 1 SS1	58,233 2,232.28 30.79	60,408 2,315.65 31.94	62,735 2,404.83 33.17	65,023 2,492.55 34.38	67,368 2,582.45 35.62	70,054 2,685.40 37.04	71,813 2,752.83 37.97	73,231 2,807.20 38.72	74,688 2,863.03 39.49				


 denotes 20 years
 denotes 25 years

Alternate formats available.

Effective 2024 03 23 through 2025 03 21

STATISTICAL ANAL 2 SS2	68,957 2,643.35 36.46	71,548 2,742.68 37.83	74,215 2,844.90 39.24	77,033 2,952.93 40.73	80,135 3,071.83 42.37	83,218 3,190.00 44.00	86,603 3,319.78 45.79	88,759 3,402.43 46.93	90,556 3,471.30 47.88	92,371 3,540.90 48.84		
STATISTICAL ANAL 3 SS3	75,312 2,886.95 39.82	78,149 2,995.70 41.32	81,213 3,113.15 42.94	84,371 3,234.23 44.61	87,624 3,358.93 46.33	91,331 3,501.03 48.29	93,620 3,588.75 49.50	95,454 3,659.08 50.47	97,365 3,732.30 51.48			
TEACHER INSTITUT 1 TN1	57,155 2,190.95 30.22	59,084 2,264.90 31.24	61,184 2,345.38 32.35	63,321 2,427.30 33.48	65,572 2,513.58 34.67	67,784 2,598.40 35.84	69,487 2,663.65 36.74	70,830 2,715.13 37.45	72,248 2,769.50 38.20			
TEACHER INSTITUT 2 TN2	64,097 2,457.03 33.89	66,328 2,542.58 35.07	68,636 2,631.03 36.29	71,075 2,724.55 37.58	73,667 2,823.88 38.95	76,466 2,931.18 40.43	79,378 3,042.83 41.97	82,234 3,152.30 43.48	85,241 3,267.58 45.07	87,378 3,349.50 46.20	89,100 3,415.48 47.11	90,877 3,483.63 48.05
TEACHER INSTITUT 3 TN3	76,579 2,935.53 40.49	79,473 3,046.45 42.02	82,348 3,156.65 43.54	85,355 3,271.93 45.13	88,475 3,391.55 46.78	91,955 3,524.95 48.62	95,398 3,656.90 50.44	97,781 3,748.25 51.70	99,729 3,822.93 52.73	101,715 3,899.05 53.78		
TEACHER OF DEAF 1 TF1	71,284 2,732.53 37.69	73,950 2,834.75 39.10	76,579 2,935.53 40.49	79,397 3,043.55 41.98	82,310 3,155.20 43.52	85,563 3,279.90 45.24	87,681 3,361.10 46.36	89,440 3,428.53 47.29	91,218 3,496.68 48.23			
TEACHER OF DEAF 2 TF2	73,950 2,834.75 39.10	76,579 2,935.53 40.49	79,397 3,043.55 41.98	82,310 3,155.20 43.52	85,563 3,279.90 45.24	88,891 3,407.50 47.00	92,258 3,536.55 48.78	94,565 3,625.00 50.00	96,476 3,698.23 51.01	98,405 3,772.18 52.03		
TEACHER OF DEAF 3 TF3	76,579 2,935.53 40.49	79,794 3,058.78 42.19	82,820 3,174.78 43.79	85,998 3,296.58 45.47	89,213 3,419.83 47.17	92,844 3,559.03 49.09	96,362 3,693.88 50.95	98,783 3,786.68 52.23	100,731 3,861.35 53.26	102,736 3,938.20 54.32		
TRANSLATOR 1 TS1	62,754 2,405.55 33.18	64,872 2,486.75 34.30	67,293 2,579.55 35.58	69,865 2,678.15 36.94	72,456 2,777.48 38.31	75,217 2,883.33 39.77	78,338 3,002.95 41.42	80,305 3,078.35 42.46	81,913 3,139.98 43.31	83,558 3,203.05 44.18		
TRANSLATOR 2 TS2	78,414 3,005.85 41.46	81,288 3,116.05 42.98	84,409 3,235.68 44.63	87,776 3,364.73 46.41	91,237 3,497.40 48.24	95,001 3,641.68 50.23	98,972 3,793.93 52.33	101,450 3,888.90 53.64	103,492 3,967.20 54.72	105,554 4,046.23 55.81		


 denotes 20 years


 denotes 25 years

Alternate formats available.

Effective 2024 03 23 through 2025 03 21

TRANSLATOR 3	81,704	84,655	88,059	91,539	95,057	98,972	103,152	105,743	107,861	110,017
TS3	3,132.00	3,245.10	3,375.60	3,509.00	3,643.85	3,793.93	3,954.15	4,053.48	4,134.68	4,217.33
	43.20	44.76	46.56	48.40	50.26	52.33	54.54	55.91	57.03	58.17

 denotes 20 years

 denotes 25 years