

Alternate formats available.

TRADES COMPONENT YEAR 2 SALARY SCHEDULE

Effective 2024 03 23 through 2025 03 21

AIR MECHANIC	47,478	49,190	50,797	52,508	54,240	56,306	57,725	58,894	60,063
AME	1,820.00	1,885.60	1,947.20	2,012.80	2,079.20	2,158.40	2,212.80	2,257.60	2,302.40
	22.75	23.57	24.34	25.16	25.99	26.98	27.66	28.22	28.78
AIRPORT EQUIP OP 1	44,244	45,558	46,811	48,376	49,920	51,444	52,737	53,885	54,971
AQ1	1,696.00	1,746.40	1,794.40	1,854.40	1,913.60	1,972.00	2,021.60	2,065.60	2,107.20
	21.20	21.83	22.43	23.18	23.92	24.65	25.27	25.82	26.34
AIRPORT EQUIP OP 2	49,169	50,755	52,383	53,927	55,868	57,767	59,207	60,292	61,503
AQ2	1,884.80	1,945.60	2,008.00	2,067.20	2,141.60	2,214.40	2,269.60	2,311.20	2,357.60
	23.56	24.32	25.10	25.84	26.77	27.68	28.37	28.89	29.47
AIRPORT MANAGER 1	55,158	56,849	58,957	60,897	63,005	65,238	66,866	68,244	69,600
RM1	2,114.40	2,179.20	2,260.00	2,334.40	2,415.20	2,500.80	2,563.20	2,616.00	2,668.00
	26.43	27.24	28.25	29.18	30.19	31.26	32.04	32.70	33.35
AIRPORT MANAGER 2	61,878	64,070	66,324	68,786	71,374	73,983	75,819	77,280	78,824
RM2	2,372.00	2,456.00	2,542.40	2,636.80	2,736.00	2,836.00	2,906.40	2,962.40	3,021.60
	29.65	30.70	31.78	32.96	34.20	35.45	36.33	37.03	37.77
AIRPORT MANAGER 3	70,080	72,689	75,131	77,990	80,891	83,938	86,024	87,778	89,531
RM3	2,686.40	2,786.40	2,880.00	2,989.60	3,100.80	3,217.60	3,297.60	3,364.80	3,432.00
	33.58	34.83	36.00	37.37	38.76	40.22	41.22	42.06	42.90
AREA WORKS SPVR	57,913	59,833	61,899	64,237	66,511	68,181	69,538	70,936	
ARS	2,220.00	2,293.60	2,372.80	2,462.40	2,549.60	2,613.60	2,665.60	2,719.20	
	27.75	28.67	29.66	30.78	31.87	32.67	33.32	33.99	
ASST POWR ENG 1ST CL	64,800	66,929	69,433	71,938	74,421	77,071	78,971	80,557	82,184
A0E	2,484.00	2,565.60	2,661.60	2,757.60	2,852.80	2,954.40	3,027.20	3,088.00	3,150.40
	31.05	32.07	33.27	34.47	35.66	36.93	37.84	38.60	39.38

denotes 20 years

denotes 25 years

Alternate formats available.

Effective 2024 03 23 through 2025 03 21

ASST POWR ENG 2ND CL A2E	58,017 2,224.00 27.80	60,000 2,300.00 28.75	62,108 2,380.80 29.76	64,278 2,464.00 30.80	66,491 2,548.80 31.86	68,828 2,638.40 32.98	70,539 2,704.00 33.80	71,958 2,758.40 34.48	73,398 2,813.60 35.17		
ASST WORKS SPVR AWS	51,297 1,966.40 24.58	53,197 2,039.20 25.49	54,804 2,100.80 26.26	57,287 2,196.00 27.45	59,103 2,265.60 28.32	60,584 2,322.40 29.03	61,691 2,364.80 29.56	62,922 2,412.00 30.15			
AUTO EQUIP MECH AEM	58,164 2,229.60 27.87	60,104 2,304.00 28.80	62,108 2,380.80 29.76	64,383 2,468.00 30.85	65,990 2,529.60 31.62	67,242 2,577.60 32.22	68,598 2,629.60 32.87				
AUTO EQUIP MECH SRT AMS	55,764 2,137.60 26.72	57,621 2,208.80 27.61	59,666 2,287.20 28.59	61,837 2,370.40 29.63	63,381 2,429.60 30.37	64,675 2,479.20 30.99	65,969 2,528.80 31.61				
AVIONICS TECHNIC 1 AT1	57,496 2,204.00 27.55	59,666 2,287.20 28.59	61,774 2,368.00 29.60	64,070 2,456.00 30.70	66,344 2,543.20 31.79	68,786 2,636.80 32.96	70,831 2,715.20 33.94	73,106 2,802.40 35.03	74,922 2,872.00 35.90	76,466 2,931.20 36.64	77,990 2,989.60 37.37
AVIONICS TECHNIC 2 AT2	71,437 2,738.40 34.23	74,191 2,844.00 35.55	77,092 2,955.20 36.94	80,098 3,070.40 38.38	83,291 3,192.80 39.91	86,546 3,317.60 41.47	89,176 3,418.40 42.73	91,805 3,519.20 43.99	94,101 3,607.20 45.09	96,000 3,680.00 46.00	97,920 3,753.60 46.92
BOAT MATE BMT	42,553 1,631.20 20.39	43,972 1,685.60 21.07	45,412 1,740.80 21.76	46,894 1,797.60 22.47	48,313 1,852.00 23.15	49,983 1,916.00 23.95	51,235 1,964.00 24.55	52,237 2,002.40 25.03	53,280 2,042.40 25.53		
BUILDING SER WRKR 1 BW1	37,795 1,448.80 18.11	38,901 1,491.20 18.64	40,111 1,537.60 19.22	41,384 1,586.40 19.83	42,699 1,636.80 20.46	44,097 1,690.40 21.13	45,183 1,732.00 21.65	46,038 1,764.80 22.06	46,957 1,800.00 22.50		
BUILDING SER WRKR 2 BW2	38,901 1,491.20 18.64	40,111 1,537.60 19.22	41,384 1,586.40 19.83	42,699 1,636.80 20.46	44,097 1,690.40 21.13	45,704 1,752.00 21.90	46,831 1,795.20 22.44	47,812 1,832.80 22.91	48,772 1,869.60 23.37		


denotes 20 years


denotes 25 years

Alternate formats available.

Effective 2024 03 23 through 2025 03 21

BUILDING SER WRKR 3 BW3	40,737 1,561.60 19.52	42,115 1,614.40 20.18	43,388 1,663.20 20.79	44,807 1,717.60 21.47	46,289 1,774.40 22.18	47,979 1,839.20 22.99	49,169 1,884.80 23.56	50,191 1,924.00 24.05	51,193 1,962.40 24.53
CAMP COOK 1 CA1	39,444 1,512.00 18.90	40,550 1,554.40 19.43	42,177 1,616.80 20.21	43,221 1,656.80 20.71	44,077 1,689.60 21.12	44,953 1,723.20 21.54			
CAMP COOK 2 CA2	43,388 1,663.20 20.79	44,849 1,719.20 21.49	46,289 1,774.40 22.18	47,457 1,819.20 22.74	48,355 1,853.60 23.17	49,315 1,890.40 23.63			
CASUAL NURSERY WRKR CNW	32,807 1,257.60 15.72	32,807 1,257.60 15.72	33,621 1,288.80 16.11	33,621 1,288.80 16.11	34,289 1,314.40 16.43				
CH POWER ENG 1ST C1E	93,371 3,579.20 44.74	96,960 3,716.80 46.46	100,717 3,860.80 48.26	104,640 4,011.20 50.14	107,708 4,128.80 51.61	111,026 4,256.00 53.20	113,802 4,362.40 54.53	116,077 4,449.60 55.62	118,393 4,538.40 56.73
CH POWER ENG 2ND CL C2E	88,571 3,395.20 42.44	91,805 3,519.20 43.99	95,186 3,648.80 45.61	98,943 3,792.80 47.41	101,906 3,906.40 48.83	104,452 4,004.00 50.05	106,518 4,083.20 51.04	108,647 4,164.80 52.06	
CH POWER ENG 3RD CL C3E	70,685 2,709.60 33.87	73,211 2,806.40 35.08	75,903 2,909.60 36.37	78,866 3,023.20 37.79	80,849 3,099.20 38.74	82,498 3,162.40 39.53	84,146 3,225.60 40.32		
CONSTRUCTION SPVR 1 CU1	63,924 2,450.40 30.63	66,178 2,536.80 31.71	68,640 2,631.20 32.89	71,249 2,731.20 34.14	73,962 2,835.20 35.44	75,798 2,905.60 36.32	77,259 2,961.60 37.02	78,804 3,020.80 37.76	
CONSTRUCTION SPVR 2 CU2	70,706 2,710.40 33.88	73,211 2,806.40 35.08	76,111 2,917.60 36.47	79,033 3,029.60 37.87	82,059 3,145.60 39.32	84,125 3,224.80 40.31	85,816 3,289.60 41.12	87,527 3,355.20 41.94	
CONSTRUCTION WKR LH CLH	46,748 1,792.00 22.40	48,313 1,852.00 23.15	49,816 1,909.60 23.87	51,047 1,956.80 24.46	52,091 1,996.80 24.96	53,134 2,036.80 25.46			

 denotes 20 years

 denotes 25 years

Alternate formats available.

Effective 2024 03 23 through 2025 03 21

CONSTRUCTION WORKER CWR	43,805 1,679.20 20.99	45,308 1,736.80 21.71	46,811 1,794.40 22.43	48,313 1,852.00 23.15	49,503 1,897.60 23.72	50,567 1,938.40 24.23	51,569 1,976.80 24.71					
COOK 1 CK1	43,910 1,683.20 21.04	45,099 1,728.80 21.61	46,226 1,772.00 22.15	47,478 1,820.00 22.75	49,023 1,879.20 23.49	50,442 1,933.60 24.17	51,694 1,981.60 24.77	52,758 2,022.40 25.28	53,823 2,063.20 25.79			
COOK 2 CK2	48,564 1,861.60 23.27	49,774 1,908.00 23.85	51,047 1,956.80 24.46	52,445 2,010.40 25.13	53,864 2,064.80 25.81	55,346 2,121.60 26.52	56,744 2,175.20 27.19	57,871 2,218.40 27.73	59,019 2,262.40 28.28			
COOK 3 CK3	52,091 1,996.80 24.96	53,447 2,048.80 25.61	54,824 2,101.60 26.27	56,285 2,157.60 26.97	57,746 2,213.60 27.67	59,311 2,273.60 28.42	60,793 2,330.40 29.13	62,024 2,377.60 29.72	63,256 2,424.80 30.31			
DEP CH POWER ENG 1ST DOE	83,812 3,212.80 40.16	86,984 3,334.40 41.68	90,386 3,464.80 43.31	93,663 3,590.40 44.88	96,459 3,697.60 46.22	98,859 3,789.60 47.37	100,863 3,866.40 48.33	102,887 3,944.00 49.30				
DEP CH POWER ENG 2ND D2E	69,433 2,661.60 33.27	71,938 2,757.60 34.47	74,567 2,858.40 35.73	77,343 2,964.80 37.06	79,284 3,039.20 37.99	80,891 3,100.80 38.76	82,518 3,163.20 39.54					
DEP CH POWER ENG 3RD D3E	69,245 2,654.40 33.18	71,604 2,744.80 34.31	74,233 2,845.60 35.57	76,988 2,951.20 36.89	78,908 3,024.80 37.81	80,494 3,085.60 38.57	82,101 3,147.20 39.34					
FACILITY MANAGER 1 FM1	43,221 1,656.80 20.71	44,640 1,711.20 21.39	47,311 1,813.60 22.67	48,897 1,874.40 23.43	50,379 1,931.20 24.14	52,070 1,996.00 24.95	53,885 2,065.60 25.82	55,576 2,130.40 26.63	57,183 2,192.00 27.40	58,623 2,247.20 28.09	59,812 2,292.80 28.66	61,002 2,338.40 29.23
FACILITY MANAGER 2 FM2	50,379 1,931.20 24.14	52,070 1,996.00 24.95	53,885 2,065.60 25.82	55,722 2,136.00 26.70	57,517 2,204.80 27.56	59,812 2,292.80 28.66	61,565 2,360.00 29.50	63,381 2,429.60 30.37	64,967 2,490.40 31.13	66,282 2,540.80 31.76	67,618 2,592.00 32.40	
FACILITY MANAGER 3 FM3	57,517 2,204.80 27.56	59,812 2,292.80 28.66	62,525 2,396.80 29.96	65,238 2,500.80 31.26	67,701 2,595.20 32.44	70,247 2,692.80 33.66	72,251 2,769.60 34.62	74,525 2,856.80 35.71	76,383 2,928.00 36.60	77,927 2,987.20 37.34	79,492 3,047.20 38.09	


denotes 20 years


denotes 25 years

Alternate formats available.

Effective 2024 03 23 through 2025 03 21

FACILITY MANAGER 4 FM4	65,906 2,526.40 31.58	68,348 2,620.00 32.75	70,915 2,718.40 33.98	73,607 2,821.60 35.27	77,572 2,973.60 37.17	80,640 3,091.20 38.64	83,729 3,209.60 40.12	86,233 3,305.60 41.32	88,863 3,406.40 42.58	91,096 3,492.00 43.65	92,953 3,563.20 44.54	94,811 3,634.40 45.43
FIRE RANGER 1 FR1	39,318 1,507.20 18.84	40,237 1,542.40 19.28	41,551 1,592.80 19.91	42,574 1,632.00 20.40	43,471 1,666.40 20.83	44,327 1,699.20 21.24						
FIRE RANGER 2 FR2	43,263 1,658.40 20.73	44,536 1,707.20 21.34	46,268 1,773.60 22.17	47,395 1,816.80 22.71	48,334 1,852.80 23.16	49,315 1,890.40 23.63						
FIRE RANGER 3 FR3	45,558 1,746.40 21.83	46,915 1,798.40 22.48	48,376 1,854.40 23.18	49,586 1,900.80 23.76	50,567 1,938.40 24.23	51,569 1,976.80 24.71						
FIRE RANGER 4 FR4	48,376 1,854.40 23.18	50,233 1,925.60 24.07	51,757 1,984.00 24.80	53,071 2,034.40 25.43	54,157 2,076.00 25.95	55,221 2,116.80 26.46						
FOOD SERVICES SPVR CK5	50,797 1,947.20 24.34	52,508 2,012.80 25.16	54,240 2,079.20 25.99	56,306 2,158.40 26.98	58,268 2,233.60 27.92	60,480 2,318.40 28.98	62,004 2,376.80 29.71	63,235 2,424.00 30.30	64,508 2,472.80 30.91			
GARAGE WORKS SPVR GWS	63,840 2,447.20 30.59	66,198 2,537.60 31.72	68,578 2,628.80 32.86	71,228 2,730.40 34.13	73,795 2,828.80 35.36	75,631 2,899.20 36.24	77,134 2,956.80 36.96	78,678 3,016.00 37.70				
GARDENER 1 GR1	42,553 1,631.20 20.39	43,972 1,685.60 21.07	45,412 1,740.80 21.76	46,894 1,797.60 22.47	48,313 1,852.00 23.15	49,983 1,916.00 23.95	51,235 1,964.00 24.55	52,237 2,002.40 25.03	53,280 2,042.40 25.53			
GARDENER 2 GR2	43,972 1,685.60 21.07	45,412 1,740.80 21.76	46,894 1,797.60 22.47	48,313 1,852.00 23.15	49,983 1,916.00 23.95	51,715 1,982.40 24.78	53,009 2,032.00 25.40	54,073 2,072.80 25.91	55,158 2,114.40 26.43			
GARDENER 3 GR3	46,894 1,797.60 22.47	48,313 1,852.00 23.15	49,983 1,916.00 23.95	51,715 1,982.40 24.78	53,510 2,051.20 25.64	55,325 2,120.80 26.51	56,724 2,174.40 27.18	57,851 2,217.60 27.72	58,998 2,261.60 28.27			

 denotes 20 years

 denotes 25 years

Alternate formats available.

Effective 2024 03 23 through 2025 03 21

GARDENER 4	58,268	60,480	62,630	64,946	67,555	69,913	71,666	73,085	74,546
GR4	2,233.60	2,318.40	2,400.80	2,489.60	2,589.60	2,680.00	2,747.20	2,801.60	2,857.60
	27.92	28.98	30.01	31.12	32.37	33.50	34.34	35.02	35.72
HATCHERY ASSISTANT	40,111	41,384	42,595	43,659	44,494	45,391			
HA	1,537.60	1,586.40	1,632.80	1,673.60	1,705.60	1,740.00			
	19.22	19.83	20.41	20.92	21.32	21.75			
HATCHERY HELPER	38,901	40,111	41,134	41,927	42,762				
HH	1,491.20	1,537.60	1,576.80	1,607.20	1,639.20				
	18.64	19.22	19.71	20.09	20.49				
HIGHWYS EQUIP PAINT	43,972	45,412	46,894	48,313	49,983	51,715	53,009	54,073	55,158
HEP	1,685.60	1,740.80	1,797.60	1,852.00	1,916.00	1,982.40	2,032.00	2,072.80	2,114.40
	21.07	21.76	22.47	23.15	23.95	24.78	25.40	25.91	26.43
LABOURER/MAINT WRKR 1	39,944	41,217	42,783	43,847	44,724	45,621			
LAB/MW1	1,531.20	1,580.00	1,640.00	1,680.80	1,714.40	1,748.80			
	19.14	19.75	20.50	21.01	21.43	21.86			
MACHINIST	61,190	63,256	65,447	67,889	69,976	71,979	73,795	75,214	76,717
MC	2,345.60	2,424.80	2,508.80	2,602.40	2,682.40	2,759.20	2,828.80	2,883.20	2,940.80
	29.32	30.31	31.36	32.53	33.53	34.49	35.36	36.04	36.76
MACHINIST SRT	63,256	65,447	67,889	70,351	72,543	74,692	76,550	78,031	79,597
SMC	2,424.80	2,508.80	2,602.40	2,696.80	2,780.80	2,863.20	2,934.40	2,991.20	3,051.20
	30.31	31.36	32.53	33.71	34.76	35.79	36.68	37.39	38.14
MAINT ASSISTANT	46,811	48,271	49,816	51,423	53,155	55,033	56,390	57,517	58,685
MAN	1,794.40	1,850.40	1,909.60	1,971.20	2,037.60	2,109.60	2,161.60	2,204.80	2,249.60
	22.43	23.13	23.87	24.64	25.47	26.37	27.02	27.56	28.12
MAINT TRADES 1 SRT	56,953	59,082	61,023	63,131	65,071	66,720	68,035	69,391	
SM1	2,183.20	2,264.80	2,339.20	2,420.00	2,494.40	2,557.60	2,608.00	2,660.00	
	27.29	28.31	29.24	30.25	31.18	31.97	32.60	33.25	
MAINT TRADES 2 SRT	61,023	63,131	65,447	67,847	69,955	71,708	73,127	74,588	
SM2	2,339.20	2,420.00	2,508.80	2,600.80	2,681.60	2,748.80	2,803.20	2,859.20	
	29.24	30.25	31.36	32.51	33.52	34.36	35.04	35.74	

denotes 20 years

denotes 25 years

Alternate formats available.

Effective 2024 03 23 through 2025 03 21

MAINT TRADES 3 SRT	67,847	70,351	73,148	75,673	78,031	80,285	82,310	83,979	85,649
SM3	2,600.80	2,696.80	2,804.00	2,900.80	2,991.20	3,077.60	3,155.20	3,219.20	3,283.20
	32.51	33.71	35.05	36.26	37.39	38.47	39.44	40.24	41.04
MAINT TRADESPERSN 1	55,096	56,953	59,082	61,023	62,901	64,466	65,718	67,033	
MM1	2,112.00	2,183.20	2,264.80	2,339.20	2,411.20	2,471.20	2,519.20	2,569.60	
	26.40	27.29	28.31	29.24	30.14	30.89	31.49	32.12	
MAINT TRADESPERSN 2	59,082	61,023	63,131	65,447	67,555	69,245	70,518	71,938	
MM2	2,264.80	2,339.20	2,420.00	2,508.80	2,589.60	2,654.40	2,703.20	2,757.60	
	28.31	29.24	30.25	31.36	32.37	33.18	33.79	34.47	
MAINT TRADESPERSN 3	66,783	69,183	71,791	74,630	76,821	79,117	81,099	82,727	84,376
MM3	2,560.00	2,652.00	2,752.00	2,860.80	2,944.80	3,032.80	3,108.80	3,171.20	3,234.40
	32.00	33.15	34.40	35.76	36.81	37.91	38.86	39.64	40.43
MECH EQ MECH 2 SRT	65,155	67,409	69,934	72,459	74,713	76,925	78,845	80,369	81,976
M2S	2,497.60	2,584.00	2,680.80	2,777.60	2,864.00	2,948.80	3,022.40	3,080.80	3,142.40
	31.22	32.30	33.51	34.72	35.80	36.86	37.78	38.51	39.28
MECH EQUIP MECH 1	54,950	56,744	58,727	60,710	62,504	64,341	65,948	67,221	68,578
ME1	2,106.40	2,175.20	2,251.20	2,327.20	2,396.00	2,466.40	2,528.00	2,576.80	2,628.80
	26.33	27.19	28.14	29.09	29.95	30.83	31.60	32.21	32.86
MECH EQUIP MECH 2	63,026	65,155	67,409	69,934	72,084	74,129	76,007	77,468	79,012
ME2	2,416.00	2,497.60	2,584.00	2,680.80	2,763.20	2,841.60	2,913.60	2,969.60	3,028.80
	30.20	31.22	32.30	33.51	34.54	35.52	36.42	37.12	37.86
MECH SUPERVISOR	63,673	65,906	68,348	70,894	73,607	76,362	78,261	79,805	81,391
MSR	2,440.80	2,526.40	2,620.00	2,717.60	2,821.60	2,927.20	3,000.00	3,059.20	3,120.00
	30.51	31.58	32.75	33.97	35.27	36.59	37.50	38.24	39.00
MECHANIC 1	50,901	52,487	54,198	56,139	57,997	59,457	60,668	61,857	
MH1	1,951.20	2,012.00	2,077.60	2,152.00	2,223.20	2,279.20	2,325.60	2,371.20	
	24.39	25.15	25.97	26.90	27.79	28.49	29.07	29.64	
MECHANIC 2	53,301	55,158	57,037	59,165	61,085	62,609	63,882	65,155	
MH2	2,043.20	2,114.40	2,186.40	2,268.00	2,341.60	2,400.00	2,448.80	2,497.60	
	25.54	26.43	27.33	28.35	29.27	30.00	30.61	31.22	

denotes 20 years

denotes 25 years

Alternate formats available.

Effective 2024 03 23 through 2025 03 21

MOBILE SUPPORT SPVR	44,619	46,038	47,478	49,190	50,797	52,508	53,823	54,908	56,014
MPS	1,710.40	1,764.80	1,820.00	1,885.60	1,947.20	2,012.80	2,063.20	2,104.80	2,147.20
	21.38	22.06	22.75	23.57	24.34	25.16	25.79	26.31	26.84
OPERATOR 1/MAINT WRKR 2 OR1/MW2	44,515	45,537	46,664	47,541	48,501				
	1,706.40	1,745.60	1,788.80	1,822.40	1,859.20				
	21.33	21.82	22.36	22.78	23.24				
OPERATOR 2/MAINT WRKR 2 OR2/MW2	46,957	47,979	49,169	50,024	51,026				
	1,800.00	1,839.20	1,884.80	1,917.60	1,956.00				
	22.50	22.99	23.56	23.97	24.45				
OPERATOR 3/MAINT WRKR 3 OR3/MW3	50,317	51,297	52,550	53,635	54,699				
	1,928.80	1,966.40	2,014.40	2,056.00	2,096.80				
	24.11	24.58	25.18	25.70	26.21				
OPERATOR 4/MAINT WRKR 3 OR4/MW3	52,153	53,176	54,511	55,576	56,682				
	1,999.20	2,038.40	2,089.60	2,130.40	2,172.80				
	24.99	25.48	26.12	26.63	27.16				
OPERATOR 5 OR5	54,157	55,284	56,682	57,788	58,936				
	2,076.00	2,119.20	2,172.80	2,215.20	2,259.20				
	25.95	26.49	27.16	27.69	28.24				
PARK ATTENDANT 1 KA1	34,748	35,708	36,877	37,711	38,943	39,903	40,717	41,531	
	1,332.00	1,368.80	1,413.60	1,445.60	1,492.80	1,529.60	1,560.80	1,592.00	
	16.65	17.11	17.67	18.07	18.66	19.12	19.51	19.90	
PARK ATTENDANT 2 KA2	36,877	37,711	38,943	40,111	41,322	42,344	43,200	44,056	
	1,413.60	1,445.60	1,492.80	1,537.60	1,584.00	1,623.20	1,656.00	1,688.80	
	17.67	18.07	18.66	19.22	19.80	20.29	20.70	21.11	
PARK ATTENDANT 3 KA3	40,111	41,322	42,616	44,035	45,350	46,497	47,457	48,397	
	1,537.60	1,584.00	1,633.60	1,688.00	1,738.40	1,782.40	1,819.20	1,855.20	
	19.22	19.80	20.42	21.10	21.73	22.28	22.74	23.19	
PARK ATTENDANT 4 KA4	42,616	44,035	45,350	47,061	48,564	49,795	50,797	51,819	
	1,633.60	1,688.00	1,738.40	1,804.00	1,861.60	1,908.80	1,947.20	1,986.40	
	20.42	21.10	21.73	22.55	23.27	23.86	24.34	24.83	


denotes 20 years


denotes 25 years

Alternate formats available.

Effective 2024 03 23 through 2025 03 21

PARK WORKS SPVR 1 PK1	45,433 1,741.60 21.77	46,936 1,799.20 22.49	48,397 1,855.20 23.19	49,983 1,916.00 23.95	51,673 1,980.80 24.76	53,468 2,049.60 25.62	54,783 2,100.00 26.25	55,889 2,142.40 26.78	57,016 2,185.60 27.32
PARK WORKS SPVR 2 PK2	46,936 1,799.20 22.49	48,397 1,855.20 23.19	49,983 1,916.00 23.95	51,673 1,980.80 24.76	53,468 2,049.60 25.62	55,284 2,119.20 26.49	56,661 2,172.00 27.15	57,809 2,216.00 27.70	58,957 2,260.00 28.25
PARK WORKS SPVR 3 PK3	49,857 1,911.20 23.89	51,485 1,973.60 24.67	53,197 2,039.20 25.49	55,075 2,111.20 26.39	56,932 2,182.40 27.28	58,998 2,261.60 28.27	60,480 2,318.40 28.98	61,649 2,363.20 29.54	62,880 2,410.40 30.13
POWER ENG 1ST CL PL O1E	81,016 3,105.60 38.82	83,791 3,212.00 40.15	86,922 3,332.00 41.65	90,365 3,464.00 43.30	92,974 3,564.00 44.55	95,291 3,652.80 45.66	97,252 3,728.00 46.60	99,193 3,802.40 47.53	
POWER ENG 2ND CL PL O2E	71,812 2,752.80 34.41	74,484 2,855.20 35.69	77,134 2,956.80 36.96	80,035 3,068.00 38.35	82,018 3,144.00 39.30	83,666 3,207.20 40.09	85,336 3,271.20 40.89		
POWER ENG 3RD CL PL O3E	62,066 2,379.20 29.74	64,216 2,461.60 30.77	66,386 2,544.80 31.81	68,891 2,640.80 33.01	70,623 2,707.20 33.84	72,021 2,760.80 34.51	73,461 2,816.00 35.20		
POWER ENG 5TH CL O5E	49,148 1,884.00 23.55	50,776 1,946.40 24.33	52,278 2,004.00 25.05	54,073 2,072.80 25.91	55,430 2,124.80 26.56	56,557 2,168.00 27.10	57,684 2,211.20 27.64		
PROJECT WORKS SPVR PWS	52,216 2,001.60 25.02	54,115 2,074.40 25.93	56,202 2,154.40 26.93	57,997 2,223.20 27.79	59,457 2,279.20 28.49	60,668 2,325.60 29.07	61,878 2,372.00 29.65		
RADIO TECHNICIAN 1 RT1	47,478 1,820.00 22.75	49,190 1,885.60 23.57	50,797 1,947.20 24.34	52,508 2,012.80 25.16	54,240 2,079.20 25.99	56,306 2,158.40 26.98	57,725 2,212.80 27.66	58,894 2,257.60 28.22	60,063 2,302.40 28.78
RADIO TECHNICIAN 2 RT2	53,510 2,051.20 25.64	55,325 2,120.80 26.51	57,183 2,192.00 27.40	59,395 2,276.80 28.46	61,503 2,357.60 29.47	63,819 2,446.40 30.58	65,405 2,507.20 31.34	66,699 2,556.80 31.96	68,035 2,608.00 32.60



 denotes 20 years

 denotes 25 years

Alternate formats available.

Effective 2024 03 23 through 2025 03 21

RADIO TECHNICIAN 3 RT3	56,306 2,158.40 26.98	58,268 2,233.60 27.92	60,480 2,318.40 28.98	62,630 2,400.80 30.01	64,946 2,489.60 31.12	67,555 2,589.60 32.37	69,245 2,654.40 33.18	70,518 2,703.20 33.79	71,938 2,757.60 34.47
SECURITY OFFICER 1 BG	42,804 1,640.80 20.51	44,056 1,688.80 21.11	45,433 1,741.60 21.77	46,873 1,796.80 22.46	48,376 1,854.40 23.18	49,857 1,911.20 23.89	51,089 1,958.40 24.48	52,111 1,997.60 24.97	53,155 2,037.60 25.47
SECURITY OFFICER 2 HGG	45,913 1,760.00 22.00	47,374 1,816.00 22.70	48,897 1,874.40 23.43	50,442 1,933.60 24.17	52,070 1,996.00 24.95	53,802 2,062.40 25.78	55,117 2,112.80 26.41	56,223 2,155.20 26.94	57,350 2,198.40 27.48
SERVICE WORKER 1 SK1	37,732 1,446.40 18.08	38,755 1,485.60 18.57	39,840 1,527.20 19.09	40,925 1,568.80 19.61	42,052 1,612.00 20.15	43,096 1,652.00 20.65	43,910 1,683.20 21.04	44,786 1,716.80 21.46	
SERVICE WORKER 2 SK2	43,659 1,673.60 20.92	44,849 1,719.20 21.49	45,997 1,763.20 22.04	47,353 1,815.20 22.69	48,647 1,864.80 23.31	49,962 1,915.20 23.94	51,214 1,963.20 24.54	52,216 2,001.60 25.02	53,259 2,041.60 25.52
SERVICE WORKER 3 SK3	45,725 1,752.80 21.91	46,831 1,795.20 22.44	48,376 1,854.40 23.18	49,837 1,910.40 23.88	51,381 1,969.60 24.62	52,925 2,028.80 25.36	54,261 2,080.00 26.00	55,346 2,121.60 26.52	56,452 2,164.00 27.05
SERVICE WORKER 4 SK4	47,708 1,828.80 22.86	49,148 1,884.00 23.55	50,755 1,945.60 24.32	52,320 2,005.60 25.07	54,115 2,074.40 25.93	55,993 2,146.40 26.83	57,391 2,200.00 27.50	58,497 2,242.40 28.03	59,666 2,287.20 28.59
SIGNALS TECH 1 SG1	69,976 2,682.40 33.53	72,459 2,777.60 34.72	75,131 2,880.00 36.00	78,157 2,996.00 37.45	80,118 3,071.20 38.39	81,725 3,132.80 39.16	83,353 3,195.20 39.94		

 denotes 20 years
 denotes 25 years

Alternate formats available.

Effective 2024 03 23 through 2025 03 21

SIGNALS TECH 2	72,459	75,131	78,157	80,911	82,915	84,564	86,254		
SG2	2,777.60	2,880.00	2,996.00	3,101.60	3,178.40	3,241.60	3,306.40		
	34.72	36.00	37.45	38.77	39.73	40.52	41.33		
SPVRING MECHANIC	54,240	56,306	58,268	60,480	62,004	63,235	64,508		
SVM	2,079.20	2,158.40	2,233.60	2,318.40	2,376.80	2,424.00	2,472.80		
	25.99	26.98	27.92	28.98	29.71	30.30	30.91		
TRADES HELPER	41,677	43,054	44,473	45,851	47,311	48,877	50,087	51,047	52,070
TRH	1,597.60	1,650.40	1,704.80	1,757.60	1,813.60	1,873.60	1,920.00	1,956.80	1,996.00
	19.97	20.63	21.31	21.97	22.67	23.42	24.00	24.46	24.95
TRADES HELPER LH	43,054	44,473	45,851	47,311	48,877	50,651	51,924	52,946	54,011
TRL	1,650.40	1,704.80	1,757.60	1,813.60	1,873.60	1,941.60	1,990.40	2,029.60	2,070.40
	20.63	21.31	21.97	22.67	23.42	24.27	24.88	25.37	25.88
WELDER	63,026	65,155	67,409	69,934	72,084	74,129	76,007	77,468	79,012
WL	2,416.00	2,497.60	2,584.00	2,680.80	2,763.20	2,841.60	2,913.60	2,969.60	3,028.80
	30.20	31.22	32.30	33.51	34.54	35.52	36.42	37.12	37.86
WELDER SRT	62,233	64,424	66,783	69,245	71,332	73,461	75,298	76,800	78,324
SWL	2,385.60	2,469.60	2,560.00	2,654.40	2,734.40	2,816.00	2,886.40	2,944.00	3,002.40
	29.82	30.87	32.00	33.18	34.18	35.20	36.08	36.80	37.53
WORKS SPVR	53,718	55,638	57,871	60,042	61,544	62,755	64,007		
WKS	2,059.20	2,132.80	2,218.40	2,301.60	2,359.20	2,405.60	2,453.60		
	25.74	26.66	27.73	28.77	29.49	30.07	30.67		
WORKS SUPT 1	51,715	53,510	55,325	57,183	59,395	61,503	63,047	64,299	65,593
WT1	1,982.40	2,051.20	2,120.80	2,192.00	2,276.80	2,357.60	2,416.80	2,464.80	2,514.40
	24.78	25.64	26.51	27.40	28.46	29.47	30.21	30.81	31.43
WORKS SUPT 2	55,325	57,183	59,395	61,503	63,819	66,198	67,847	69,266	70,644
WT2	2,120.80	2,192.00	2,276.80	2,357.60	2,446.40	2,537.60	2,600.80	2,655.20	2,708.00
	26.51	27.40	28.46	29.47	30.58	31.72	32.51	33.19	33.85
WR SUPERVISOR	56,223	58,122	60,125	62,400	64,591	66,198	67,534	68,891	
WRS	2,155.20	2,228.00	2,304.80	2,392.00	2,476.00	2,537.60	2,588.80	2,640.80	
	26.94	27.85	28.81	29.90	30.95	31.72	32.36	33.01	

denotes 20 years

denotes 25 years