

Alternate formats available.

ADMIN COMPONENT YEAR 3 SALARY SCHEDULE

Effective 2025 03 22 through 2026 03 20

ADMIN ANALYST AAN	68,106 2,610.73 36.01	71,019 2,722.38 37.55	73,685 2,824.60 38.96	76,447 2,930.45 40.42	79,340 3,041.38 41.95	82,537 3,163.90 43.64	85,714 3,285.70 45.32	87,851 3,367.63 46.45	89,629 3,435.78 47.39	91,426 3,504.65 48.34
ADMIN OFFICER 1 AO1	55,983 2,146.00 29.60	57,571 2,206.90 30.44	59,293 2,272.88 31.35	61,165 2,344.65 32.34	63,416 2,430.93 33.53	65,723 2,519.38 34.75	67,387 2,583.18 35.63	68,806 2,637.55 36.38	70,187 2,690.48 37.11	
ADMIN OFFICER 2 AO2	62,281 2,387.43 32.93	64,645 2,478.05 34.18	66,820 2,561.43 35.33	69,317 2,657.13 36.65	71,964 2,758.63 38.05	74,631 2,860.85 39.46	76,484 2,931.90 40.44	78,035 2,991.35 41.26	79,605 3,051.53 42.09	
ADMIN OFFICER 3 XO3	65,704 2,518.65 34.74	68,106 2,610.73 36.01	70,565 2,704.98 37.31	73,175 2,805.03 38.69	76,106 2,917.40 40.24	79,076 3,031.23 41.81	82,045 3,145.05 43.38	84,107 3,224.08 44.47	85,809 3,289.33 45.37	87,530 3,355.30 46.28
ADMIN OFFICER 4 XO4	74,839 2,868.83 39.57	77,563 2,973.23 41.01	80,494 3,085.60 42.56	83,653 3,206.68 44.23	86,906 3,331.38 45.95	90,253 3,459.70 47.72	94,074 3,606.15 49.74	96,438 3,696.78 50.99	98,310 3,768.55 51.98	100,277 3,843.95 53.02
ASST MGR CLAIMS AMC	68,106 2,610.73 36.01	71,019 2,722.38 37.55	73,685 2,824.60 38.96	76,447 2,930.45 40.42	79,340 3,041.38 41.95	82,537 3,163.90 43.64	85,714 3,285.70 45.32	87,851 3,367.63 46.45	89,629 3,435.78 47.39	91,426 3,504.65 48.34
AUDIT ACCOUNTANT 1 AN1	62,546 2,397.58 33.07	64,948 2,489.65 34.34	67,350 2,581.73 35.61	69,770 2,674.53 36.89	72,361 2,773.85 38.26	75,028 2,876.08 39.67	76,901 2,947.85 40.66	78,489 3,008.75 41.50	80,059 3,068.93 42.33	
AUDIT ACCOUNTANT 2 AN2	73,515 2,818.08 38.87	76,258 2,923.20 40.32	79,189 3,035.58 41.87	82,253 3,153.03 43.49	85,374 3,272.65 45.14	88,721 3,400.98 46.91	90,934 3,485.80 48.08	92,769 3,556.13 49.05	94,603 3,626.45 50.02	
AUDIT MGR 1 AZ1	85,014 3,258.88 44.95	88,267 3,383.58 46.67	91,653 3,513.35 48.46	95,417 3,657.63 50.45	99,313 3,806.98 52.51	103,568 3,970.10 54.76	108,031 4,141.20 57.12	110,717 4,244.15 58.54	112,949 4,329.70 59.72	115,200 4,415.98 60.91


denotes 20 years


denotes 25 years

Alternate formats available.

Effective 2025 03 22 through 2026 03 20

AUDIT MGR 2	91,653	95,417	99,313	103,568	108,031	112,741	117,639	122,803	125,904	128,420	130,992	
AZ2	3,513.35	3,657.63	3,806.98	3,970.10	4,141.20	4,321.73	4,509.50	4,707.43	4,826.33	4,922.75	5,021.35	
	48.46	50.45	52.51	54.76	57.12	59.61	62.20	64.93	66.57	67.90	69.26	
AUDIT SPVR 1	63,056	65,420	67,917	70,508	73,156	76,012	80,135	83,293	86,603	88,759	90,537	92,334
AX1	2,417.15	2,507.78	2,603.48	2,702.80	2,804.30	2,913.78	3,071.83	3,192.90	3,319.78	3,402.43	3,470.58	3,539.45
	33.34	34.59	35.91	37.28	38.68	40.19	42.37	44.04	45.79	46.93	47.87	48.82
AUDIT SPVR 2	74,726	77,695	80,513	83,690	86,981	90,442	94,131	99,313	101,809	103,814	105,875	
AX2	2,864.48	2,978.30	3,086.33	3,208.13	3,334.28	3,466.95	3,608.33	3,806.98	3,902.68	3,979.53	4,058.55	
	39.51	41.08	42.57	44.25	45.99	47.82	49.77	52.51	53.83	54.89	55.98	
BUSINESS ANALYST 1	68,106	71,019	73,685	76,447	79,340	82,537	85,714	87,851	89,629	91,426		
BA1	2,610.73	2,722.38	2,824.60	2,930.45	3,041.38	3,163.90	3,285.70	3,367.63	3,435.78	3,504.65		
	36.01	37.55	38.96	40.42	41.95	43.64	45.32	46.45	47.39	48.34		
BUSINESS ANALYST 2	71,151	73,912	76,636	79,662	82,745	86,092	89,591	91,823	93,620	95,492		
BA2	2,727.45	2,833.30	2,937.70	3,053.70	3,171.88	3,300.20	3,434.33	3,519.88	3,588.75	3,660.53		
	37.62	39.08	40.52	42.12	43.75	45.52	47.37	48.55	49.50	50.49		
BUSINESS ANALYST 3	80,910	83,993	87,189	90,840	94,528	98,537	102,774	105,346	107,521	109,658		
BA3	3,101.55	3,219.73	3,342.25	3,482.18	3,623.55	3,777.25	3,939.65	4,038.25	4,121.63	4,203.55		
	42.78	44.41	46.10	48.03	49.98	52.10	54.34	55.70	56.85	57.98		
BUSINESS ANALYST 4	94,528	98,537	102,774	107,275	111,947	116,921	119,852	122,216	124,656			
BA4	3,623.55	3,777.25	3,939.65	4,112.20	4,291.28	4,481.95	4,594.33	4,684.95	4,778.48			
	49.98	52.10	54.34	56.72	59.19	61.82	63.37	64.62	65.91			
CONSULTANT SPEC ED	77,563	80,494	83,653	86,906	90,253	94,074	98,008	100,447	102,509	104,551		
CED	2,973.23	3,085.60	3,206.68	3,331.38	3,459.70	3,606.15	3,756.95	3,850.48	3,929.50	4,007.80		
	41.01	42.56	44.23	45.95	47.72	49.74	51.82	53.11	54.20	55.28		
CURRICULUM CONSULT	85,411	88,684	92,201	95,776	99,804	103,965	108,334	111,058	113,251	115,521		
CRC	3,274.10	3,399.53	3,534.38	3,671.40	3,825.83	3,985.33	4,152.80	4,257.20	4,341.30	4,428.30		
	45.16	46.89	48.75	50.64	52.77	54.97	57.28	58.72	59.88	61.08		
DEP COORD EMO	73,118	75,936	78,735	81,704	85,033	88,286	90,480	92,334	94,187			
DCM	2,802.85	2,910.88	3,018.18	3,132.00	3,259.60	3,384.30	3,468.40	3,539.45	3,610.50			
	38.66	40.15	41.63	43.20	44.96	46.68	47.84	48.82	49.80			


 denotes 20 years


 denotes 25 years

Alternate formats available.

Effective 2025 03 22 through 2026 03 20

ED ADMIN CONSULTANT	87,814	91,256	94,792	98,802	102,849	107,199	111,871	114,689	116,996	119,342	
EAC	3,366.18	3,498.13	3,633.70	3,787.40	3,942.55	4,109.30	4,288.38	4,396.40	4,484.85	4,574.75	
	46.43	48.25	50.12	52.24	54.38	56.68	59.15	60.64	61.86	63.10	
FINANCIAL OFFICER 1	60,087	62,224	64,399	66,801	69,317	71,832	73,629	75,047	76,541		
FI1	2,303.33	2,385.25	2,468.63	2,560.70	2,657.13	2,753.55	2,822.43	2,876.80	2,934.08		
	31.77	32.90	34.05	35.32	36.65	37.98	38.93	39.68	40.47		
FINANCIAL OFFICER 2	62,224	64,399	66,801	69,317	71,832	74,612	76,484	77,941	79,511		
FI2	2,385.25	2,468.63	2,560.70	2,657.13	2,753.55	2,860.13	2,931.90	2,987.73	3,047.90		
	32.90	34.05	35.32	36.65	37.98	39.45	40.44	41.21	42.04		
FINANCIAL OFFICER 3	70,584	72,967	75,747	78,546	81,534	84,712	86,849	88,570	90,348		
FI3	2,705.70	2,797.05	2,903.63	3,010.93	3,125.48	3,247.28	3,329.20	3,395.18	3,463.33		
	37.32	38.58	40.05	41.53	43.11	44.79	45.92	46.83	47.77		
FINANCIAL OFFICER 4	77,544	80,494	83,558	86,717	90,159	93,658	96,003	97,932	99,899		
FI4	2,972.50	3,085.60	3,203.05	3,324.13	3,456.08	3,590.20	3,680.10	3,754.05	3,829.45		
	41.00	42.56	44.18	45.85	47.67	49.52	50.76	51.78	52.82		
FINANCIAL OFFICER 5	80,702	83,728	87,038	90,424	94,055	97,856	103,247	105,857	107,975	110,131	
FI5	3,093.58	3,209.58	3,336.45	3,466.23	3,605.43	3,751.15	3,957.78	4,057.83	4,139.03	4,221.68	
	42.67	44.27	46.02	47.81	49.73	51.74	54.59	55.97	57.09	58.23	
INFO TECHNOLOGIST 1	56,285	57,798	60,995	62,470	64,172	65,893	67,652	69,430	71,189	72,607	74,064
IS1	2,157.60	2,215.60	2,338.13	2,394.68	2,459.93	2,525.90	2,593.33	2,661.48	2,728.90	2,783.28	2,839.10
	29.76	30.56	32.25	33.03	33.93	34.84	35.77	36.71	37.64	38.39	39.16
INFO TECHNOLOGIST 2	69,714	72,267	74,877	77,695	80,551	83,766	86,906	90,215	92,466	94,357	96,249
IS2	2,672.35	2,770.23	2,870.28	2,978.30	3,087.78	3,211.03	3,331.38	3,458.25	3,544.53	3,617.03	3,689.53
	36.86	38.21	39.59	41.08	42.59	44.29	45.95	47.70	48.89	49.89	50.89
INFO TECHNOLOGIST 3	76,239	79,151	82,348	85,411	88,570	91,993	95,606	99,275	101,771	103,852	105,932
IS3	2,922.48	3,034.13	3,156.65	3,274.10	3,395.18	3,526.40	3,664.88	3,805.53	3,901.23	3,980.98	4,060.73
	40.31	41.85	43.54	45.16	46.83	48.64	50.55	52.49	53.81	54.91	56.01
INFO TECHNOLOGIST 4	82,348	85,411	88,570	91,993	95,606	99,275	103,492	107,842	110,547	112,741	114,991
IS4	3,156.65	3,274.10	3,395.18	3,526.40	3,664.88	3,805.53	3,967.20	4,133.95	4,237.63	4,321.73	4,408.00
	43.54	45.16	46.83	48.64	50.55	52.49	54.72	57.02	58.45	59.61	60.80


 denotes 20 years


 denotes 25 years

Alternate formats available.

Effective 2025 03 22 through 2026 03 20

LIBRARY DIRECTOR 1	77,563	80,494	83,653	86,906	90,253	94,074	96,438	98,310	100,277				
LD1	2,973.23	3,085.60	3,206.68	3,331.38	3,459.70	3,606.15	3,696.78	3,768.55	3,843.95				
	41.01	42.56	44.23	45.95	47.72	49.74	50.99	51.98	53.02				
MANAGEMENT ANALYST 1	52,370	54,148	56,002	58,025	59,992	62,300	64,683	67,104	69,562	72,305	74,120	75,577	77,109
MB1	2,007.53	2,075.68	2,146.73	2,224.30	2,299.70	2,388.15	2,479.50	2,572.30	2,666.55	2,771.68	2,841.28	2,897.10	2,955.83
	27.69	28.63	29.61	30.68	31.72	32.94	34.20	35.48	36.78	38.23	39.19	39.96	40.77
MANAGEMENT ANALYST 2	71,151	73,912	76,636	79,662	82,745	86,092	89,591	91,823	93,620	95,492			
MB2	2,727.45	2,833.30	2,937.70	3,053.70	3,171.88	3,300.20	3,434.33	3,519.88	3,588.75	3,660.53			
	37.62	39.08	40.52	42.12	43.75	45.52	47.37	48.55	49.50	50.49			
MANAGEMENT ANALYST 3	80,910	83,993	87,189	90,840	94,528	98,537	102,774	105,346	107,521	109,658			
MB3	3,101.55	3,219.73	3,342.25	3,482.18	3,623.55	3,777.25	3,939.65	4,038.25	4,121.63	4,203.55			
	42.78	44.41	46.10	48.03	49.98	52.10	54.34	55.70	56.85	57.98			
PLANNING CONSULTANT	86,906	90,253	94,074	98,008	102,131	106,537	111,209	115,994	118,888	121,308	123,748		
PCO	3,331.38	3,459.70	3,606.15	3,756.95	3,915.00	4,083.93	4,263.00	4,446.43	4,557.35	4,650.15	4,743.68		
	45.95	47.72	49.74	51.82	54.00	56.33	58.80	61.33	62.86	64.14	65.43		
PRODUCTION SPVR	68,106	71,019	73,685	76,447	79,340	82,537	85,714	87,851	89,629	91,426			
PSH	2,610.73	2,722.38	2,824.60	2,930.45	3,041.38	3,163.90	3,285.70	3,367.63	3,435.78	3,504.65			
	36.01	37.55	38.96	40.42	41.95	43.64	45.32	46.45	47.39	48.34			
PROGRAM COORD EDUC	89,534	92,977	96,892	100,939	105,214	109,753	114,538	119,493	122,481	124,959	127,455		
PCD	3,432.15	3,564.10	3,714.18	3,869.33	4,033.18	4,207.18	4,390.60	4,580.55	4,695.10	4,790.08	4,885.78		
	47.34	49.16	51.23	53.37	55.63	58.03	60.56	63.18	64.76	66.07	67.39		
PURCHASING AGENT 1	52,389	54,186	56,002	57,987	59,973	62,224	63,794	65,042	66,347				
PA1	2,008.25	2,077.13	2,146.73	2,222.85	2,298.98	2,385.25	2,445.43	2,493.28	2,543.30				
	27.70	28.65	29.61	30.66	31.71	32.90	33.73	34.39	35.08				
PURCHASING AGENT 2	64,645	66,820	69,317	71,964	74,631	77,468	79,416	81,043	82,650				
PA2	2,478.05	2,561.43	2,657.13	2,758.63	2,860.85	2,969.60	3,044.28	3,106.63	3,168.25				
	34.18	35.33	36.65	38.05	39.46	40.96	41.99	42.85	43.70				
PURCHASING AGENT 3	69,317	71,964	74,631	77,468	80,475	83,653	85,733	87,454	89,194				
PA3	2,657.13	2,758.63	2,860.85	2,969.60	3,084.88	3,206.68	3,286.43	3,352.40	3,419.10				
	36.65	38.05	39.46	40.96	42.55	44.23	45.33	46.24	47.16				


 denotes 20 years


 denotes 25 years

Alternate formats available.

Effective 2025 03 22 through 2026 03 20

REGIONAL COORD CDS	80,494	83,653	86,906	90,253	94,074	98,008	102,131	104,703	106,783	108,939	
RCD	3,085.60	3,206.68	3,331.38	3,459.70	3,606.15	3,756.95	3,915.00	4,013.60	4,093.35	4,176.00	
	42.56	44.23	45.95	47.72	49.74	51.82	54.00	55.36	56.46	57.60	
SECRETARY MHSC	72,172	74,839	77,563	80,494	83,653	86,906	90,253	94,074	96,438	98,310	100,277
SMH	2,766.60	2,868.83	2,973.23	3,085.60	3,206.68	3,331.38	3,459.70	3,606.15	3,696.78	3,768.55	3,843.95
	38.16	39.57	41.01	42.56	44.23	45.95	47.72	49.74	50.99	51.98	53.02
SECRETARY MUN BD	80,494	83,653	86,906	90,253	94,074	98,008	102,131	104,703	106,783	108,939	
SMB	3,085.60	3,206.68	3,331.38	3,459.70	3,606.15	3,756.95	3,915.00	4,013.60	4,093.35	4,176.00	
	42.56	44.23	45.95	47.72	49.74	51.82	54.00	55.36	56.46	57.60	
SR CONSUL INSTR P&E	77,563	80,494	83,653	86,906	90,253	94,074	98,008	100,447	102,509	104,551	
SCE	2,973.23	3,085.60	3,206.68	3,331.38	3,459.70	3,606.15	3,756.95	3,850.48	3,929.50	4,007.80	
	41.01	42.56	44.23	45.95	47.72	49.74	51.82	53.11	54.20	55.28	
STUDENT AUDITOR 1	35,708	36,805	37,770	38,923	40,039	41,457	42,479	43,254	44,105		
SA1	1,368.80	1,410.85	1,447.83	1,492.05	1,534.83	1,589.20	1,628.35	1,658.08	1,690.70		
	18.88	19.46	19.97	20.58	21.17	21.92	22.46	22.87	23.32		
STUDENT AUDITOR 2	45,921	47,283	48,834	50,517	52,011	53,940	55,283	56,437	57,571		
SA2	1,760.30	1,812.50	1,871.95	1,936.48	1,993.75	2,067.70	2,119.18	2,163.40	2,206.90		
	24.28	25.00	25.82	26.71	27.50	28.52	29.23	29.84	30.44		
STUDENT AUDITOR 3	48,834	50,517	52,011	53,940	55,850	57,666	59,103	60,333	61,543		
SA3	1,871.95	1,936.48	1,993.75	2,067.70	2,140.93	2,210.53	2,265.63	2,312.75	2,359.15		
	25.82	26.71	27.50	28.52	29.53	30.49	31.25	31.90	32.54		
STUDENT AUDITOR 4	55,850	57,666	59,747	61,789	64,097	66,517	68,201	69,562	70,943		
SA4	2,140.93	2,210.53	2,290.28	2,368.58	2,457.03	2,549.83	2,614.35	2,666.55	2,719.48		
	29.53	30.49	31.59	32.67	33.89	35.17	36.06	36.78	37.51		
SYSTEMS ANALYST 1	53,165	55,075	56,985	58,971	61,165	63,416	64,985	66,328	67,652		
SL1	2,037.98	2,111.20	2,184.43	2,260.55	2,344.65	2,430.93	2,491.10	2,542.58	2,593.33		
	28.11	29.12	30.13	31.18	32.34	33.53	34.36	35.07	35.77		
SYSTEMS ANALYST 2	56,985	58,971	61,165	63,416	65,723	68,257	69,960	71,416	72,834		
SL2	2,184.43	2,260.55	2,344.65	2,430.93	2,519.38	2,616.53	2,681.78	2,737.60	2,791.98		
	30.13	31.18	32.34	33.53	34.75	36.09	36.99	37.76	38.51		



 denotes 20 years

 denotes 25 years

Alternate formats available.

Effective 2025 03 22 through 2026 03 20

SYSTEMS ANALYST 3 SL3	62,281 2,387.43 32.93	64,645 2,478.05 34.18	66,820 2,561.43 35.33	69,317 2,657.13 36.65	71,964 2,758.63 38.05	74,631 2,860.85 39.46	76,484 2,931.90 40.44	78,035 2,991.35 41.26	79,605 3,051.53 42.09	
TAX AUDIT SPVR TXS	98,821 3,788.13 52.25	103,020 3,949.08 54.47	107,332 4,114.38 56.75	111,947 4,291.28 59.19	116,883 4,480.50 61.80	121,895 4,672.63 64.45	124,959 4,790.08 66.07	127,474 4,886.50 67.40	130,028 4,984.38 68.75	
TAX AUDITOR 1 TX1	73,610 2,821.70 38.92	76,390 2,928.28 40.39	79,227 3,037.03 41.89	82,329 3,155.93 43.53	85,544 3,279.18 45.23	88,778 3,403.15 46.94	90,991 3,487.98 48.11	92,844 3,559.03 49.09	94,717 3,630.80 50.08	
TAX AUDITOR 2 TX2	84,031 3,221.18 44.43	87,076 3,337.90 46.04	90,499 3,469.13 47.85	94,055 3,605.43 49.73	97,686 3,744.63 51.65	101,809 3,902.68 53.83	104,344 3,999.83 55.17	106,424 4,079.58 56.27	108,542 4,160.78 57.39	
TAX AUDITOR 3 TX3	90,499 3,469.13 47.85	94,055 3,605.43 49.73	97,686 3,744.63 51.65	101,809 3,902.68 53.83	106,046 4,065.08 56.07	110,509 4,236.18 58.43	113,271 4,342.03 59.89	115,597 4,431.20 61.12	117,904 4,519.65 62.34	
TAX AUDITOR 4 TX4	94,963 3,640.23 50.21	98,556 3,777.98 52.11	102,679 3,936.03 54.29	106,991 4,101.33 56.57	111,511 4,274.60 58.96	116,334 4,459.48 61.51	119,247 4,571.13 63.05	121,592 4,661.03 64.29	124,013 4,753.83 65.57	
TRAINING DEVT OFFICER TDO	71,019 2,722.38 37.55	73,685 2,824.60 38.96	76,447 2,930.45 40.42	79,340 3,041.38 41.95	82,537 3,163.90 43.64	85,714 3,285.70 45.32	89,194 3,419.10 47.16	91,426 3,504.65 48.34	93,279 3,575.70 49.32	95,152 3,647.48 50.31

 denotes 20 years
 denotes 25 years