

SOCIAL SCIENCES COMPONENT YEAR 3 SALARY SCHEDULE

Effective 2025 03 22 through 2026 03 20

AGENCY REL COORD 1	77,563	80,494	83,653	86,906	90,253	94,074	98,008	100,447	102,509	104,551
AD1	2,973.23	3,085.60	3,206.68	3,331.38	3,459.70	3,606.15	3,756.95	3,850.48	3,929.50	4,007.80
	41.01	42.56	44.23	45.95	47.72	49.74	51.82	53.11	54.20	55.28
AGENCY REL COORD 2	83,653	86,906	90,253	94,074	98,008	102,131	106,537	109,204	111,341	113,573
AD2	3,206.68	3,331.38	3,459.70	3,606.15	3,756.95	3,915.00	4,083.93	4,186.15	4,268.08	4,353.63
	44.23	45.95	47.72	49.74	51.82	54.00	56.33	57.74	58.87	60.05
CH PHOTOGRAPHER	58,971	61,165	63,416	65,723	68,257	70,716	72,494	73,969	75,444	
CPO	2,260.55	2,344.65	2,430.93	2,519.38	2,616.53	2,710.78	2,778.93	2,835.48	2,892.03	
	31.18	32.34	33.53	34.75	36.09	37.39	38.33	39.11	39.89	
SPIRITUAL CARE PROVIDER	68,106	71,019	73,685	76,447	79,340	82,537	85,714	87,851	89,629	91,426
CHN	2,610.73	2,722.38	2,824.60	2,930.45	3,041.38	3,163.90	3,285.70	3,367.63	3,435.78	3,504.65
	36.01	37.55	38.96	40.42	41.95	43.64	45.32	46.45	47.39	48.34
COMM CORR WORKER	53,823	55,722	57,642	59,666	61,711	63,903	65,489	66,783	68,118	
CWC	2,063.20	2,136.00	2,209.60	2,287.20	2,365.60	2,449.60	2,510.40	2,560.00	2,611.20	
	25.79	26.70	27.62	28.59	29.57	30.62	31.38	32.00	32.64	
CON VISUAL/HEAR ED 1	70,035	72,702	75,444	78,262	81,043	84,277	86,376	88,135	89,913	
VH1	2,684.68	2,786.90	2,892.03	3,000.05	3,106.63	3,230.60	3,311.08	3,378.50	3,446.65	
	37.03	38.44	39.89	41.38	42.85	44.56	45.67	46.60	47.54	
CON VISUAL/HEAR ED 2	79,700	82,631	85,601	88,778	92,334	95,908	99,558	102,055	104,041	106,121
VH2	3,055.15	3,167.53	3,281.35	3,403.15	3,539.45	3,676.48	3,816.40	3,912.10	3,988.23	4,067.98
	42.14	43.69	45.26	46.94	48.82	50.71	52.64	53.96	55.01	56.11
CON VISUAL/HEAR ED 3	82,688	86,168	89,535	92,807	96,324	100,183	104,060	106,670	108,807	111,001
VH3	3,169.70	3,303.10	3,432.15	3,557.58	3,692.43	3,840.33	3,988.95	4,089.00	4,170.93	4,255.03
	43.72	45.56	47.34	49.07	50.93	52.97	55.02	56.40	57.53	58.69


denotes 20 years

denotes 25 years

Alternate formats available.

Effective 2025 03 22 through 2026 03 20

CORRESP TEACHER 4 DC4	59,973 2,298.98 31.71	62,224 2,385.25 32.90	64,626 2,477.33 34.17	66,971 2,567.23 35.41	69,392 2,660.03 36.69	72,154 2,765.88 38.15	73,969 2,835.48 39.11	75,425 2,891.30 39.88	76,920 2,948.58 40.67				
ECO DEV CONSULTANT 1 IC1	59,122 2,266.35 31.26	61,278 2,349.00 32.40	63,378 2,429.48 33.51	65,704 2,518.65 34.74	68,106 2,610.73 36.01	70,565 2,704.98 37.31	73,175 2,805.03 38.69	74,971 2,873.90 39.64	76,504 2,932.63 40.45	78,035 2,991.35 41.26			
ECO DEV CONSULTANT 2 IC2	74,839 2,868.83 39.57	77,563 2,973.23 41.01	80,494 3,085.60 42.56	83,653 3,206.68 44.23	86,906 3,331.38 45.95	90,253 3,459.70 47.72	94,074 3,606.15 49.74	96,438 3,696.78 50.99	98,310 3,768.55 51.98	100,277 3,843.95 53.02			
ECO DEV CONSULTANT 3 IC3	80,494 3,085.60 42.56	83,653 3,206.68 44.23	86,906 3,331.38 45.95	90,253 3,459.70 47.72	94,074 3,606.15 49.74	98,008 3,756.95 51.82	102,131 3,915.00 54.00	104,703 4,013.60 55.36	106,783 4,093.35 56.46	108,939 4,176.00 57.60			
ECO DEV CONSULTANT 4 IC4	86,906 3,331.38 45.95	90,253 3,459.70 47.72	94,074 3,606.15 49.74	98,008 3,756.95 51.82	102,131 3,915.00 54.00	106,537 4,083.93 56.33	111,209 4,263.00 58.80	115,994 4,446.43 61.33	118,888 4,557.35 62.86	121,308 4,650.15 64.14	123,748 4,743.68 65.43		
ECON RES ANALYST 1 ER1	52,389 2,008.25 27.70	54,186 2,077.13 28.65	56,002 2,146.73 29.61	57,987 2,222.85 30.66	59,973 2,298.98 31.71	62,224 2,385.25 32.90	64,626 2,477.33 34.17	66,971 2,567.23 35.41	69,392 2,660.03 36.69	72,154 2,765.88 38.15	73,969 2,835.48 39.11	75,425 2,891.30 39.88	76,920 2,948.58 40.67
ECON RES ANALYST 2 ER2	68,106 2,610.73 36.01	71,019 2,722.38 37.55	73,685 2,824.60 38.96	76,447 2,930.45 40.42	79,340 3,041.38 41.95	82,537 3,163.90 43.64	85,714 3,285.70 45.32	87,851 3,367.63 46.45	89,629 3,435.78 47.39	91,426 3,504.65 48.34			
ECON RES ANALYST 3 ER3	74,839 2,868.83 39.57	77,563 2,973.23 41.01	80,494 3,085.60 42.56	83,653 3,206.68 44.23	86,906 3,331.38 45.95	90,253 3,459.70 47.72	94,074 3,606.15 49.74	96,438 3,696.78 50.99	98,310 3,768.55 51.98	100,277 3,843.95 53.02			
ECON RES ANALYST 4 ER4	86,906 3,331.38 45.95	90,253 3,459.70 47.72	94,074 3,606.15 49.74	98,008 3,756.95 51.82	102,131 3,915.00 54.00	106,537 4,083.93 56.33	109,204 4,186.15 57.74	111,341 4,268.08 58.87	113,573 4,353.63 60.05				
EDUCATION CONSULTANT EDC	68,106 2,610.73 36.01	71,019 2,722.38 37.55	73,685 2,824.60 38.96	76,447 2,930.45 40.42	79,340 3,041.38 41.95	82,537 3,163.90 43.64	85,714 3,285.70 45.32	87,851 3,367.63 46.45	89,629 3,435.78 47.39	91,426 3,504.65 48.34			



 denotes 20 years

 denotes 25 years

Alternate formats available.

Effective 2025 03 22 through 2026 03 20


EDUCATIONAL ASST 1 LS1	45,297 1,736.38 23.95	46,715 1,790.75 24.70	48,285 1,850.93 25.53	49,874 1,911.83 26.37	51,519 1,974.90 27.24	53,165 2,037.98 28.11	54,489 2,088.73 28.81	55,604 2,131.50 29.40	56,701 2,173.55 29.98			
EDUCATIONAL ASST 2 LS2	50,555 1,937.93 26.73	52,389 2,008.25 27.70	54,186 2,077.13 28.65	56,002 2,146.73 29.61	57,987 2,222.85 30.66	59,973 2,298.98 31.71	61,487 2,356.98 32.51	62,716 2,404.10 33.16	63,945 2,451.23 33.81			
EDUCATIONAL ASST 3 LS3	53,165 2,037.98 28.11	55,075 2,111.20 29.12	56,985 2,184.43 30.13	58,971 2,260.55 31.18	61,165 2,344.65 32.34	63,416 2,430.93 33.53	64,985 2,491.10 34.36	66,328 2,542.58 35.07	67,652 2,593.33 35.77			
FIELD WORKER 1 NA FW1	46,715 1,790.75 24.70	48,285 1,850.93 25.53	49,874 1,911.83 26.37	51,519 1,974.90 27.24	53,165 2,037.98 28.11	55,075 2,111.20 29.12	56,456 2,164.13 29.85	57,553 2,206.18 30.43	58,687 2,249.68 31.03			
FIELD WORKER 2 NA FW2	52,389 2,008.25 27.70	54,186 2,077.13 28.65	56,002 2,146.73 29.61	57,987 2,222.85 30.66	59,973 2,298.98 31.71	62,224 2,385.25 32.90	64,626 2,477.33 34.17	66,234 2,538.95 35.02	67,501 2,587.53 35.69	68,844 2,639.00 36.40		
FIELD WORKER 3 NA FW3	59,122 2,266.35 31.26	61,278 2,349.00 32.40	63,378 2,429.48 33.51	65,704 2,518.65 34.74	68,106 2,610.73 36.01	70,565 2,704.98 37.31	73,175 2,805.03 38.69	76,106 2,917.40 40.24	77,998 2,989.90 41.24	79,530 3,048.63 42.05	81,137 3,110.25 42.90	
FIELD WORKER 4 NA FW4	65,704 2,518.65 34.74	68,106 2,610.73 36.01	71,019 2,722.38 37.55	73,515 2,818.08 38.87	76,447 2,930.45 40.42	79,340 3,041.38 41.95	82,537 3,163.90 43.64	85,714 3,285.70 45.32	89,194 3,419.10 47.16	91,426 3,504.65 48.34	93,279 3,575.70 49.32	95,152 3,647.48 50.31
GUIDANCE OFF GOF	73,629 2,822.43 38.93	76,768 2,942.78 40.59	79,662 3,053.70 42.12	82,669 3,168.98 43.71	85,809 3,289.33 45.37	89,251 3,421.28 47.19	92,693 3,553.23 49.01	95,019 3,642.40 50.24	96,873 3,713.45 51.22	98,802 3,787.40 52.24		
HERITAGE RES OFF 1 HR1	55,794 2,138.75 29.50	57,666 2,210.53 30.49	59,747 2,290.28 31.59	61,770 2,367.85 32.66	63,321 2,427.30 33.48	64,645 2,478.05 34.18	65,931 2,527.35 34.86					
HERITAGE RES OFF 2 HR2	57,666 2,210.53 30.49	59,747 2,290.28 31.59	61,770 2,367.85 32.66	64,097 2,457.03 33.89	66,536 2,550.55 35.18	68,995 2,644.80 36.48	71,454 2,739.05 37.78	74,310 2,848.53 39.29	76,182 2,920.30 40.28	77,695 2,978.30 41.08	79,246 3,037.75 41.90	


 denotes 20 years
 denotes 25 years

Alternate formats available.

Effective 2025 03 22 through 2026 03 20

HERITAGE RES OFF 3 HR3	73,118 2,802.85 38.66	75,936 2,910.88 40.15	78,735 3,018.18 41.63	81,704 3,132.00 43.20	85,033 3,259.60 44.96	88,286 3,384.30 46.68	90,480 3,468.40 47.84	92,334 3,539.45 48.82	94,187 3,610.50 49.80				
HERITAGE RES OFF 4 HR4	79,889 3,062.40 42.24	82,896 3,177.68 43.83	86,130 3,301.65 45.54	89,534 3,432.15 47.34	92,958 3,563.38 49.15	96,892 3,714.18 51.23	99,313 3,806.98 52.51	101,261 3,881.65 53.54	103,284 3,959.23 54.61				
HERITAGE RES OFF 5 HR5	86,130 3,301.65 45.54	89,534 3,432.15 47.34	92,958 3,563.38 49.15	96,892 3,714.18 51.23	100,939 3,869.33 53.37	105,251 4,034.63 55.65	107,861 4,134.68 57.03	109,980 4,215.88 58.15	112,192 4,300.70 59.32				
HLTH SOC DEV SPEC 1 HS1	48,985 1,877.75 25.90	50,555 1,937.93 26.73	52,389 2,008.25 27.70	54,186 2,077.13 28.65	56,002 2,146.73 29.61	57,987 2,222.85 30.66	59,444 2,278.68 31.43	60,617 2,323.63 32.05	61,827 2,370.03 32.69				
HLTH SOC DEV SPEC 2 HS2	52,389 2,008.25 27.70	54,186 2,077.13 28.65	56,002 2,146.73 29.61	57,987 2,222.85 30.66	59,973 2,298.98 31.71	62,224 2,385.25 32.90	63,794 2,445.43 33.73	65,042 2,493.28 34.39	66,347 2,543.30 35.08				
HLTH SOC DEV SPEC 3 HS3	56,002 2,146.73 29.61	57,987 2,222.85 30.66	59,973 2,298.98 31.71	62,224 2,385.25 32.90	64,626 2,477.33 34.17	66,971 2,567.23 35.41	69,392 2,660.03 36.69	72,154 2,765.88 38.15	73,969 2,835.48 39.11	75,425 2,891.30 39.88	76,920 2,948.58 40.67		
HLTH SOC DEV SPEC 4 HS4	59,122 2,266.35 31.26	61,278 2,349.00 32.40	63,378 2,429.48 33.51	65,704 2,518.65 34.74	68,106 2,610.73 36.01	70,565 2,704.98 37.31	73,175 2,805.03 38.69	76,106 2,917.40 40.24	79,076 3,031.23 41.81	82,045 3,145.05 43.38	84,107 3,224.08 44.47	85,809 3,289.33 45.37	87,530 3,355.30 46.28
HLTH SOC DEV SPEC 5 HS5	65,704 2,518.65 34.74	68,106 2,610.73 36.01	71,019 2,722.38 37.55	73,515 2,818.08 38.87	76,447 2,930.45 40.42	79,340 3,041.38 41.95	82,537 3,163.90 43.64	85,714 3,285.70 45.32	89,194 3,419.10 47.16	91,426 3,504.65 48.34	93,279 3,575.70 49.32	95,152 3,647.48 50.31	
HLTH SOC DEV SPEC 6 HS6	80,494 3,085.60 42.56	83,653 3,206.68 44.23	86,906 3,331.38 45.95	90,253 3,459.70 47.72	94,074 3,606.15 49.74	98,008 3,756.95 51.82	100,447 3,850.48 53.11	102,509 3,929.50 54.20	104,551 4,007.80 55.28				
HOME ADVISOR 1 HV1	44,521 1,706.65 23.54	45,940 1,761.03 24.29	47,415 1,817.58 25.07	48,985 1,877.75 25.90	50,555 1,937.93 26.73	52,389 2,008.25 27.70	53,694 2,058.28 28.39	54,678 2,095.98 28.91	55,775 2,138.03 29.49				

 denotes 20 years

 denotes 25 years

Alternate formats available.

Effective 2025 03 22 through 2026 03 20

HOME ADVISOR 2 HV2	48,739 1,868.33 25.77	50,233 1,925.60 26.56	51,803 1,985.78 27.39	53,373 2,045.95 28.22	55,226 2,117.00 29.20	56,947 2,182.98 30.11	58,366 2,237.35 30.86	59,520 2,281.58 31.47	60,692 2,326.53 32.09				
ILLUSTRATOR 1 IL1	45,297 1,736.38 23.95	46,715 1,790.75 24.70	48,285 1,850.93 25.53	49,874 1,911.83 26.37	51,519 1,974.90 27.24	53,165 2,037.98 28.11	54,489 2,088.73 28.81	55,604 2,131.50 29.40	56,701 2,173.55 29.98				
ILLUSTRATOR 2 IL2	53,165 2,037.98 28.11	55,075 2,111.20 29.12	56,985 2,184.43 30.13	58,971 2,260.55 31.18	61,165 2,344.65 32.34	63,416 2,430.93 33.53	64,985 2,491.10 34.36	66,328 2,542.58 35.07	67,652 2,593.33 35.77				
ILLUSTRATOR 3 IL3	56,985 2,184.43 30.13	58,971 2,260.55 31.18	61,165 2,344.65 32.34	63,416 2,430.93 33.53	65,723 2,519.38 34.75	68,257 2,616.53 36.09	69,960 2,681.78 36.99	71,416 2,737.60 37.76	72,834 2,791.98 38.51				
INFORM WRITER 1 IW1	50,555 1,937.93 26.73	52,389 2,008.25 27.70	54,186 2,077.13 28.65	56,002 2,146.73 29.61	57,987 2,222.85 30.66	59,973 2,298.98 31.71	61,487 2,356.98 32.51	62,716 2,404.10 33.16	63,945 2,451.23 33.81				
INFORM WRITER 2 IW2	64,645 2,478.05 34.18	66,820 2,561.43 35.33	69,317 2,657.13 36.65	71,964 2,758.63 38.05	74,631 2,860.85 39.46	77,468 2,969.60 40.96	79,416 3,044.28 41.99	81,043 3,106.63 42.85	82,650 3,168.25 43.70				
JURILINGUIST JUR	89,516 3,431.43 47.33	92,958 3,563.38 49.15	96,892 3,714.18 51.23	100,939 3,869.33 53.37	105,195 4,032.45 55.62	109,734 4,206.45 58.02	114,538 4,390.60 60.56	119,474 4,579.83 63.17	122,462 4,694.38 64.75	124,940 4,789.35 66.06	127,455 4,885.78 67.39		
LANGUAGE SPEC 1 LG1	57,723 2,212.70 30.52	59,765 2,291.00 31.60	61,770 2,367.85 32.66	64,059 2,455.58 33.87	66,196 2,537.50 35.00	68,711 2,633.93 36.33	71,246 2,731.08 37.67	73,894 2,832.58 39.07	76,504 2,932.63 40.45	79,586 3,050.80 42.08	81,572 3,126.93 43.13	83,180 3,188.55 43.98	84,844 3,252.35 44.86
LANGUAGE SPEC 2 LG2	67,633 2,592.60 35.76	69,903 2,679.60 36.96	72,513 2,779.65 38.34	75,161 2,881.15 39.74	77,846 2,984.10 41.16	80,759 3,095.75 42.70	83,917 3,216.83 44.37	87,227 3,343.70 46.12	90,518 3,469.85 47.86	92,788 3,556.85 49.06	94,698 3,630.08 50.07	96,589 3,702.58 51.07	
LANGUAGE SPEC 3 LG3	78,868 3,023.25 41.70	82,215 3,151.58 43.47	85,355 3,271.93 45.13	88,532 3,393.73 46.81	91,861 3,521.33 48.57	95,568 3,663.43 50.53	99,256 3,804.80 52.48	101,752 3,900.50 53.80	103,795 3,978.80 54.88	105,875 4,058.55 55.98			


 denotes 20 years


 denotes 25 years

Alternate formats available.

Effective 2025 03 22 through 2026 03 20

LIBRARIAN 1	52,389	54,186	56,002	57,987	59,973	62,224	63,794	65,042	66,347	
LN1	2,008.25	2,077.13	2,146.73	2,222.85	2,298.98	2,385.25	2,445.43	2,493.28	2,543.30	
	27.70	28.65	29.61	30.66	31.71	32.90	33.73	34.39	35.08	
LIBRARIAN 2	57,987	59,973	62,224	64,626	66,971	69,392	72,154	73,969	75,425	76,920
LN2	2,222.85	2,298.98	2,385.25	2,477.33	2,567.23	2,660.03	2,765.88	2,835.48	2,891.30	2,948.58
	30.66	31.71	32.90	34.17	35.41	36.69	38.15	39.11	39.88	40.67
LIBRARIAN 3	64,626	66,971	69,392	72,154	75,634	79,170	81,137	82,801	84,447	
LN3	2,477.33	2,567.23	2,660.03	2,765.88	2,899.28	3,034.85	3,110.25	3,174.05	3,237.13	
	34.17	35.41	36.69	38.15	39.99	41.86	42.90	43.78	44.65	
LIBRARIAN 4	68,106	71,019	73,685	76,447	79,340	82,537	85,714	87,851	89,629	91,426
LN4	2,610.73	2,722.38	2,824.60	2,930.45	3,041.38	3,163.90	3,285.70	3,367.63	3,435.78	3,504.65
	36.01	37.55	38.96	40.42	41.95	43.64	45.32	46.45	47.39	48.34
LIBRARY TECHNICIAN 1	47,699	48,909	50,214	51,576	53,070	54,697	56,058	57,174	58,328	
LY1	1,828.45	1,874.85	1,924.88	1,977.08	2,034.35	2,096.70	2,148.90	2,191.68	2,235.90	
	25.22	25.86	26.55	27.27	28.06	28.92	29.64	30.23	30.84	
LIBRARY TECHNICIAN 2	54,054	55,434	56,947	58,517	60,087	61,789	63,340	64,664	65,950	
LY2	2,072.05	2,124.98	2,182.98	2,243.15	2,303.33	2,368.58	2,428.03	2,478.78	2,528.08	
	28.58	29.31	30.11	30.94	31.77	32.67	33.49	34.19	34.87	
LIBRARY TECHNICIAN 3	55,983	57,571	59,293	61,051	63,018	64,910	66,517	67,898	69,260	
LY3	2,146.00	2,206.90	2,272.88	2,340.30	2,415.70	2,488.20	2,549.83	2,602.75	2,654.95	
	29.60	30.44	31.35	32.28	33.32	34.32	35.17	35.90	36.62	
MEDIA SPECIALIST 1	71,019	73,685	76,447	79,340	82,537	85,714	87,851	89,629	91,426	
MS1	2,722.38	2,824.60	2,930.45	3,041.38	3,163.90	3,285.70	3,367.63	3,435.78	3,504.65	
	37.55	38.96	40.42	41.95	43.64	45.32	46.45	47.39	48.34	
MEDIA SPECIALIST 2	74,839	77,563	80,494	83,653	86,906	90,253	94,074	96,438	98,310	100,277
MS2	2,868.83	2,973.23	3,085.60	3,206.68	3,331.38	3,459.70	3,606.15	3,696.78	3,768.55	3,843.95
	39.57	41.01	42.56	44.23	45.95	47.72	49.74	50.99	51.98	53.02
MEDIA TECHNICIAN 1	45,940	47,415	48,985	50,555	52,389	54,186	55,567	56,664	57,798	
TA1	1,761.03	1,817.58	1,877.75	1,937.93	2,008.25	2,077.13	2,130.05	2,172.10	2,215.60	
	24.29	25.07	25.90	26.73	27.70	28.65	29.38	29.96	30.56	



 denotes 20 years

 denotes 25 years

Alternate formats available.

Effective 2025 03 22 through 2026 03 20



MEDIA TECHNICIAN 2 TA2	50,555 1,937.93 26.73	52,389 2,008.25 27.70	54,186 2,077.13 28.65	56,002 2,146.73 29.61	57,987 2,222.85 30.66	59,973 2,298.98 31.71	61,487 2,356.98 32.51	62,716 2,404.10 33.16	63,945 2,451.23 33.81				
MEDIA TECHNICIAN 3 TA3	55,075 2,111.20 29.12	56,985 2,184.43 30.13	58,971 2,260.55 31.18	61,165 2,344.65 32.34	63,416 2,430.93 33.53	65,723 2,519.38 34.75	67,387 2,583.18 35.63	68,806 2,637.55 36.38	70,187 2,690.48 37.11				
PLANNING PROG AN 1 PM1	52,389 2,008.25 27.70	54,186 2,077.13 28.65	56,002 2,146.73 29.61	57,987 2,222.85 30.66	59,973 2,298.98 31.71	62,224 2,385.25 32.90	64,626 2,477.33 34.17	66,971 2,567.23 35.41	69,392 2,660.03 36.69	72,154 2,765.88 38.15	73,969 2,835.48 39.11	75,425 2,891.30 39.88	76,920 2,948.58 40.67
PLANNING PROG AN 2 PM2	68,106 2,610.73 36.01	71,019 2,722.38 37.55	73,685 2,824.60 38.96	76,447 2,930.45 40.42	79,340 3,041.38 41.95	82,537 3,163.90 43.64	85,714 3,285.70 45.32	87,851 3,367.63 46.45	89,629 3,435.78 47.39	91,426 3,504.65 48.34			
PLANNING PROG AN 3 PM3	74,839 2,868.83 39.57	77,563 2,973.23 41.01	80,494 3,085.60 42.56	83,653 3,206.68 44.23	86,906 3,331.38 45.95	90,253 3,459.70 47.72	94,074 3,606.15 49.74	96,438 3,696.78 50.99	98,310 3,768.55 51.98	100,277 3,843.95 53.02			
PLANNING PROG AN 4 PM4	83,653 3,206.68 44.23	86,906 3,331.38 45.95	90,253 3,459.70 47.72	94,074 3,606.15 49.74	98,008 3,756.95 51.82	102,131 3,915.00 54.00	106,537 4,083.93 56.33	109,204 4,186.15 57.74	111,341 4,268.08 58.87	113,573 4,353.63 60.05			
PROBATION OFFICER 1 PB1	56,267 2,156.88 29.75	58,290 2,234.45 30.82	60,200 2,307.68 31.83	62,413 2,392.50 33.00	64,513 2,472.98 34.11	66,914 2,565.05 35.38	68,598 2,629.58 36.27	69,903 2,679.60 36.96	71,302 2,733.25 37.70				
PROBATION OFFICER 2 PB2	60,333 2,312.75 31.90	62,489 2,395.40 33.04	64,645 2,478.05 34.18	67,028 2,569.40 35.44	69,619 2,668.73 36.81	72,172 2,766.60 38.16	74,744 2,865.20 39.52	77,733 2,979.75 41.10	79,662 3,053.70 42.12	81,251 3,114.60 42.96	82,877 3,176.95 43.82		
PROBATION OFFICER 3 PB3	64,172 2,459.93 33.93	66,536 2,550.55 35.18	68,768 2,636.10 36.36	71,359 2,735.43 37.73	73,950 2,834.75 39.10	76,598 2,936.25 40.50	79,454 3,045.73 42.01	82,594 3,166.08 43.67	85,847 3,290.78 45.39	89,062 3,414.03 47.09	91,294 3,499.58 48.27	93,147 3,570.63 49.25	95,019 3,642.40 50.24
RECREATION CONSULT 1 RR1	49,117 1,882.83 25.97	50,555 1,937.93 26.73	52,389 2,008.25 27.70	54,186 2,077.13 28.65	56,002 2,146.73 29.61	57,987 2,222.85 30.66	59,444 2,278.68 31.43	60,617 2,323.63 32.05	61,827 2,370.03 32.69				

 denotes 20 years
 denotes 25 years

Alternate formats available.

Effective 2025 03 22 through 2026 03 20



RECREATION CONSULT 2 RR2	59,973 2,298.98 31.71	62,224 2,385.25 32.90	64,626 2,477.33 34.17	66,971 2,567.23 35.41	69,392 2,660.03 36.69	72,154 2,765.88 38.15	73,969 2,835.48 39.11	75,425 2,891.30 39.88	76,920 2,948.58 40.67
RECREATION CONSULT 3 RR3	68,106 2,610.73 36.01	70,565 2,704.98 37.31	73,175 2,805.03 38.69	76,106 2,917.40 40.24	79,076 3,031.23 41.81	82,045 3,145.05 43.38	84,107 3,224.08 44.47	85,809 3,289.33 45.37	87,530 3,355.30 46.28
RECREATION CONSULT 4 RR4	73,685 2,824.60 38.96	76,447 2,930.45 40.42	79,340 3,041.38 41.95	82,537 3,163.90 43.64	85,714 3,285.70 45.32	89,194 3,419.10 47.16	91,426 3,504.65 48.34	93,279 3,575.70 49.32	95,152 3,647.48 50.31
RESEARCH ASSIST 1 RH1	44,521 1,706.65 23.54	45,940 1,761.03 24.29	47,415 1,817.58 25.07	48,985 1,877.75 25.90	50,555 1,937.93 26.73	52,389 2,008.25 27.70	53,694 2,058.28 28.39	54,678 2,095.98 28.91	55,775 2,138.03 29.49
RESEARCH ASSIST 2 RH2	50,555 1,937.93 26.73	52,389 2,008.25 27.70	54,186 2,077.13 28.65	56,002 2,146.73 29.61	57,987 2,222.85 30.66	59,973 2,298.98 31.71	61,487 2,356.98 32.51	62,716 2,404.10 33.16	63,945 2,451.23 33.81
RESIDENCE COUNSELR RCR	54,640 2,094.53 28.89	56,115 2,151.08 29.67	57,666 2,210.53 30.49	59,349 2,275.05 31.38	60,995 2,338.13 32.25	62,886 2,410.63 33.25	64,475 2,471.53 34.09	65,685 2,517.93 34.73	66,990 2,567.95 35.42
RESOURCE EXT OFF 1 RX1	56,002 2,146.73 29.61	57,987 2,222.85 30.66	59,973 2,298.98 31.71	62,224 2,385.25 32.90	64,626 2,477.33 34.17	66,971 2,567.23 35.41	68,654 2,631.75 36.30	69,997 2,683.23 37.01	71,397 2,736.88 37.75
RESOURCE EXT OFF 2 RX2	63,378 2,429.48 33.51	65,704 2,518.65 34.74	68,106 2,610.73 36.01	70,565 2,704.98 37.31	73,175 2,805.03 38.69	76,106 2,917.40 40.24	77,998 2,989.90 41.24	79,530 3,048.63 42.05	81,137 3,110.25 42.90
RESOURCE EXT OFF 3 RX3	71,019 2,722.38 37.55	73,685 2,824.60 38.96	76,447 2,930.45 40.42	79,340 3,041.38 41.95	82,537 3,163.90 43.64	85,714 3,285.70 45.32	87,851 3,367.63 46.45	89,629 3,435.78 47.39	91,426 3,504.65 48.34
RESOURCE EXT OFF 4 RX4	80,494 3,085.60 42.56	83,653 3,206.68 44.23	86,906 3,331.38 45.95	90,253 3,459.70 47.72	94,074 3,606.15 49.74	98,008 3,756.95 51.82	100,447 3,850.48 53.11	102,509 3,929.50 54.20	104,551 4,007.80 55.28

 denotes 20 years
 denotes 25 years

Alternate formats available.

Effective 2025 03 22 through 2026 03 20

SOCIAL SERVICES WKR 1 SP1	50,763 1,945.90 26.84	52,238 2,002.45 27.62	53,902 2,066.25 28.50	55,567 2,130.05 29.38	57,382 2,199.65 30.34	59,217 2,269.98 31.31	60,692 2,326.53 32.09	61,959 2,375.10 32.76	63,207 2,422.95 33.42				
SOCIAL SERVICES WKR 2 SP2	53,335 2,044.50 28.20	55,264 2,118.45 29.22	57,117 2,189.50 30.20	59,141 2,267.08 31.27	61,222 2,346.83 32.37	63,453 2,432.38 33.55	65,023 2,492.55 34.38	66,366 2,544.03 35.09	67,690 2,594.78 35.79				
SOCIAL SERVICES WKR 3 SP3	58,271 2,233.73 30.81	60,390 2,314.93 31.93	62,413 2,392.50 33.00	64,740 2,481.68 34.23	67,160 2,574.48 35.51	69,695 2,671.63 36.85	72,172 2,766.60 38.16	75,009 2,875.35 39.66	76,882 2,947.13 40.65	78,433 3,006.58 41.47	80,002 3,066.75 42.30		
SOCIAL SERVICES WKR 4 SP4	64,210 2,461.38 33.95	66,574 2,552.00 35.20	68,844 2,639.00 36.40	71,359 2,735.43 37.73	73,988 2,836.20 39.12	76,636 2,937.70 40.52	79,473 3,046.45 42.02	82,669 3,168.98 43.71	85,865 3,291.50 45.40	89,081 3,414.75 47.10	91,312 3,500.30 48.28	93,204 3,572.80 49.28	95,057 3,643.85 50.26
SOCIAL SERVICES WKR 5 SP5	74,177 2,843.45 39.22	76,920 2,948.58 40.67	80,154 3,072.55 42.38	83,010 3,182.03 43.89	86,225 3,305.28 45.59	89,591 3,434.33 47.37	93,223 3,573.53 49.29	96,741 3,708.38 51.15	100,693 3,859.90 53.24	103,228 3,957.05 54.58	105,251 4,034.63 55.65	107,351 4,115.10 56.76	
SOCIAL SERVICES WKR 6 SP6	89,629 3,435.78 47.39	93,071 3,567.73 49.21	96,741 3,708.38 51.15	100,561 3,854.83 53.17	104,665 4,012.15 55.34	109,053 4,180.35 57.66	111,776 4,284.75 59.10	114,027 4,371.03 60.29	116,297 4,458.03 61.49				
SPVR INMATE TR CORR SIT	65,439 2,508.50 34.60	67,728 2,596.23 35.81	70,111 2,687.58 37.07	72,702 2,786.90 38.44	75,369 2,889.13 39.85	78,130 2,994.98 41.31	81,270 3,115.33 42.97	84,428 3,236.40 44.64	87,624 3,358.93 46.33	89,799 3,442.30 47.48	91,596 3,511.18 48.43	93,431 3,581.50 49.40	
SPVR INSTIT PR HDGY SIH	73,685 2,824.60 38.96	76,447 2,930.45 40.42	79,340 3,041.38 41.95	82,537 3,163.90 43.64	85,714 3,285.70 45.32	89,194 3,419.10 47.16	91,426 3,504.65 48.34	93,279 3,575.70 49.32	95,152 3,647.48 50.31				
SENIOR RSRCH ANALYST SER	86,906 3,331.38 45.95	90,253 3,459.70 47.72	94,074 3,606.15 49.74	98,008 3,756.95 51.82	102,131 3,915.00 54.00	106,537 4,083.93 56.33	111,209 4,263.00 58.80	115,994 4,446.43 61.33	118,888 4,557.35 62.86	121,308 4,650.15 64.14	123,748 4,743.68 65.43		
STATISTICAL ANAL 1 SS1	59,973 2,298.98 31.71	62,224 2,385.25 32.90	64,626 2,477.33 34.17	66,971 2,567.23 35.41	69,392 2,660.03 36.69	72,154 2,765.88 38.15	73,969 2,835.48 39.11	75,425 2,891.30 39.88	76,920 2,948.58 40.67				

 denotes 20 years
 denotes 25 years

Alternate formats available.

Effective 2025 03 22 through 2026 03 20

STATISTICAL ANAL 2	71,019	73,685	76,447	79,340	82,537	85,714	89,194	91,426	93,279	95,152
SS2	2,722.38	2,824.60	2,930.45	3,041.38	3,163.90	3,285.70	3,419.10	3,504.65	3,575.70	3,647.48
	37.55	38.96	40.42	41.95	43.64	45.32	47.16	48.34	49.32	50.31
STATISTICAL ANAL 3	77,563	80,494	83,653	86,906	90,253	94,074	96,438	98,310	100,277	
SS3	2,973.23	3,085.60	3,206.68	3,331.38	3,459.70	3,606.15	3,696.78	3,768.55	3,843.95	
	41.01	42.56	44.23	45.95	47.72	49.74	50.99	51.98	53.02	

Effective 2025 03 22 through 2025 09 05



TEACHER INSTITUT 1	61,543	63,624	65,893	68,182	70,621	72,986	74,820	76,258	77,790			
TN1	2,359.15	2,438.90	2,525.90	2,613.63	2,707.15	2,797.78	2,868.10	2,923.20	2,981.93			
	32.54	33.64	34.84	36.05	37.34	38.59	39.56	40.32	41.13			
TEACHER INSTITUT 2	71,718	74,234	76,825	79,567	82,442	85,582	88,854	92,050	95,417	97,800	99,729	101,715
TN2	2,749.20	2,845.63	2,944.95	3,050.08	3,160.28	3,280.63	3,406.05	3,528.58	3,657.63	3,748.98	3,822.93	3,899.05
	37.92	39.25	40.62	42.07	43.59	45.25	46.98	48.67	50.45	51.71	52.73	53.78
TEACHER INSTITUT 3	81,232	84,314	87,378	90,537	93,866	97,554	101,204	103,738	105,800	107,899		
TN3	3,113.88	3,232.05	3,349.50	3,470.58	3,598.18	3,739.55	3,879.48	3,976.63	4,055.65	4,136.13		
	42.95	44.58	46.20	47.87	49.63	51.58	53.51	54.85	55.94	57.05		

Effective 2025 09 06 through 2026 02 06

TEACHER INSTITUT 1	63,397	65,534	67,879	70,224	72,740	75,180	77,071	78,546	80,116			
TN1	2,430.20	2,512.13	2,602.03	2,691.93	2,788.35	2,881.88	2,954.38	3,010.93	3,071.10			
	33.52	34.65	35.89	37.13	38.46	39.75	40.75	41.53	42.36			
TEACHER INSTITUT 2	73,874	76,466	79,132	81,950	84,920	88,154	91,521	94,811	98,272	100,731	102,717	104,760
TN2	2,831.85	2,931.18	3,033.40	3,141.43	3,255.25	3,379.23	3,508.28	3,634.43	3,767.10	3,861.35	3,937.48	4,015.78
	39.06	40.43	41.84	43.33	44.90	46.61	48.39	50.13	51.96	53.26	54.31	55.39
TEACHER INSTITUT 3	83,671	86,849	90,007	93,261	96,684	100,485	104,249	106,859	108,977	111,133		
TN3	3,207.40	3,329.20	3,450.28	3,574.98	3,706.20	3,851.93	3,996.20	4,096.25	4,177.45	4,260.10		
	44.24	45.92	47.59	49.31	51.12	53.13	55.12	56.50	57.62	58.76		

Effective 2026 02 07 through 2026 03 20

TEACHER INSTITUT 1	64,040	66,196	68,560	70,924	73,458	75,936	77,846	79,340	80,910	
TN1	2,454.85	2,537.50	2,628.13	2,718.75	2,815.90	2,910.88	2,984.10	3,041.38	3,101.55	
	33.86	35.00	36.25	37.50	38.84	40.15	41.16	41.95	42.78	

 denotes 20 years
 denotes 25 years

Alternate formats available.

Effective 2025 03 22 through 2026 03 20

TEACHER INSTITUT 2	74,612	77,222	79,927	82,764	85,771	89,043	92,428	95,757	99,256	101,734	103,738	105,800
TN2	2,860.13	2,960.18	3,063.85	3,172.60	3,287.88	3,413.30	3,543.08	3,670.68	3,804.80	3,899.78	3,976.63	4,055.65
	39.45	40.83	42.26	43.76	45.35	47.08	48.87	50.63	52.48	53.79	54.85	55.94

TEACHER INSTITUT 3	84,504	87,719	90,915	94,187	97,648	101,488	105,289	107,937	110,074	112,249
TN3	3,239.30	3,362.55	3,485.08	3,610.50	3,743.18	3,890.35	4,036.08	4,137.58	4,219.50	4,302.88
	44.68	46.38	48.07	49.80	51.63	53.66	55.67	57.07	58.20	59.35

Effective 2025 03 22 through 2026 03 20

TEACHER OF DEAF 1	73,421	76,163	78,868	81,780	84,787	88,135	90,310	92,126	93,960
TF1	2,814.45	2,919.58	3,023.25	3,134.90	3,250.18	3,378.50	3,461.88	3,531.48	3,601.80
	38.82	40.27	41.70	43.24	44.83	46.60	47.75	48.71	49.68



TEACHER OF DEAF 2	76,163	78,868	81,780	84,787	88,135	91,558	95,019	97,402	99,369	101,355
TF2	2,919.58	3,023.25	3,134.90	3,250.18	3,378.50	3,509.73	3,642.40	3,733.75	3,809.15	3,885.28
	40.27	41.70	43.24	44.83	46.60	48.41	50.24	51.50	52.54	53.59

TEACHER OF DEAF 3	78,868	82,196	85,298	88,570	91,899	95,625	99,256	101,752	103,757	105,819
TF3	3,023.25	3,150.85	3,269.75	3,395.18	3,522.78	3,665.60	3,804.80	3,900.50	3,977.35	4,056.38
	41.70	43.46	45.10	46.83	48.59	50.56	52.48	53.80	54.86	55.95

TRANSLATOR 1	64,645	66,820	69,317	71,964	74,631	77,468	80,683	82,707	84,371	86,074
TS1	2,478.05	2,561.43	2,657.13	2,758.63	2,860.85	2,969.60	3,092.85	3,170.43	3,234.23	3,299.48
	34.18	35.33	36.65	38.05	39.46	40.96	42.66	43.73	44.61	45.51

TRANSLATOR 2	80,759	83,728	86,944	90,404	93,979	97,856	101,941	104,495	106,594	108,712
TS2	3,095.75	3,209.58	3,332.83	3,465.50	3,602.53	3,751.15	3,907.75	4,005.63	4,086.10	4,167.30
	42.70	44.27	45.97	47.80	49.69	51.74	53.90	55.25	56.36	57.48

TRANSLATOR 3	84,163	87,189	90,707	94,282	97,913	101,941	106,254	108,921	111,095	113,327
TS3	3,226.25	3,342.25	3,477.10	3,614.13	3,753.33	3,907.75	4,073.05	4,175.28	4,258.65	4,344.20
	44.50	46.10	47.96	49.85	51.77	53.90	56.18	57.59	58.74	59.92

 denotes 20 years
 denotes 25 years