

Alternate formats available.

TRADES COMPONENT YEAR 3 SALARY SCHEDULE

Effective 2025 03 22 through 2026 03 20



AIR MECHANIC AME	48,897 1,874.40 23.43	50,671 1,942.40 24.28	52,320 2,005.60 25.07	54,073 2,072.80 25.91	55,868 2,141.60 26.77	57,997 2,223.20 27.79	59,457 2,279.20 28.49	60,668 2,325.60 29.07	61,857 2,371.20 29.64
AIRPORT EQUIP OP 1 AQ1	45,579 1,747.20 21.84	46,915 1,798.40 22.48	48,209 1,848.00 23.10	49,837 1,910.40 23.88	51,423 1,971.20 24.64	52,988 2,031.20 25.39	54,324 2,082.40 26.03	55,492 2,127.20 26.59	56,619 2,170.40 27.13
AIRPORT EQUIP OP 2 AQ2	50,651 1,941.60 24.27	52,278 2,004.00 25.05	53,948 2,068.00 25.85	55,555 2,129.60 26.62	57,537 2,205.60 27.57	59,499 2,280.80 28.51	60,981 2,337.60 29.22	62,108 2,380.80 29.76	63,339 2,428.00 30.35
AIRPORT MANAGER 1 RM1	56,807 2,177.60 27.22	58,560 2,244.80 28.06	60,731 2,328.00 29.10	62,734 2,404.80 30.06	64,904 2,488.00 31.10	67,200 2,576.00 32.20	68,870 2,640.00 33.00	70,289 2,694.40 33.68	71,687 2,748.00 34.35
AIRPORT MANAGER 2 RM2	63,736 2,443.20 30.54	65,990 2,529.60 31.62	68,306 2,618.40 32.73	70,852 2,716.00 33.95	73,524 2,818.40 35.23	76,195 2,920.80 36.51	78,094 2,993.60 37.42	79,597 3,051.20 38.14	81,183 3,112.00 38.90
AIRPORT MANAGER 3 RM3	72,188 2,767.20 34.59	74,859 2,869.60 35.87	77,384 2,966.40 37.08	80,327 3,079.20 38.49	83,311 3,193.60 39.92	86,463 3,314.40 41.43	88,612 3,396.80 42.46	90,407 3,465.60 43.32	92,223 3,535.20 44.19
AREA WORKS SPVR ARS	59,645 2,286.40 28.58	61,628 2,362.40 29.53	63,757 2,444.00 30.55	66,157 2,536.00 31.70	68,515 2,626.40 32.83	70,226 2,692.00 33.65	71,624 2,745.60 34.32	73,064 2,800.80 35.01	
ASST POWR ENG 1ST CL A0E	66,741 2,558.40 31.98	68,932 2,642.40 33.03	71,520 2,741.60 34.27	74,087 2,840.00 35.50	76,654 2,938.40 36.73	79,388 3,043.20 38.04	81,350 3,118.40 38.98	82,978 3,180.80 39.76	84,647 3,244.80 40.56

denotes 20 years
 denotes 25 years

Alternate formats available.

Effective 2025 03 22 through 2026 03 20



ASST POWR ENG 2ND CL A2E	59,750 2,290.40 28.63	61,795 2,368.80 29.61	63,965 2,452.00 30.65	66,198 2,537.60 31.72	68,494 2,625.60 32.82	70,894 2,717.60 33.97	72,647 2,784.80 34.81	74,108 2,840.80 35.51	75,611 2,898.40 36.23		
ASST WORKS SPVR AWS	52,842 2,025.60 25.32	54,783 2,100.00 26.25	56,452 2,164.00 27.05	58,998 2,261.60 28.27	60,877 2,333.60 29.17	62,400 2,392.00 29.90	63,548 2,436.00 30.45	64,800 2,484.00 31.05			
AUTO EQUIP MECH AEM	59,917 2,296.80 28.71	61,899 2,372.80 29.66	63,965 2,452.00 30.65	66,324 2,542.40 31.78	67,972 2,605.60 32.57	69,266 2,655.20 33.19	70,664 2,708.80 33.86				
AUTO EQUIP MECH SRT AMS	57,433 2,201.60 27.52	59,353 2,275.20 28.44	61,461 2,356.00 29.45	63,694 2,441.60 30.52	65,280 2,502.40 31.28	66,616 2,553.60 31.92	67,951 2,604.80 32.56				
AVIONICS TECHNIC 1 AT1	59,228 2,270.40 28.38	61,461 2,356.00 29.45	63,631 2,439.20 30.49	65,990 2,529.60 31.62	68,327 2,619.20 32.74	70,852 2,716.00 33.95	72,960 2,796.80 34.96	75,298 2,886.40 36.08	77,176 2,958.40 36.98	78,762 3,019.20 37.74	80,327 3,079.20 38.49
AVIONICS TECHNIC 2 AT2	73,586 2,820.80 35.26	76,424 2,929.60 36.62	79,409 3,044.00 38.05	82,498 3,162.40 39.53	85,795 3,288.80 41.11	89,134 3,416.80 42.71	91,847 3,520.80 44.01	94,560 3,624.80 45.31	96,918 3,715.20 46.44	98,880 3,790.40 47.38	100,863 3,866.40 48.33
BOAT MATE BMT	43,826 1,680.00 21.00	45,287 1,736.00 21.70	46,769 1,792.80 22.41	48,292 1,851.20 23.14	49,753 1,907.20 23.84	51,485 1,973.60 24.67	52,779 2,023.20 25.29	53,802 2,062.40 25.78	54,887 2,104.00 26.30		
BUILDING SER WRKR 1 BW1	38,922 1,492.00 18.65	40,070 1,536.00 19.20	41,322 1,584.00 19.80	42,616 1,633.60 20.42	43,972 1,685.60 21.07	45,412 1,740.80 21.76	46,539 1,784.00 22.30	47,416 1,817.60 22.72	48,376 1,854.40 23.18		
BUILDING SER WRKR 2 BW2	40,070 1,536.00 19.20	41,322 1,584.00 19.80	42,616 1,633.60 20.42	43,972 1,685.60 21.07	45,412 1,740.80 21.76	47,082 1,804.80 22.56	48,230 1,848.80 23.11	49,252 1,888.00 23.60	50,233 1,925.60 24.07		

 denotes 20 years
 denotes 25 years

Alternate formats available.

Effective 2025 03 22 through 2026 03 20



BUILDING SER WRKR 3 BW3	41,969 1,608.80 20.11	43,388 1,663.20 20.79	44,682 1,712.80 21.41	46,143 1,768.80 22.11	47,687 1,828.00 22.85	49,419 1,894.40 23.68	50,651 1,941.60 24.27	51,694 1,981.60 24.77	52,737 2,021.60 25.27
CAMP COOK 1 CA1	40,633 1,557.60 19.47	41,760 1,600.80 20.01	43,451 1,665.60 20.82	44,515 1,706.40 21.33	45,391 1,740.00 21.75	46,310 1,775.20 22.19			
CAMP COOK 2 CA2	44,682 1,712.80 21.41	46,184 1,770.40 22.13	47,687 1,828.00 22.85	48,877 1,873.60 23.42	49,816 1,909.60 23.87	50,797 1,947.20 24.34			
CASUAL NURSERY WRKR CNW	33,788 1,295.20 16.19	33,788 1,295.20 16.19	34,623 1,327.20 16.59	34,623 1,327.20 16.59	35,311 1,353.60 16.92				
CH POWER ENG 1ST C1E	96,167 3,686.40 46.08	99,861 3,828.00 47.85	103,743 3,976.80 49.71	107,771 4,131.20 51.64	110,943 4,252.80 53.16	114,365 4,384.00 54.80	117,225 4,493.60 56.17	119,562 4,583.20 57.29	121,941 4,674.40 58.43
CH POWER ENG 2ND CL C2E	91,221 3,496.80 43.71	94,560 3,624.80 45.31	98,045 3,758.40 46.98	101,906 3,906.40 48.83	104,953 4,023.20 50.29	107,583 4,124.00 51.55	109,711 4,205.60 52.57	111,903 4,289.60 53.62	
CH POWER ENG 3RD CL C3E	72,814 2,791.20 34.89	75,402 2,890.40 36.13	78,178 2,996.80 37.46	81,224 3,113.60 38.92	83,270 3,192.00 39.90	84,981 3,257.60 40.72	86,671 3,322.40 41.53		
CONSTRUCTION SPVR 1 CU1	67,826 2,600.00 32.50	70,205 2,691.20 33.64	72,835 2,792.00 34.90	75,569 2,896.80 36.21	78,470 3,008.00 37.60	80,411 3,082.40 38.53	81,955 3,141.60 39.27	83,604 3,204.80 40.06	
CONSTRUCTION SPVR 2 CU2	75,026 2,876.00 35.95	77,656 2,976.80 37.21	80,744 3,095.20 38.69	83,854 3,214.40 40.18	87,068 3,337.60 41.72	89,259 3,421.60 42.77	91,033 3,489.60 43.62	92,870 3,560.00 44.50	

 denotes 20 years
 denotes 25 years

Alternate formats available.

Effective 2025 03 22 through 2026 03 20



CONSTRUCTION WKR LH CLH	49,586 1,900.80 23.76	51,256 1,964.80 24.56	52,863 2,026.40 25.33	54,157 2,076.00 25.95	55,263 2,118.40 26.48	56,369 2,160.80 27.01						
CONSTRUCTION WORKER CWR	46,477 1,781.60 22.27	48,063 1,842.40 23.03	49,649 1,903.20 23.79	51,256 1,964.80 24.56	52,508 2,012.80 25.16	53,656 2,056.80 25.71	54,699 2,096.80 26.21					
COOK 1 CK1	45,224 1,733.60 21.67	46,456 1,780.80 22.26	47,604 1,824.80 22.81	48,897 1,874.40 23.43	50,484 1,935.20 24.19	51,965 1,992.00 24.90	53,238 2,040.80 25.51	54,344 2,083.20 26.04	55,430 2,124.80 26.56			
COOK 2 CK2	50,024 1,917.60 23.97	51,277 1,965.60 24.57	52,571 2,015.20 25.19	54,011 2,070.40 25.88	55,471 2,126.40 26.58	57,016 2,185.60 27.32	58,456 2,240.80 28.01	59,604 2,284.80 28.56	60,793 2,330.40 29.13			
COOK 3 CK3	53,656 2,056.80 25.71	55,054 2,110.40 26.38	56,473 2,164.80 27.06	57,976 2,222.40 27.78	59,478 2,280.00 28.50	61,085 2,341.60 29.27	62,609 2,400.00 30.00	63,882 2,448.80 30.61	65,155 2,497.60 31.22			
DEP CH POWER ENG 1ST DOE	86,317 3,308.80 41.36	89,593 3,434.40 42.93	93,099 3,568.80 44.61	96,480 3,698.40 46.23	99,360 3,808.80 47.61	101,823 3,903.20 48.79	103,889 3,982.40 49.78	105,976 4,062.40 50.78				
DEP CH POWER ENG 2ND D2E	71,520 2,741.60 34.27	74,087 2,840.00 35.50	76,800 2,944.00 36.80	79,659 3,053.60 38.17	81,663 3,130.40 39.13	83,311 3,193.60 39.92	85,002 3,258.40 40.73					
DEP CH POWER ENG 3RD D3E	71,332 2,734.40 34.18	73,753 2,827.20 35.34	76,466 2,931.20 36.64	79,304 3,040.00 38.00	81,266 3,115.20 38.94	82,915 3,178.40 39.73	84,564 3,241.60 40.52					
FACILITY MANAGER 1 FM1	44,515 1,706.40 21.33	45,976 1,762.40 22.03	48,731 1,868.00 23.35	50,358 1,930.40 24.13	51,882 1,988.80 24.86	53,635 2,056.00 25.70	55,492 2,127.20 26.59	57,245 2,194.40 27.43	58,894 2,257.60 28.22	60,376 2,314.40 28.93	61,607 2,361.60 29.52	62,838 2,408.80 30.11

 denotes 20 years
 denotes 25 years

Alternate formats available.

Effective 2025 03 22 through 2026 03 20


FACILITY MANAGER 2 FM2	51,882 1,988.80 24.86	53,635 2,056.00 25.70	55,492 2,127.20 26.59	57,391 2,200.00 27.50	59,249 2,271.20 28.39	61,607 2,361.60 29.52	63,423 2,431.20 30.39	65,280 2,502.40 31.28	66,908 2,564.80 32.06	68,264 2,616.80 32.71	69,642 2,669.60 33.37	
FACILITY MANAGER 3 FM3	59,249 2,271.20 28.39	61,607 2,361.60 29.52	64,404 2,468.80 30.86	67,200 2,576.00 32.20	69,725 2,672.80 33.41	72,355 2,773.60 34.67	74,421 2,852.80 35.66	76,758 2,942.40 36.78	78,678 3,016.00 37.70	80,264 3,076.80 38.46	81,871 3,138.40 39.23	
FACILITY MANAGER 4 FM4	67,889 2,602.40 32.53	70,393 2,698.40 33.73	73,044 2,800.00 35.00	75,819 2,906.40 36.33	79,910 3,063.20 38.29	83,061 3,184.00 39.80	86,233 3,305.60 41.32	88,821 3,404.80 42.56	91,534 3,508.80 43.86	93,830 3,596.80 44.96	95,750 3,670.40 45.88	97,649 3,743.20 46.79
FIRE RANGER 1 FR1	40,508 1,552.80 19.41	41,447 1,588.80 19.86	42,804 1,640.80 20.51	43,847 1,680.80 21.01	44,765 1,716.00 21.45	45,663 1,750.40 21.88						
FIRE RANGER 2 FR2	44,557 1,708.00 21.35	45,871 1,758.40 21.98	47,666 1,827.20 22.84	48,814 1,871.20 23.39	49,774 1,908.00 23.85	50,797 1,947.20 24.34						
FIRE RANGER 3 FR3	46,915 1,798.40 22.48	48,313 1,852.00 23.15	49,837 1,910.40 23.88	51,068 1,957.60 24.47	52,091 1,996.80 24.96	53,113 2,036.00 25.45						
FIRE RANGER 4 FR4	49,837 1,910.40 23.88	51,736 1,983.20 24.79	53,301 2,043.20 25.54	54,657 2,095.20 26.19	55,784 2,138.40 26.73	56,870 2,180.00 27.25						
FOOD SERVICES SPVR CK5	52,320 2,005.60 25.07	54,073 2,072.80 25.91	55,868 2,141.60 26.77	57,997 2,223.20 27.79	60,021 2,300.80 28.76	62,296 2,388.00 29.85	63,861 2,448.00 30.60	65,134 2,496.80 31.21	66,449 2,547.20 31.84			
GARAGE WORKS SPVR GWS	67,743 2,596.80 32.46	70,226 2,692.00 33.65	72,772 2,789.60 34.87	75,548 2,896.00 36.20	78,282 3,000.80 37.51	80,244 3,076.00 38.45	81,830 3,136.80 39.21	83,458 3,199.20 39.99				


 denotes 20 years
 denotes 25 years

Alternate formats available.

Effective 2025 03 22 through 2026 03 20

GARDENER 1	43,826	45,287	46,769	48,292	49,753	51,485	52,779	53,802	54,887
GR1	1,680.00	1,736.00	1,792.80	1,851.20	1,907.20	1,973.60	2,023.20	2,062.40	2,104.00
	21.00	21.70	22.41	23.14	23.84	24.67	25.29	25.78	26.30
GARDENER 2	45,287	46,769	48,292	49,753	51,485	53,259	54,595	55,701	56,807
GR2	1,736.00	1,792.80	1,851.20	1,907.20	1,973.60	2,041.60	2,092.80	2,135.20	2,177.60
	21.70	22.41	23.14	23.84	24.67	25.52	26.16	26.69	27.22
GARDENER 3	48,292	49,753	51,485	53,259	55,117	56,995	58,435	59,583	60,772
GR3	1,851.20	1,907.20	1,973.60	2,041.60	2,112.80	2,184.80	2,240.00	2,284.00	2,329.60
	23.14	23.84	24.67	25.52	26.41	27.31	28.00	28.55	29.12
GARDENER 4	60,021	62,296	64,508	66,887	69,579	72,021	73,816	75,277	76,779
GR4	2,300.80	2,388.00	2,472.80	2,564.00	2,667.20	2,760.80	2,829.60	2,885.60	2,943.20
	28.76	29.85	30.91	32.05	33.34	34.51	35.37	36.07	36.79
HATCHERY ASSISTANT	41,322	42,616	43,868	44,974	45,830	46,748			
HA	1,584.00	1,633.60	1,681.60	1,724.00	1,756.80	1,792.00			
	19.80	20.42	21.02	21.55	21.96	22.40			
HATCHERY HELPER	40,070	41,322	42,365	43,179	44,035				
HH	1,536.00	1,584.00	1,624.00	1,655.20	1,688.00				
	19.20	19.80	20.30	20.69	21.10				
HIGHWYS EQUIP PAINT	45,287	46,769	48,292	49,753	51,485	53,259	54,595	55,701	56,807
HEP	1,736.00	1,792.80	1,851.20	1,907.20	1,973.60	2,041.60	2,092.80	2,135.20	2,177.60
	21.70	22.41	23.14	23.84	24.67	25.52	26.16	26.69	27.22
LABOURER/MAINT WRKR 1	41,134	42,449	44,077	45,162	46,059	46,998			
LAB/MW1	1,576.80	1,627.20	1,689.60	1,731.20	1,765.60	1,801.60			
	19.71	20.34	21.12	21.64	22.07	22.52			
MACHINIST	63,026	65,155	67,409	69,934	72,084	74,129	76,007	77,468	79,012
MC	2,416.00	2,497.60	2,584.00	2,680.80	2,763.20	2,841.60	2,913.60	2,969.60	3,028.80
	30.20	31.22	32.30	33.51	34.54	35.52	36.42	37.12	37.86


 denotes 20 years


 denotes 25 years

Alternate formats available.

Effective 2025 03 22 through 2026 03 20

MACHINIST SRT	65,155	67,409	69,934	72,459	74,713	76,925	78,845	80,369	81,976
SMC	2,497.60	2,584.00	2,680.80	2,777.60	2,864.00	2,948.80	3,022.40	3,080.80	3,142.40
	31.22	32.30	33.51	34.72	35.80	36.86	37.78	38.51	39.28
MAINT ASSISTANT	48,209	49,711	51,318	52,967	54,741	56,682	58,080	59,249	60,438
MAN	1,848.00	1,905.60	1,967.20	2,030.40	2,098.40	2,172.80	2,226.40	2,271.20	2,316.80
	23.10	23.82	24.59	25.38	26.23	27.16	27.83	28.39	28.96
MAINT TRADES 1 SRT	60,417	62,671	64,738	66,971	69,037	70,790	72,188	73,628	
SM1	2,316.00	2,402.40	2,481.60	2,567.20	2,646.40	2,713.60	2,767.20	2,822.40	
	28.95	30.03	31.02	32.09	33.08	33.92	34.59	35.28	
MAINT TRADES 2 SRT	64,738	66,971	69,433	71,979	74,233	76,070	77,572	79,117	
SM2	2,481.60	2,567.20	2,661.60	2,759.20	2,845.60	2,916.00	2,973.60	3,032.80	
	31.02	32.09	33.27	34.49	35.57	36.45	37.17	37.91	
MAINT TRADES 3 SRT	71,979	74,630	77,593	80,285	82,790	85,169	87,318	89,092	90,866
SM3	2,759.20	2,860.80	2,974.40	3,077.60	3,173.60	3,264.80	3,347.20	3,415.20	3,483.20
	34.49	35.76	37.18	38.47	39.67	40.81	41.84	42.69	43.54
MAINT TRADESPERSN 1	58,456	60,417	62,671	64,738	66,720	68,390	69,704	71,103	
MM1	2,240.80	2,316.00	2,402.40	2,481.60	2,557.60	2,621.60	2,672.00	2,725.60	
	28.01	28.95	30.03	31.02	31.97	32.77	33.40	34.07	
MAINT TRADESPERSN 2	62,671	64,738	66,971	69,433	71,666	73,482	74,797	76,320	
MM2	2,402.40	2,481.60	2,567.20	2,661.60	2,747.20	2,816.80	2,867.20	2,925.60	
	30.03	31.02	32.09	33.27	34.34	35.21	35.84	36.57	
MAINT TRADESPERSN 3	70,852	73,378	76,153	79,158	81,496	83,938	86,045	87,757	89,510
MM3	2,716.00	2,812.80	2,919.20	3,034.40	3,124.00	3,217.60	3,298.40	3,364.00	3,431.20
	33.95	35.16	36.49	37.93	39.05	40.22	41.23	42.05	42.89
MECH EQ MECH 2 SRT	67,117	69,433	72,042	74,630	76,946	79,242	81,204	82,790	84,438
M2S	2,572.80	2,661.60	2,761.60	2,860.80	2,949.60	3,037.60	3,112.80	3,173.60	3,236.80
	32.16	33.27	34.52	35.76	36.87	37.97	38.91	39.67	40.46


 denotes 20 years


 denotes 25 years

Alternate formats available.

Effective 2025 03 22 through 2026 03 20

MECH EQUIP MECH 1	56,598	58,456	60,480	62,525	64,383	66,261	67,931	69,245	70,644
ME1	2,169.60	2,240.80	2,318.40	2,396.80	2,468.00	2,540.00	2,604.00	2,654.40	2,708.00
	27.12	28.01	28.98	29.96	30.85	31.75	32.55	33.18	33.85
MECH EQUIP MECH 2	64,925	67,117	69,433	72,042	74,254	76,362	78,282	79,784	81,391
ME2	2,488.80	2,572.80	2,661.60	2,761.60	2,846.40	2,927.20	3,000.80	3,058.40	3,120.00
	31.11	32.16	33.27	34.52	35.58	36.59	37.51	38.23	39.00
MECH SUPERVISOR	65,593	67,889	70,393	73,023	75,819	78,658	80,619	82,205	83,833
MSR	2,514.40	2,602.40	2,698.40	2,799.20	2,906.40	3,015.20	3,090.40	3,151.20	3,213.60
	31.43	32.53	33.73	34.99	36.33	37.69	38.63	39.39	40.17
MECHANIC 1	52,424	54,052	55,826	57,830	59,729	61,231	62,484	63,715	
MH1	2,009.60	2,072.00	2,140.00	2,216.80	2,289.60	2,347.20	2,395.20	2,442.40	
	25.12	25.90	26.75	27.71	28.62	29.34	29.94	30.53	
MECHANIC 2	54,908	56,807	58,748	60,939	62,922	64,487	65,802	67,117	
MH2	2,104.80	2,177.60	2,252.00	2,336.00	2,412.00	2,472.00	2,522.40	2,572.80	
	26.31	27.22	28.15	29.20	30.15	30.90	31.53	32.16	
MOBILE SUPPORT SPVR	45,955	47,416	48,897	50,671	52,320	54,073	55,430	56,557	57,704
MPS	1,761.60	1,817.60	1,874.40	1,942.40	2,005.60	2,072.80	2,124.80	2,168.00	2,212.00
	22.02	22.72	23.43	24.28	25.07	25.91	26.56	27.10	27.65
OPERATOR 1/MAINT WRKR 2	45,851	46,894	48,063	48,960	49,962				
OR1/MW2	1,757.60	1,797.60	1,842.40	1,876.80	1,915.20				
	21.97	22.47	23.03	23.46	23.94				
OPERATOR 2/MAINT WRKR 2	48,376	49,419	50,651	51,527	52,550				
OR2/MW2	1,854.40	1,894.40	1,941.60	1,975.20	2,014.40				
	23.18	23.68	24.27	24.69	25.18				
OPERATOR 3/MAINT WRKR 3	51,819	52,842	54,136	55,242	56,348				
OR3/MW3	1,986.40	2,025.60	2,075.20	2,117.60	2,160.00				
	24.83	25.32	25.94	26.47	27.00				



 denotes 20 years

 denotes 25 years

Alternate formats available.

Effective 2025 03 22 through 2026 03 20



OPERATOR 4/MAINT WRKR 3 OR4/MW3	53,718 2,059.20 25.74	54,762 2,099.20 26.24	56,139 2,152.00 26.90	57,245 2,194.40 27.43	58,372 2,237.60 27.97				
OPERATOR 5 OR5	55,784 2,138.40 26.73	56,932 2,182.40 27.28	58,372 2,237.60 27.97	59,520 2,281.60 28.52	60,710 2,327.20 29.09				
PARK ATTENDANT 1 KA1	35,791 1,372.00 17.15	36,772 1,409.60 17.62	37,983 1,456.00 18.20	38,838 1,488.80 18.61	40,111 1,537.60 19.22	41,092 1,575.20 19.69	41,948 1,608.00 20.10	42,783 1,640.00 20.50	
PARK ATTENDANT 2 KA2	37,983 1,456.00 18.20	38,838 1,488.80 18.61	40,111 1,537.60 19.22	41,322 1,584.00 19.80	42,553 1,631.20 20.39	43,617 1,672.00 20.90	44,494 1,705.60 21.32	45,371 1,739.20 21.74	
PARK ATTENDANT 3 KA3	41,322 1,584.00 19.80	42,553 1,631.20 20.39	43,889 1,682.40 21.03	45,350 1,738.40 21.73	46,706 1,790.40 22.38	47,896 1,836.00 22.95	48,877 1,873.60 23.42	49,857 1,911.20 23.89	
PARK ATTENDANT 4 KA4	43,889 1,682.40 21.03	45,350 1,738.40 21.73	46,706 1,790.40 22.38	48,480 1,858.40 23.23	50,024 1,917.60 23.97	51,297 1,966.40 24.58	52,320 2,005.60 25.07	53,364 2,045.60 25.57	
PARK WORKS SPVR 1 PK1	46,790 1,793.60 22.42	48,334 1,852.80 23.16	49,857 1,911.20 23.89	51,485 1,973.60 24.67	53,217 2,040.00 25.50	55,075 2,111.20 26.39	56,431 2,163.20 27.04	57,558 2,206.40 27.58	58,727 2,251.20 28.14
PARK WORKS SPVR 2 PK2	48,334 1,852.80 23.16	49,857 1,911.20 23.89	51,485 1,973.60 24.67	53,217 2,040.00 25.50	55,075 2,111.20 26.39	56,932 2,182.40 27.28	58,351 2,236.80 27.96	59,541 2,282.40 28.53	60,731 2,328.00 29.10
PARK WORKS SPVR 3 PK3	51,360 1,968.80 24.61	53,030 2,032.80 25.41	54,783 2,100.00 26.25	56,724 2,174.40 27.18	58,644 2,248.00 28.10	60,772 2,329.60 29.12	62,296 2,388.00 29.85	63,506 2,434.40 30.43	64,758 2,482.40 31.03

 denotes 20 years
 denotes 25 years

Alternate formats available.

Effective 2025 03 22 through 2026 03 20



POWER ENG 1ST CL PL O1E	83,437 3,198.40 39.98	86,296 3,308.00 41.35	89,531 3,432.00 42.90	93,078 3,568.00 44.60	95,771 3,671.20 45.89	98,150 3,762.40 47.03	100,174 3,840.00 48.00	102,178 3,916.80 48.96	
POWER ENG 2ND CL PL O2E	73,962 2,835.20 35.44	76,717 2,940.80 36.76	79,451 3,045.60 38.07	82,435 3,160.00 39.50	84,480 3,238.40 40.48	86,171 3,303.20 41.29	87,903 3,369.60 42.12		
POWER ENG 3RD CL PL O3E	63,924 2,450.40 30.63	66,136 2,535.20 31.69	68,369 2,620.80 32.76	70,957 2,720.00 34.00	72,751 2,788.80 34.86	74,191 2,844.00 35.55	75,673 2,900.80 36.26		
POWER ENG 5TH CL O5E	50,630 1,940.80 24.26	52,299 2,004.80 25.06	53,844 2,064.00 25.80	55,701 2,135.20 26.69	57,099 2,188.80 27.36	58,247 2,232.80 27.91	59,416 2,277.60 28.47		
PROJECT WORKS SPVR PWS	53,781 2,061.60 25.77	55,743 2,136.80 26.71	57,892 2,219.20 27.74	59,729 2,289.60 28.62	61,231 2,347.20 29.34	62,484 2,395.20 29.94	63,736 2,443.20 30.54		
RADIO TECHNICIAN 1 RT1	48,897 1,874.40 23.43	50,671 1,942.40 24.28	52,320 2,005.60 25.07	54,073 2,072.80 25.91	55,868 2,141.60 26.77	57,997 2,223.20 27.79	59,457 2,279.20 28.49	60,668 2,325.60 29.07	61,857 2,371.20 29.64
RADIO TECHNICIAN 2 RT2	55,117 2,112.80 26.41	56,995 2,184.80 27.31	58,894 2,257.60 28.22	61,169 2,344.80 29.31	63,339 2,428.00 30.35	65,739 2,520.00 31.50	67,367 2,582.40 32.28	68,703 2,633.60 32.92	70,080 2,686.40 33.58
RADIO TECHNICIAN 3 RT3	57,997 2,223.20 27.79	60,021 2,300.80 28.76	62,296 2,388.00 29.85	64,508 2,472.80 30.91	66,887 2,564.00 32.05	69,579 2,667.20 33.34	71,332 2,734.40 34.18	72,626 2,784.00 34.80	74,087 2,840.00 35.50
SECURITY OFFICER 1 BG	44,974 1,724.00 21.55	46,268 1,773.60 22.17	47,729 1,829.60 22.87	49,231 1,887.20 23.59	50,838 1,948.80 24.36	52,383 2,008.00 25.10	53,656 2,056.80 25.71	54,741 2,098.40 26.23	55,826 2,140.00 26.75

 denotes 20 years
 denotes 25 years

Alternate formats available.

Effective 2025 03 22 through 2026 03 20



SECURITY OFFICER 2 HGG	48,230 1,848.80 23.11	49,774 1,908.00 23.85	51,360 1,968.80 24.61	53,009 2,032.00 25.40	54,699 2,096.80 26.21	56,515 2,166.40 27.08	57,892 2,219.20 27.74	59,082 2,264.80 28.31	60,251 2,309.60 28.87
SERVICE WORKER 1 SK1	38,859 1,489.60 18.62	39,924 1,530.40 19.13	41,030 1,572.80 19.66	42,157 1,616.00 20.20	43,304 1,660.00 20.75	44,390 1,701.60 21.27	45,224 1,733.60 21.67	46,122 1,768.00 22.10	
SERVICE WORKER 2 SK2	44,974 1,724.00 21.55	46,184 1,770.40 22.13	47,374 1,816.00 22.70	48,772 1,869.60 23.37	50,108 1,920.80 24.01	51,464 1,972.80 24.66	52,758 2,022.40 25.28	53,781 2,061.60 25.77	54,866 2,103.20 26.29
SERVICE WORKER 3 SK3	47,103 1,805.60 22.57	48,230 1,848.80 23.11	49,837 1,910.40 23.88	51,339 1,968.00 24.60	52,925 2,028.80 25.36	54,511 2,089.60 26.12	55,889 2,142.40 26.78	57,016 2,185.60 27.32	58,143 2,228.80 27.86
SERVICE WORKER 4 SK4	49,148 1,884.00 23.55	50,630 1,940.80 24.26	52,278 2,004.00 25.05	53,885 2,065.60 25.82	55,743 2,136.80 26.71	57,663 2,210.40 27.63	59,124 2,266.40 28.33	60,251 2,309.60 28.87	61,461 2,356.00 29.45
SIGNALS TECH 1 SG1	73,524 2,818.40 35.23	76,132 2,918.40 36.48	78,929 3,025.60 37.82	82,101 3,147.20 39.34	84,167 3,226.40 40.33	85,858 3,291.20 41.14	87,569 3,356.80 41.96		
SIGNALS TECH 2 SG2	76,132 2,918.40 36.48	78,929 3,025.60 37.82	82,101 3,147.20 39.34	85,002 3,258.40 40.73	87,110 3,339.20 41.74	88,842 3,405.60 42.57	90,616 3,473.60 43.42		
SPVRING MECHANIC SVM	55,868 2,141.60 26.77	57,997 2,223.20 27.79	60,021 2,300.80 28.76	62,296 2,388.00 29.85	63,861 2,448.00 30.60	65,134 2,496.80 31.21	66,449 2,547.20 31.84		
TRADES HELPER TRH	42,929 1,645.60 20.57	44,348 1,700.00 21.25	45,809 1,756.00 21.95	47,228 1,810.40 22.63	48,731 1,868.00 23.35	50,337 1,929.60 24.12	51,590 1,977.60 24.72	52,571 2,015.20 25.19	53,635 2,056.00 25.70

 denotes 20 years
 denotes 25 years

Alternate formats available.

Effective 2025 03 22 through 2026 03 20

TRADES HELPER LH	44,348	45,809	47,228	48,731	50,337	52,174	53,489	54,532	55,638
TRL	1,700.00	1,756.00	1,810.40	1,868.00	1,929.60	2,000.00	2,050.40	2,090.40	2,132.80
	21.25	21.95	22.63	23.35	24.12	25.00	25.63	26.13	26.66
WELDER	64,925	67,117	69,433	72,042	74,254	76,362	78,282	79,784	81,391
WL	2,488.80	2,572.80	2,661.60	2,761.60	2,846.40	2,927.20	3,000.80	3,058.40	3,120.00
	31.11	32.16	33.27	34.52	35.58	36.59	37.51	38.23	39.00
WELDER SRT	64,091	66,365	68,786	71,332	73,482	75,673	77,551	79,096	80,682
SWL	2,456.80	2,544.00	2,636.80	2,734.40	2,816.80	2,900.80	2,972.80	3,032.00	3,092.80
	30.71	31.80	32.96	34.18	35.21	36.26	37.16	37.90	38.66
WORKS SPVR	55,325	57,308	59,604	61,837	63,381	64,633	65,927		
WKS	2,120.80	2,196.80	2,284.80	2,370.40	2,429.60	2,477.60	2,527.20		
	26.51	27.46	28.56	29.63	30.37	30.97	31.59		
WORKS SUPT 1	53,259	55,117	56,995	58,894	61,169	63,339	64,946	66,219	67,555
WT1	2,041.60	2,112.80	2,184.80	2,257.60	2,344.80	2,428.00	2,489.60	2,538.40	2,589.60
	25.52	26.41	27.31	28.22	29.31	30.35	31.12	31.73	32.37
WORKS SUPT 2	56,995	58,894	61,169	63,339	65,739	68,181	69,892	71,353	72,772
WT2	2,184.80	2,257.60	2,344.80	2,428.00	2,520.00	2,613.60	2,679.20	2,735.20	2,789.60
	27.31	28.22	29.31	30.35	31.50	32.67	33.49	34.19	34.87
WR SUPERVISOR	57,913	59,875	61,920	64,278	66,532	68,181	69,558	70,957	
WRS	2,220.00	2,295.20	2,373.60	2,464.00	2,550.40	2,613.60	2,666.40	2,720.00	
	27.75	28.69	29.67	30.80	31.88	32.67	33.33	34.00	

 denotes 20 years
 denotes 25 years