

Alternate formats available.

ADMIN COMPONENT YEAR 4 SALARY SCHEDULE

Effective 2026 03 21 through 2027 03 19

ADMIN ANALYST	70,149	73,156	75,898	78,735	81,724	85,014	88,286	90,480	92,315	94,168
AAN	2,689.03	2,804.30	2,909.43	3,018.18	3,132.73	3,258.88	3,384.30	3,468.40	3,538.73	3,609.78
	37.09	38.68	40.13	41.63	43.21	44.95	46.68	47.84	48.81	49.79
ADMIN OFFICER 1	57,666	59,293	61,070	63,000	65,326	67,690	69,411	70,867	72,286	
AO1	2,210.53	2,272.88	2,341.03	2,414.98	2,504.15	2,594.78	2,660.75	2,716.58	2,770.95	
	30.49	31.35	32.29	33.31	34.54	35.79	36.70	37.47	38.22	
ADMIN OFFICER 2	64,153	66,593	68,825	71,397	74,120	76,863	78,773	80,381	81,988	
AO2	2,459.20	2,552.73	2,638.28	2,736.88	2,841.28	2,946.40	3,019.63	3,081.25	3,142.88	
	33.92	35.21	36.39	37.75	39.19	40.64	41.65	42.50	43.35	
ADMIN OFFICER 3	67,671	70,149	72,683	75,369	78,395	81,440	84,504	86,622	88,381	90,159
XO3	2,594.05	2,689.03	2,786.18	2,889.13	3,005.13	3,121.85	3,239.30	3,320.50	3,387.93	3,456.08
	35.78	37.09	38.43	39.85	41.45	43.06	44.68	45.80	46.73	47.67
ADMIN OFFICER 4	77,090	79,889	82,915	86,168	89,516	92,958	96,892	99,331	101,261	103,284
XO4	2,955.10	3,062.40	3,178.40	3,303.10	3,431.43	3,563.38	3,714.18	3,807.70	3,881.65	3,959.23
	40.76	42.24	43.84	45.56	47.33	49.15	51.23	52.52	53.54	54.61
ASST MGR CLAIMS	70,149	73,156	75,898	78,735	81,724	85,014	88,286	90,480	92,315	94,168
AMC	2,689.03	2,804.30	2,909.43	3,018.18	3,132.73	3,258.88	3,384.30	3,468.40	3,538.73	3,609.78
	37.09	38.68	40.13	41.63	43.21	44.95	46.68	47.84	48.81	49.79
AUDIT ACCOUNTANT 1	62,546	64,947	67,350	69,770	72,361	75,028	76,901	78,489	80,059	
AN1	2,397.58	2,489.65	2,581.73	2,674.53	2,773.85	2,876.08	2,947.85	3,008.75	3,068.93	
	33.07	34.34	35.61	36.89	38.26	39.67	40.66	41.50	42.33	
AUDIT ACCOUNTANT 2	73,515	76,258	79,189	82,253	85,374	88,721	90,934	92,769	94,603	
AN2	2,818.08	2,923.20	3,035.58	3,153.03	3,272.65	3,400.98	3,485.80	3,556.13	3,626.45	
	38.87	40.32	41.87	43.49	45.14	46.91	48.08	49.05	50.02	
AUDIT MGR 1	85,847	89,118	92,561	96,343	100,277	104,589	109,091	111,795	114,065	116,334
AZ1	3,290.78	3,416.20	3,548.15	3,693.15	3,843.95	4,009.25	4,181.80	4,285.48	4,372.48	4,459.48
	45.39	47.12	48.94	50.94	53.02	55.30	57.68	59.11	60.31	61.51


denotes 20 years


denotes 25 years

Alternate formats available.

Effective 2026 03 21 through 2027 03 19

AUDIT MGR 2	92,561	96,343	100,277	104,589	109,091	113,838	118,793	124,013	127,134	129,687	132,278	
AZ2	3,548.15	3,693.15	3,843.95	4,009.25	4,181.80	4,363.78	4,553.73	4,753.83	4,873.45	4,971.33	5,070.65	
	48.94	50.94	53.02	55.30	57.68	60.19	62.81	65.57	67.22	68.57	69.94	
AUDIT SPVR 1	63,680	66,064	68,598	71,208	73,874	76,749	80,929	84,125	87,454	89,629	91,426	93,241
AX1	2,441.08	2,532.43	2,629.58	2,729.63	2,831.85	2,942.05	3,102.28	3,224.80	3,352.40	3,435.78	3,504.65	3,574.25
	33.67	34.93	36.27	37.65	39.06	40.58	42.79	44.48	46.24	47.39	48.34	49.30
AUDIT SPVR 2	75,463	78,451	81,307	84,504	87,832	91,331	95,038	100,277	102,793	104,816	106,916	
AX2	2,892.75	3,007.30	3,116.78	3,239.30	3,366.90	3,501.03	3,643.13	3,843.95	3,940.38	4,017.95	4,098.43	
	39.90	41.48	42.99	44.68	46.44	48.29	50.25	53.02	54.35	55.42	56.53	
BUSINESS ANALYST 1	70,149	73,156	75,898	78,735	81,724	85,014	88,286	90,480	92,315	94,168		
BA1	2,689.03	2,804.30	2,909.43	3,018.18	3,132.73	3,258.88	3,384.30	3,468.40	3,538.73	3,609.78		
	37.09	38.68	40.13	41.63	43.21	44.95	46.68	47.84	48.81	49.79		
BUSINESS ANALYST 2	73,288	76,125	78,943	82,045	85,222	88,684	92,277	94,584	96,438	98,348		
BA2	2,809.38	2,918.13	3,026.15	3,145.05	3,266.85	3,399.53	3,537.28	3,625.73	3,696.78	3,770.00		
	38.75	40.25	41.74	43.38	45.06	46.89	48.79	50.01	50.99	52.00		
BUSINESS ANALYST 3	83,331	86,508	89,799	93,563	97,365	101,488	105,857	108,504	110,755	112,949		
BA3	3,194.35	3,316.15	3,442.30	3,586.58	3,732.30	3,890.35	4,057.83	4,159.33	4,245.60	4,329.70		
	44.06	45.74	47.48	49.47	51.48	53.66	55.97	57.37	58.56	59.72		
BUSINESS ANALYST 4	97,365	101,488	105,857	110,490	115,313	120,420	123,446	125,885	128,401			
BA4	3,732.30	3,890.35	4,057.83	4,235.45	4,420.33	4,616.08	4,732.08	4,825.60	4,922.03			
	51.48	53.66	55.97	58.42	60.97	63.67	65.27	66.56	67.89			
CONSULTANT SPEC ED	79,889	82,915	86,168	89,516	92,958	96,892	100,939	103,455	105,592	107,691		
CED	3,062.40	3,178.40	3,303.10	3,431.43	3,563.38	3,714.18	3,869.33	3,965.75	4,047.68	4,128.15		
	42.24	43.84	45.56	47.33	49.15	51.23	53.37	54.70	55.83	56.94		
CURRICULUM CONSULT	86,244	89,554	93,090	96,721	100,788	104,987	109,393	112,155	114,367	116,656		
CRC	3,306.00	3,432.88	3,568.45	3,707.65	3,863.53	4,024.48	4,193.40	4,299.25	4,384.08	4,471.80		
	45.60	47.35	49.22	51.14	53.29	55.51	57.84	59.30	60.47	61.68		
DEP COORD EMO	75,312	78,206	81,099	84,163	87,587	90,934	93,204	95,095	97,005			
DCM	2,886.95	2,997.88	3,108.80	3,226.25	3,357.48	3,485.80	3,572.80	3,645.30	3,718.53			
	39.82	41.35	42.88	44.50	46.31	48.08	49.28	50.28	51.29			


 denotes 20 years


 denotes 25 years

Alternate formats available.

Effective 2026 03 21 through 2027 03 19

ED ADMIN CONSULTANT	90,442	93,998	97,629	101,771	105,932	110,415	115,218	118,131	120,514	122,916	
EAC	3,466.95	3,603.25	3,742.45	3,901.23	4,060.73	4,232.55	4,416.70	4,528.35	4,619.70	4,711.78	
	47.82	49.70	51.62	53.81	56.01	58.38	60.92	62.46	63.72	64.99	
FINANCIAL OFFICER 1	59,501	61,600	63,756	66,139	68,636	71,132	72,891	74,291	75,785		
FI1	2,280.85	2,361.33	2,443.98	2,535.33	2,631.03	2,726.73	2,794.15	2,847.80	2,905.08		
	31.46	32.57	33.71	34.97	36.29	37.61	38.54	39.28	40.07		
FINANCIAL OFFICER 2	61,600	63,756	66,139	68,636	71,132	73,874	75,728	77,165	78,716		
FI2	2,361.33	2,443.98	2,535.33	2,631.03	2,726.73	2,831.85	2,902.90	2,958.00	3,017.45		
	32.57	33.71	34.97	36.29	37.61	39.06	40.04	40.80	41.62		
FINANCIAL OFFICER 3	69,884	72,229	74,971	77,771	80,702	83,861	85,979	87,681	89,440		
FI3	2,678.88	2,768.78	2,873.90	2,981.20	3,093.58	3,214.65	3,295.85	3,361.10	3,428.53		
	36.95	38.19	39.64	41.12	42.67	44.34	45.46	46.36	47.29		
FINANCIAL OFFICER 4	76,768	79,700	82,707	85,847	89,251	92,731	95,019	96,930	98,878		
FI4	2,942.78	3,055.15	3,170.43	3,290.78	3,421.28	3,554.68	3,642.40	3,715.63	3,790.30		
	40.59	42.14	43.73	45.39	47.19	49.03	50.24	51.25	52.28		
FINANCIAL OFFICER 5	79,889	82,896	86,187	89,516	93,090	96,892	102,206	104,778	106,897	109,034	
FI5	3,062.40	3,177.68	3,303.83	3,431.43	3,568.45	3,714.18	3,917.90	4,016.50	4,097.70	4,179.63	
	42.24	43.83	45.57	47.33	49.22	51.23	54.04	55.40	56.52	57.65	
INFO TECHNOLOGIST 1	57,969	59,538	62,829	64,342	66,101	67,879	69,676	71,510	73,326	74,782	76,277
IS1	2,222.13	2,282.30	2,408.45	2,466.45	2,533.88	2,602.03	2,670.90	2,741.23	2,810.83	2,866.65	2,923.93
	30.65	31.48	33.22	34.02	34.95	35.89	36.84	37.81	38.77	39.54	40.33
INFO TECHNOLOGIST 2	71,813	74,442	77,128	80,021	82,972	86,281	89,516	92,920	95,246	97,194	99,142
IS2	2,752.83	2,853.60	2,956.55	3,067.48	3,180.58	3,307.45	3,431.43	3,561.93	3,651.10	3,725.78	3,800.45
	37.97	39.36	40.78	42.31	43.87	45.62	47.33	49.13	50.36	51.39	52.42
INFO TECHNOLOGIST 3	78,527	81,534	84,825	87,965	91,218	94,755	98,481	102,244	104,816	106,972	109,110
IS3	3,010.20	3,125.48	3,251.63	3,371.98	3,496.68	3,632.25	3,775.08	3,919.35	4,017.95	4,100.60	4,182.53
	41.52	43.11	44.85	46.51	48.23	50.10	52.07	54.06	55.42	56.56	57.69
INFO TECHNOLOGIST 4	84,825	87,965	91,218	94,755	98,481	102,244	106,594	111,077	113,857	116,126	118,434
IS4	3,251.63	3,371.98	3,496.68	3,632.25	3,775.08	3,919.35	4,086.10	4,257.93	4,364.50	4,451.50	4,539.95
	44.85	46.51	48.23	50.10	52.07	54.06	56.36	58.73	60.20	61.40	62.62

 denotes 20 years

 denotes 25 years

Alternate formats available.

Effective 2026 03 21 through 2027 03 19

LIBRARY DIRECTOR 1	79,889	82,915	86,168	89,516	92,958	96,892	99,331	101,261	103,284				
LD1	3,062.40	3,178.40	3,303.10	3,431.43	3,563.38	3,714.18	3,807.70	3,881.65	3,959.23				
	42.24	43.84	45.56	47.33	49.15	51.23	52.52	53.54	54.61				
MANAGEMENT ANALYST 1	53,940	55,775	57,685	59,765	61,789	64,172	66,631	69,108	71,643	74,480	76,352	77,846	79,416
MB1	2,067.70	2,138.03	2,211.25	2,291.00	2,368.58	2,459.93	2,554.18	2,649.15	2,746.30	2,855.05	2,926.83	2,984.10	3,044.28
	28.52	29.49	30.50	31.60	32.67	33.93	35.23	36.54	37.88	39.38	40.37	41.16	41.99
MANAGEMENT ANALYST 2	73,288	76,125	78,943	82,045	85,222	88,684	92,277	94,584	96,438	98,348			
MB2	2,809.38	2,918.13	3,026.15	3,145.05	3,266.85	3,399.53	3,537.28	3,625.73	3,696.78	3,770.00			
	38.75	40.25	41.74	43.38	45.06	46.89	48.79	50.01	50.99	52.00			
MANAGEMENT ANALYST 3	83,331	86,508	89,799	93,563	97,365	101,488	105,857	108,504	110,755	112,949			
MB3	3,194.35	3,316.15	3,442.30	3,586.58	3,732.30	3,890.35	4,057.83	4,159.33	4,245.60	4,329.70			
	44.06	45.74	47.48	49.47	51.48	53.66	55.97	57.37	58.56	59.72			
PLANNING CONSULTANT	89,516	92,958	96,892	100,939	105,195	109,734	114,538	119,474	122,462	124,940	127,455		
PCO	3,431.43	3,563.38	3,714.18	3,869.33	4,032.45	4,206.45	4,390.60	4,579.83	4,694.38	4,789.35	4,885.78		
	47.33	49.15	51.23	53.37	55.62	58.02	60.56	63.17	64.75	66.06	67.39		
PRODUCTION SPVR	70,149	73,156	75,898	78,735	81,724	85,014	88,286	90,480	92,315	94,168			
PSH	2,689.03	2,804.30	2,909.43	3,018.18	3,132.73	3,258.88	3,384.30	3,468.40	3,538.73	3,609.78			
	37.09	38.68	40.13	41.63	43.21	44.95	46.68	47.84	48.81	49.79			
PROGRAM COORD EDUC	92,220	95,757	99,804	103,965	108,372	113,044	117,980	123,086	126,150	128,704	131,276		
PCD	3,535.10	3,670.68	3,825.83	3,985.33	4,154.25	4,333.33	4,522.55	4,718.30	4,835.75	4,933.63	5,032.23		
	48.76	50.63	52.77	54.97	57.30	59.77	62.38	65.08	66.70	68.05	69.41		
PURCHASING AGENT 1	53,959	55,813	57,685	59,727	61,770	64,097	65,704	66,990	68,333				
PA1	2,068.43	2,139.48	2,211.25	2,289.55	2,367.85	2,457.03	2,518.65	2,567.95	2,619.43				
	28.53	29.51	30.50	31.58	32.66	33.89	34.74	35.42	36.13				
PURCHASING AGENT 2	66,593	68,825	71,397	74,120	76,863	79,794	81,799	83,482	85,128				
PA2	2,552.73	2,638.28	2,736.88	2,841.28	2,946.40	3,058.78	3,135.63	3,200.15	3,263.23				
	35.21	36.39	37.75	39.19	40.64	42.19	43.25	44.14	45.01				
PURCHASING AGENT 3	71,397	74,120	76,863	79,794	82,896	86,168	88,305	90,083	91,861				
PA3	2,736.88	2,841.28	2,946.40	3,058.78	3,177.68	3,303.10	3,385.03	3,453.18	3,521.33				
	37.75	39.19	40.64	42.19	43.83	45.56	46.69	47.63	48.57				

denotes 20 years

denotes 25 years

Alternate formats available.

Effective 2026 03 21 through 2027 03 19

REGIONAL COORD CDS	82,915	86,168	89,516	92,958	96,892	100,939	105,195	107,842	109,980	112,211	
RCD	3,178.40	3,303.10	3,431.43	3,563.38	3,714.18	3,869.33	4,032.45	4,133.95	4,215.88	4,301.43	
	43.84	45.56	47.33	49.15	51.23	53.37	55.62	57.02	58.15	59.33	
SECRETARY MHSC	74,328	77,090	79,889	82,915	86,168	89,516	92,958	96,892	99,331	101,261	103,284
SMH	2,849.25	2,955.10	3,062.40	3,178.40	3,303.10	3,431.43	3,563.38	3,714.18	3,807.70	3,881.65	3,959.23
	39.30	40.76	42.24	43.84	45.56	47.33	49.15	51.23	52.52	53.54	54.61
SECRETARY MUN BD	82,915	86,168	89,516	92,958	96,892	100,939	105,195	107,842	109,980	112,211	
SMB	3,178.40	3,303.10	3,431.43	3,563.38	3,714.18	3,869.33	4,032.45	4,133.95	4,215.88	4,301.43	
	43.84	45.56	47.33	49.15	51.23	53.37	55.62	57.02	58.15	59.33	
SR CONSUL INSTR P&E	79,889	82,915	86,168	89,516	92,958	96,892	100,939	103,455	105,592	107,691	
SCE	3,062.40	3,178.40	3,303.10	3,431.43	3,563.38	3,714.18	3,869.33	3,965.75	4,047.68	4,128.15	
	42.24	43.84	45.56	47.33	49.15	51.23	53.37	54.70	55.83	56.94	
STUDENT AUDITOR 1	36,786	37,902	38,904	40,096	41,250	42,706	43,746	44,559	45,429		
SA1	1,410.13	1,452.90	1,491.33	1,537.00	1,581.23	1,637.05	1,676.93	1,708.10	1,741.45		
	19.45	20.04	20.57	21.20	21.81	22.58	23.13	23.56	24.02		
STUDENT AUDITOR 2	47,302	48,701	50,290	52,030	53,581	55,567	56,947	58,139	59,293		
SA2	1,813.23	1,866.88	1,927.78	1,994.48	2,053.93	2,130.05	2,182.98	2,228.65	2,272.88		
	25.01	25.75	26.59	27.51	28.33	29.38	30.11	30.74	31.35		
STUDENT AUDITOR 3	50,290	52,030	53,581	55,567	57,534	59,387	60,881	62,148	63,397		
SA3	1,927.78	1,994.48	2,053.93	2,130.05	2,205.45	2,276.50	2,333.78	2,382.35	2,430.20		
	26.59	27.51	28.33	29.38	30.42	31.40	32.19	32.86	33.52		
STUDENT AUDITOR 4	57,534	59,387	61,543	63,643	66,026	68,522	70,243	71,643	73,080		
SA4	2,205.45	2,276.50	2,359.15	2,439.63	2,530.98	2,626.68	2,692.65	2,746.30	2,801.40		
	30.42	31.40	32.54	33.65	34.91	36.23	37.14	37.88	38.64		
SYSTEMS ANALYST 1	54,753	56,720	58,687	60,749	63,000	65,326	66,934	68,314	69,676		
SL1	2,098.88	2,174.28	2,249.68	2,328.70	2,414.98	2,504.15	2,565.78	2,618.70	2,670.90		
	28.95	29.99	31.03	32.12	33.31	34.54	35.39	36.12	36.84		
SYSTEMS ANALYST 2	58,687	60,749	63,000	65,326	67,690	70,300	72,059	73,553	75,028		
SL2	2,249.68	2,328.70	2,414.98	2,504.15	2,594.78	2,694.83	2,762.25	2,819.53	2,876.08		
	31.03	32.12	33.31	34.54	35.79	37.17	38.10	38.89	39.67		


denotes 20 years


denotes 25 years

Alternate formats available.

Effective 2026 03 21 through 2027 03 19

SYSTEMS ANALYST 3	64,153	66,593	68,825	71,397	74,120	76,863	78,773	80,381	81,988	
SL3	2,459.20	2,552.73	2,638.28	2,736.88	2,841.28	2,946.40	3,019.63	3,081.25	3,142.88	
	33.92	35.21	36.39	37.75	39.19	40.64	41.65	42.50	43.35	
TAX AUDIT SPVR	99,804	104,022	108,391	113,044	118,037	123,105	126,169	128,722	131,295	
TXS	3,825.83	3,987.50	4,154.98	4,333.33	4,524.73	4,719.03	4,836.48	4,934.35	5,032.95	
	52.77	55.00	57.31	59.77	62.41	65.09	66.71	68.06	69.42	
TAX AUDITOR 1	73,610	76,390	79,227	82,329	85,544	88,778	90,991	92,844	94,717	
TX1	2,821.70	2,928.28	3,037.03	3,155.93	3,279.18	3,403.15	3,487.98	3,559.03	3,630.80	
	38.92	40.39	41.89	43.53	45.23	46.94	48.11	49.09	50.08	
TAX AUDITOR 2	84,031	87,076	90,499	94,055	97,686	101,809	104,344	106,424	108,542	
TX2	3,221.18	3,337.90	3,469.13	3,605.43	3,744.63	3,902.68	3,999.83	4,079.58	4,160.78	
	44.43	46.04	47.85	49.73	51.65	53.83	55.17	56.27	57.39	
TAX AUDITOR 3	90,499	94,055	97,686	101,809	106,046	110,509	113,271	115,597	117,904	
TX3	3,469.13	3,605.43	3,744.63	3,902.68	4,065.08	4,236.18	4,342.03	4,431.20	4,519.65	
	47.85	49.73	51.65	53.83	56.07	58.43	59.89	61.12	62.34	
TAX AUDITOR 4	94,963	98,556	102,679	106,991	111,511	116,334	119,247	121,592	124,013	
TX4	3,640.23	3,777.98	3,936.03	4,101.33	4,274.60	4,459.48	4,571.13	4,661.03	4,753.83	
	50.21	52.11	54.29	56.57	58.96	61.51	63.05	64.29	65.57	
TRAINING DEVT OFFICER	73,156	75,898	78,735	81,724	85,014	88,286	91,861	94,168	96,078	98,008
TDO	2,804.30	2,909.43	3,018.18	3,132.73	3,258.88	3,384.30	3,521.33	3,609.78	3,683.00	3,756.95
	38.68	40.13	41.63	43.21	44.95	46.68	48.57	49.79	50.80	51.82

 denotes 20 years

 denotes 25 years