

NOR-MAN Parent-Child Coalition

Are our children ready for school?

Early Development Instrument (EDI) 2005-2006 results for your community

This report shows the “**readiness for school**” of Kindergarten children in your community based on results from the EDI. “Readiness for school” is a baseline of children’s readiness to begin grade one. As children’s readiness for school is influenced by their early years—and the family and community factors that shape children’s early years—EDI results are a reflection of the **strengths** and **needs** of children’s communities.

The EDI measures:

Physical health & well-being

Children are healthy, independent, rested each day.

Language & thinking skills

Children are interested in reading and writing, can count and recognize numbers, shapes.

Social competence

Children play and get along with others, share, show self-confidence.

Communication skills & general knowledge

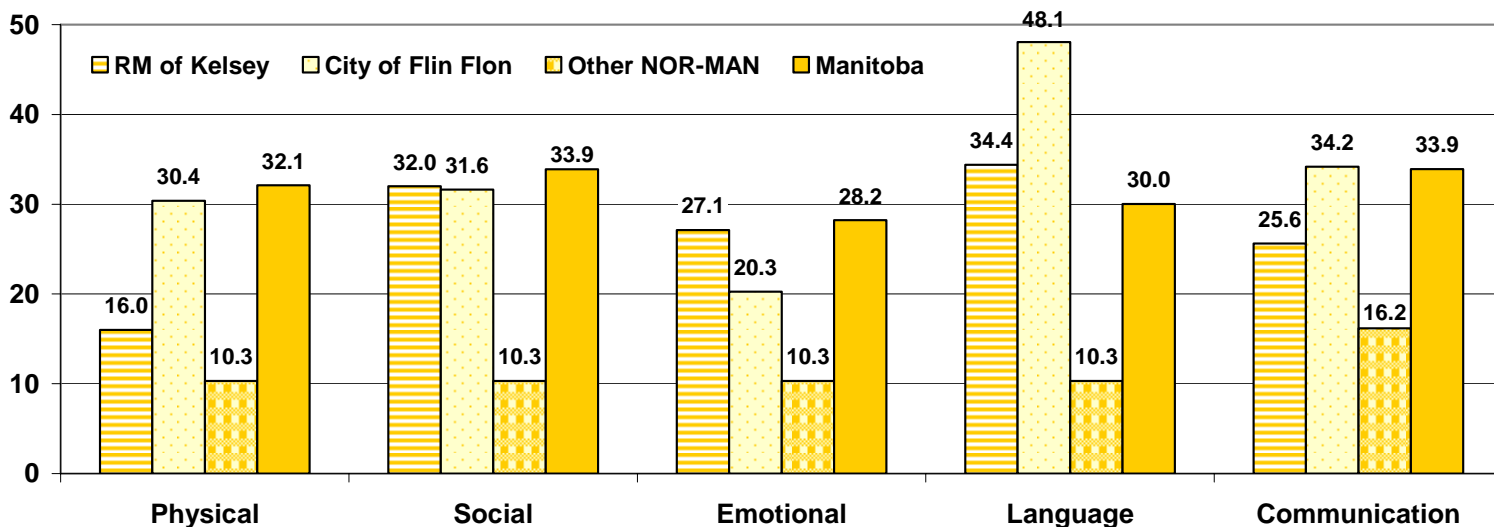
Children can tell a story, communicate with adults and other children.

Emotional maturity


Children are able to concentrate on tasks, help others, show patience, are not often aggressive nor angry.



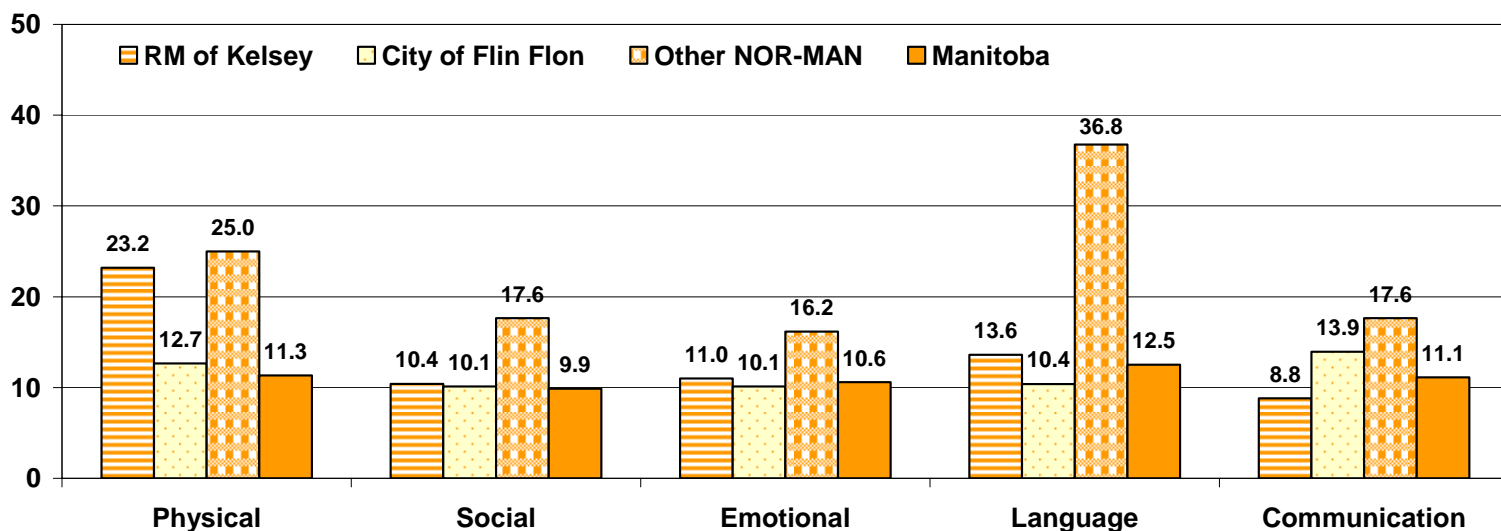
The per cent of Kindergarten children who were ‘very ready’ (top 30%) for school (2005-2006)



Using percentile rankings, there is an expectation that 30% of scores should fall within the ‘very ready’ category. More than 30% indicates a **‘strength’** in that area of development.



The per cent of Kindergarten children who were 'not ready' (bottom 10%) for school (2005-2006)



Using percentile rankings, there is an expectation that 10% of scores should fall within the 'not ready' category. More than 10% indicates a 'need' in that area of development.

Average Scores for the EDI

Areas of Early Development: (‘10’ is best possible score)	2002-2003			2003-2004			2004-2005			2005-2006			
	Kelsey RM	Flin Flon	Nor-Man	Kelsey RM	Flin Flon	Nor-Man	Kelsey RM	Flin Flon	Nor-Man	Kelsey RM	Flin Flon	Other Nor-Man	Nor-Man
(Number of children) **	(135)	(93)	(229)	(140)	(65)	(208)	(143)	(80)	(226)	(134)	(87)	(76)	(297)
Physical health & well-being *	9.29	8.55	8.99	8.38	8.71	8.49	8.82	8.22	8.60	8.28	8.50	7.99	8.27
Social Competence *	8.15	7.99	8.08	7.64	8.15	7.79	8.69	7.93	8.43	8.34	8.35	7.19	8.05
Emotional Maturity	7.68	7.92	7.77	7.47	8.51	7.79	8.52	7.91	8.29	7.88	7.82	7.23	7.69
Language & thinking skills	8.25	8.80	8.48	7.67	8.40	7.91	8.77	8.29	8.59	8.21	8.52	6.37	7.84
Communication & general knowledge *	8.26	7.32	7.88	7.06	7.90	7.34	8.11	6.66	7.59	7.24	7.16	6.78	7.10

* Due to changes in the 2004-2005 EDI questionnaire, average values have been adjusted in 2002-2003 and 2003-2004 to be comparable to 2004-2005 and 2005-2006 averages.

** Number of children may not add up before 2005-2006 due to a small number of children living in unorganized territories (other NOR-MAN)

General Information on Kindergarten Children:

Participation	2002-2003	2003-2004	2004-2005	2005-2006
Number of participating schools in your community	6	5	5	8
Number of participating children in your community	229	208	226	297
Number of participating children in your community with ESL /FSL	6 / 0	3 / 0	1 / 0	20 / 0
Number of participating children in your community with special needs	12	2	6	15
Number of participating children in your community who require further assessment concerning possible special needs	22	16	29	25