










**TEACHER RESOURCE SECTION:**

Photocopy one or two sets of this page and cut up along the lines so that you are prepared for the "Who am I?" activity that accompanies student page 1 and page 2. Copy onto GREEN paper.

 <p><b>server:</b> a person in a restaurant who serves food</p>	 <p><b>sales associate:</b> a person who helps customers buy things</p>	 <p><b>office clerk:</b> a person who works in an office</p>
 <p><b>cashier:</b> a person who receives the money that the customer pays</p>	 <p><b>daycare worker:</b> a person who takes care of children in a daycare</p>	 <p><b>factory worker:</b> a person who works in a factory</p>
 <p><b>cleaner:</b> a person who cleans (vacuuming, dusting, taking out the garbage)</p>	 <p><b>receptionist:</b> a person who works at the front of the business</p>	 <p><b>credit union employee:</b> a person who works at a credit union</p>

**TEACHER RESOURCE SECTION:**

Photocopy one or two sets of this page and cut up along the lines so that you are prepared for the “Who am I?” activity that accompanies student page 1 and page 2. Copy onto RED paper.

 <p><b>pilot:</b> a person who flies a plane.</p>	 <p><b>babysitter:</b> a person who looks after young children at home.</p>	 <p><b>professional lawyer:</b> a person who works for the justice system.</p>
 <p><b>federal government worker:</b> a person who works for the government.</p>	 <p><b>federal election worker:</b> a person who works for Elections Canada.</p>	 <p><b>broadcaster:</b> a person who works for radio or television.</p>
 <p><b>bank teller:</b> a person who works at a bank.</p>	 <p><b>Canada Post worker:</b> a person who works for the Canadian government mail system.</p>	 <p><b>Long haul truck driver:</b> a person who drives a truck for long distances.</p>

**TEACHER RESOURCE SECTION:**

Photocopy one set of this page for every two students in the class and cut up along the lines so that you are prepared for the activity that accompanies “A map for Newcomers to Manitoba” on student page 4.

<p><b>2 = <u>The International Centre:</u></b> an agency for immigrants who are new to Winnipeg.</p>	<p><b>3 = <u>Manitoba Interfaith Immigration Council:</u></b> an agency for immigrants who are new to Winnipeg.</p>
<p><b>10 = <u>University of Winnipeg:</u></b> a downtown university.</p>	<p><b>19 = <u>Healthy Start for Mom and Me:</u></b> a place where you can learn about nutrition during pregnancy.</p>
<p><b>23 = <u>YMCA-YWCA of Winnipeg:</u></b> a place to exercise.</p>	<p><b>29 = <u>Canada Revenue Agency:</u></b> a place where you can get help with your taxes.</p>
<p><b>33 = <u>Service Canada:</u></b> a place where you can get help with resumes.</p>	<p><b>34 = <u>Winnipeg Adult Education Centre:</u></b> a place to finish grade 12.</p>
<p><b>21 = <u>Needs Centre for War Affected Families:</u></b> a place where you can get counselling and classes.</p>	<p><b>27 = <u>Success Skills Centre:</u></b> a place where you can get help with your resume.</p>

**TEACHER RESOURCE SECTION:**

Photocopy one set of this page for every two students in the class and cut up along the lines so that you are prepared for the activity that accompanies “A map for Newcomers to Manitoba” on student page 4.

<p><b>1 = <u>The Entry Program:</u></b> a school for immigrants who are new to Winnipeg.</p>	<p><b>4 = <u>The English Skills Centre:</u></b> a school for students with benchmarks 5 - 8.</p>
<p><b>9 = <u>University of Manitoba Continuing Education:</u></b> a school with special programs.</p>	<p><b>12 = <u>Employment Standards:</u></b> an office where you can learn about employment standards.</p>
<p><b>15 = <u>Manitoba Health:</u></b> an office where you can get your health card.</p>	<p><b>16 = <u>Vital Statistics Agency:</u></b> a place where you can get documents like birth and marriage certificates.</p>
<p><b>17 = <u>Worker’s Compensation Board of Manitoba:</u></b> a place where you can get help when you are hurt at work.</p>	<p><b>18 = <u>Family Centre:</u></b> a place where you can get counselling.</p>
<p><b>20 = <u>Immigrant Women’s Counselling Services:</u></b> a place for women’s counselling.</p>	<p><b>22 = <u>Sexuality Resource Centre:</u></b> a place where you can learn about birth control.</p>

**TEACHER RESOURCE SECTION:**

Photocopy one set of this page for every two students in the class and cut up along the lines so that you are prepared for the activity that accompanies “A map for Newcomers to Manitoba” on student page 4.

<p><b>Bus depot:</b> You can take a bus across Canada from here.</p>	<p><b>Portage Place shopping centre:</b> You can go shopping here.</p>
<p><b>The Bay:</b> You can go shopping here.</p>	<p><b>Manitoba Hydro:</b> a new downtown building</p>
<p><b>MTS Centre:</b> You can watch a concert here.</p>	<p><b>City Place mall:</b> You can go shopping here.</p>
<p><b>Winnipeg Convention Centre:</b> You can go to conferences here.</p>	<p><b>Law Courts:</b> You can learn about the law here.</p>
<p><b>Legislative building:</b> You can have a tour here.</p>	<p><b>Memorial Park:</b> You can relax outside in this park.</p>

**TEACHER RESOURCE SECTION:**

Photocopy one set of this page for every two students in the class and cut up along the lines so that you are prepared for the activity that accompanies “A map for Newcomers to Manitoba” on student page 4.

<p><b>Winnipeg Art Gallery:</b> You can look at art here.</p>	<p><b>Medical Arts Building:</b> You can see a doctor here.</p>
<p><b>Central Park:</b> You can relax outside in this park.</p>	<p><b>Winnipeg Adult Education Centre:</b> You can finish your Grade 12 here.</p>
<p><b>Millennium Library:</b> You can read books here.</p>	