

Statistical Information

Manitoba Municipalities

2014

Information statistique

Municipalités du Manitoba



FOREWORD

The “2014 Statistical Information for Municipalities in the Province of Manitoba” provides highlights and statistical information compiled from the consolidated audited financial statements of Manitoba’s municipalities. Manitoba municipal financial statements conform to Public Sector Accounting Board (PSAB) financial reporting standards. The statements are consolidated for the municipality and its owned or controlled organizations, providing a comprehensive picture of the municipality’s financial position.

The Executive Summary highlights key municipal information including expenditures on services, as a percent of total expenditures, and the composition of tangible capital assets. The Financial Statistics section groups municipalities by type and population size to facilitate comparisons between similar municipalities. A detailed breakdown of consolidated revenues, expenditures, utilities operations, and other data such as taxable assessment, capital assets, and trust and reserve funds is provided.

A total of 31 municipalities did not submit their 2014 statements by the time of publication. This publication uses 2013 data for 27 of these municipalities and excludes 4 municipalities, where 2013 data is not available. These municipalities are listed on the following page.

For those municipalities where financial statements are available, and on a consolidated basis:

- Municipalities reported \$8.97 billion in total in reserve fund balances and accumulated surplus. 94% of these funds are held in the form of tangible capital assets.
- Municipalities reported net financial debt in total of \$295.0 million. Net financial debt measures the difference between municipalities’ total financial liabilities (\$2.06 billion) and total financial assets (\$1.77 billion).
- Municipalities held \$824 million in cash and temporary investments at the end of 2014.
- Total long-term debt held by municipalities was \$1.23 billion in 2014.
- Debt charges as a percentage of revenue were 3% overall.

Key trends in municipal budgets and expenditures, on an unconsolidated basis, include:

- 69% of all municipalities increased their 2014 budget by 2% or more, greater than the rate of economic growth.
- 90% (178) of all municipalities spend more than 20% of their budget on transportation services. Rural municipalities spend the greatest percentage of their budget on transportation services.
- 61% (117) of all municipalities spend more than 20% of their budget on local government administration.
- 70% of all municipalities increased municipal taxes by 2% or more.

Municipalities spent over \$807 million on capital projects, including \$466 million on water and sewer, and road and bridge projects. The total value of municipalities’ net tangible capital assets as at December 31, 2014 is \$8.45 billion.

“2014 Statistical Information for Municipalities in the Province of Manitoba” provides municipalities with information to support program review and serves as a reference for municipal officials exploring opportunities to enhance effectiveness and efficiency. Future versions of this publication will reflect the financial information and statistics of amalgamated municipalities effective January 1, 2015.

Indigenous and Municipal Relations
Provincial-Municipal Support Services

AVANT-PROPOS

Le document 2014 – Information statistique – Municipalités de la province du Manitoba contient des points saillants et de l’information statistique compilée à partir des états financiers consolidés et vérifiés des municipalités du Manitoba. Les états financiers des municipalités du Manitoba sont conformes aux normes d’information financière du Conseil sur la comptabilité dans le secteur public. Les états financiers sont consolidés pour inclure chaque municipalité et les organismes qu’elle possède ou qu’elle dirige, fournissant un tableau détaillé de la situation financière de la municipalité.

Le résumé met en évidence des renseignements municipaux clés, notamment les dépenses en services, en tant que pourcentage des dépenses totales, ainsi que la composition des immobilisations corporelles. La partie consacrée aux données statistiques financières regroupe les municipalités par type et par taille de population, afin de faciliter les comparaisons entre les municipalités similaires. Une ventilation détaillée des données consolidées concernant les recettes, les dépenses et les services publics, et d’autres données comme l’évaluation foncière, les immobilisations, et les fonds fiduciaires et fonds de réserve est fournie.

Un total de 31 municipalités n’avaient pas fourni leurs états financiers de 2014 au moment de la publication du présent document. La présente publication utilise les données de 2013 pour 27 de ces municipalités. Quatre municipalités pour lesquelles il n’existe pas de données pour 2013 sont exclues. La liste de ces municipalités figure à la page suivante.

En ce qui concerne les données consolidées des municipalités dont les états financiers sont disponibles:

- le total des soldes de fonds de réserve et d’excédent accumulé s’élève à 8,97 milliards de dollars, dont 94 % sont détenus sous forme d’immobilisations corporelles;
- le total de la dette financière nette des municipalités s’élève à 295,0 millions de dollars; la dette financière nette mesure la différence entre le total des passifs financiers des municipalités (2,06 milliards de dollars) et le total de leurs actifs financiers (1,77 milliard de dollars);
- les municipalités détenaient un total de 824 millions de dollars en espèces et en placements temporaires à la fin de 2014.
- Au total, le passif à long terme des municipalités s’élevait à 1,23 milliard de dollars en 2014;
- les frais de dette publique, exprimés en pourcentage des recettes, s’élevaient globalement à 3 %.

Parmi les tendances clés concernant les budgets et les dépenses des municipalités, sur une base non consolidée, notons que :

- 69 % des municipalités ont augmenté leurs budgets de 2014 de 2 % ou plus, ce qui est supérieur au taux de croissance économique.
- 90 % de toutes les municipalités (178) dépensent plus de 20 % de leur budget en services de transport. Les municipalités rurales dépensent le pourcentage le plus élevé de leur budget en services de transport.
- 61 % de toutes les municipalités (117) dépensent plus de 20 % de leur budget en administration publique locale.
- 70 % de toutes les municipalités ont augmenté les taxes et les impôts municipaux de 2 % ou plus.

Les municipalités ont dépensé plus de 807 millions de dollars en projets d’immobilisations, y compris 466 millions de dollars pour des projets visant les installations d’eau et d’égout, ainsi que les routes et les ponts. Au 31 décembre 2014, la valeur totale des actifs corporels nets des municipalités était de 8,45 milliards de dollars.

Le rapport 2014 – Information statistique – Municipalités de la province du Manitoba offre aux municipalités des renseignements utiles pour l’examen de leurs programmes et constitue une référence pour les responsables municipaux cherchant de nouveaux moyens d’améliorer efficacité et efficience. Les prochaines versions de cette publication présenteront des renseignements financiers et des statistiques pour les municipalités fusionnées à partir du 1er janvier 2015.

Relations avec les Autochtones et les municipalités Manitoba
Division du soutien provincial-municipal

Financial statistics for the following 4 municipalities have been **excluded** for 2014. Audited financial statements for 2013 and 2014 were not available at the time of publication:

1. Elkhorn, Village
2. Kelsey, RM
3. Pinawa, LGD
4. Powerview – Pine Falls, Town

Financial statistics for the following 27 municipalities **reflect data for 2013**. Audited financial statements for 2014 were not available at the time of publication:

1. Armstrong, RM
2. Bifrost, RM
3. Cameron, RM
4. De Salaberry, RM
5. Fisher, RM
6. Gilbert Plains, RM
7. Gilbert Plains, Town
8. Gillam, Town
9. Glenwood, RM
10. Gretna, Town
11. Hartney, Town
12. Hillsburg, RM
13. Lynn Lake, Town
14. Notre-Dame-De-Lourdes, Village
15. Park, RM
16. Plum Coulee, Town
17. Reynolds, RM
18. Rhineland, RM
19. Riverton, Village
20. Roblin, Town
21. Rosburn, RM
22. Shell River, RM
23. Siglunes, RM
24. Souris, Town
25. Strathclair, RM
26. Virden, Town
27. Wallace, RM

TABLE OF CONTENTS

A. Executive Summary

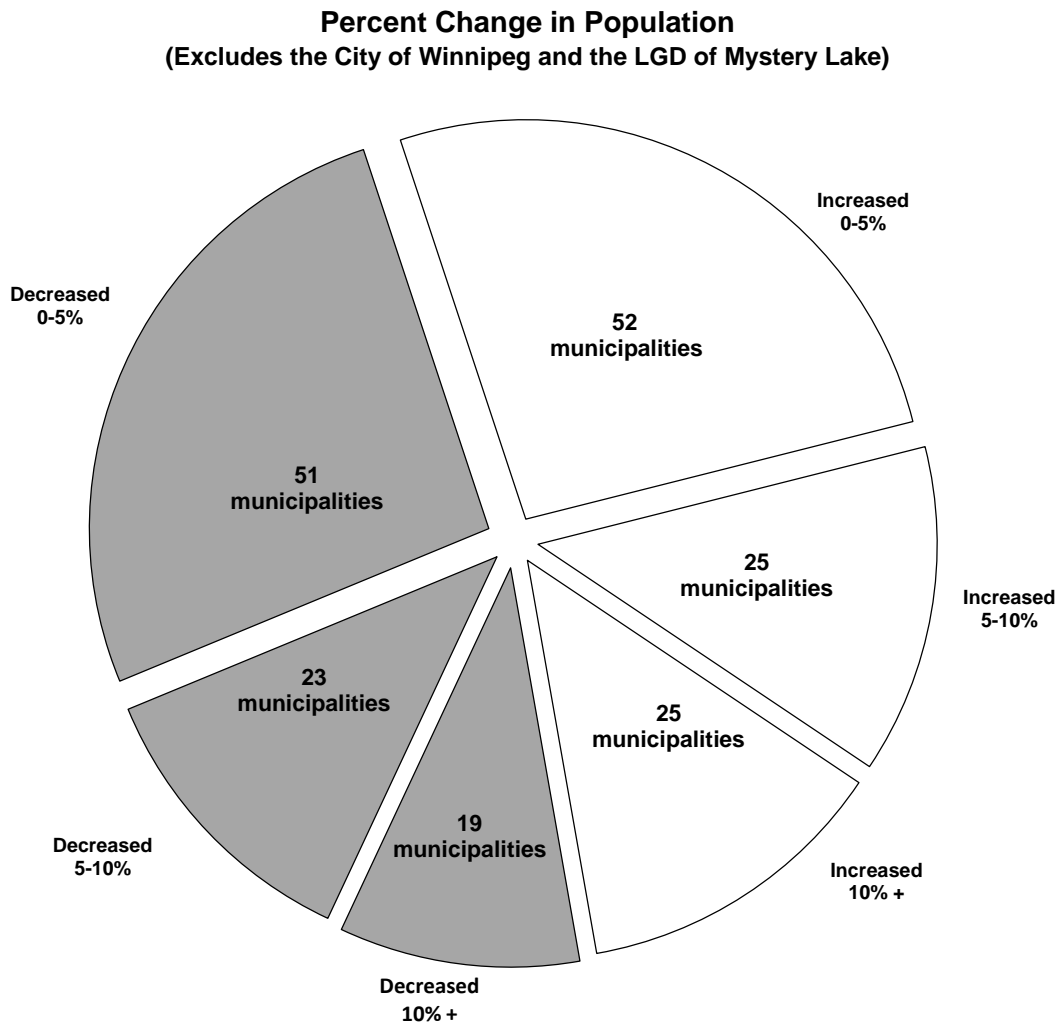
1. Changes in Municipal Population (2006 – 2011)	6
2. Number of Residents Represented by Municipal Council	7
3. 2014 - 2013 Budgeted Municipal Expenditures and Municipal Property Tax Changes	8
4. 2014 Consolidated Municipal Expenditures by Major Service	9 – 11
5. Municipal Expenditures on General Government Services	12
6. 2014 Consolidated Municipal Revenue by Major Source	13 – 15
7. Total Taxable Assessment	16
8. Total Municipal Taxes Levied (Excluding Education).....	16
9. 2014 Composition of Consolidated Tangible Capital Assets by Municipal Type	17
10. Comparative Tangible Capital Asset Expenditures by Municipal Type	18

B. Financial Statistics

1. Population and Assessments	20 – 21
2. Consolidated Statement of Financial Position	22 – 25
3. Consolidated Statement of Operations	26 – 29
4. Consolidated Statement of Operations by Program	30 – 31
5. Consolidated Statement of Operations – Revenue	32 – 35
6. Consolidated Statement of Operations – Expenses	36 – 39
7. Consolidated Details and Reconciliation to Core Government Results	40 – 41
8. Consolidated Statement of Cash Flows	42 – 43
9. General Operating Fund Expenses – Municipality Only	44 – 47
10. Financial Position of Utilities	48 – 51
11. Utility Operations – Revenue and Expenses	52 – 55
12. Analysis of Funded Reserves	56 – 59
13. Trust Funds	60 – 63
14. Tangible Capital Assets – Consolidated – Net Book Value	64 – 65

EXECUTIVE SUMMARY

CHANGES IN MUNICIPAL POPULATION Population Change over 5 Years - 2006 to 2011 Census



Population increased in 102 or 52% of municipalities

- 50 or 25% of municipalities increased more than 5%

Large municipalities (more than 5,000 residents) had the largest increases

- Of the 25 municipalities that increased more than 10%, 9 have more than 5,000 residents

Population decreased in 93 or 48% of municipalities

- 42 or 22% of municipalities decreased more than 5%, including 19 or 10% that decreased over 10%

Small municipalities (less than 1,000 residents) had the largest decreases

- Of the 19 municipalities that decreased more than 10%, 14 have less than 1,000 residents

Total Number of Municipalities with Changes in Population Ranging from Decreases Greater than 10% to Increases Greater than 10%

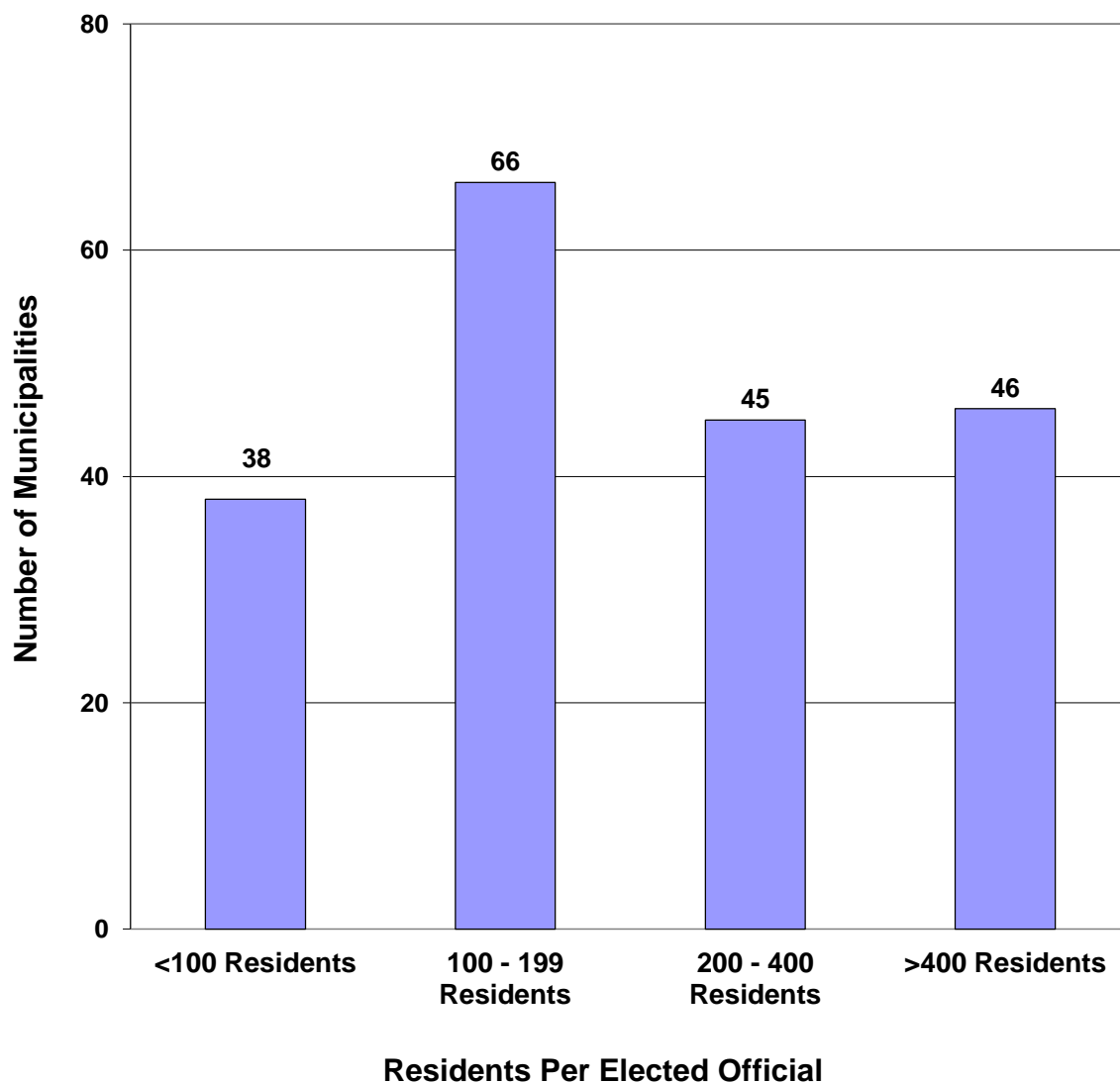
Municipalities	Total #	Pop. Decrease			Pop. Increase		
		10%+	5-10%	0-5%	0-5%	5-10%	10%+
Rural (all RM's)	116	14	20	39	23	8	12
Urban (Villages / Towns / Cities)	79	5	3	12	29	17	13
Total	195	19	23	51	52	25	25
% of Total	100%	10%	12%	26%	26%	13%	13%

Excluding the LGD of Mystery Lake and the City of Winnipeg

NUMBER OF RESIDENTS REPRESENTED BY MUNICIPAL COUNCIL

Residents Per Elected Official - 2014

(Excludes the City of Winnipeg and the LGD of Mystery Lake)



104 or 53% of municipalities have less than 200 residents per elected official

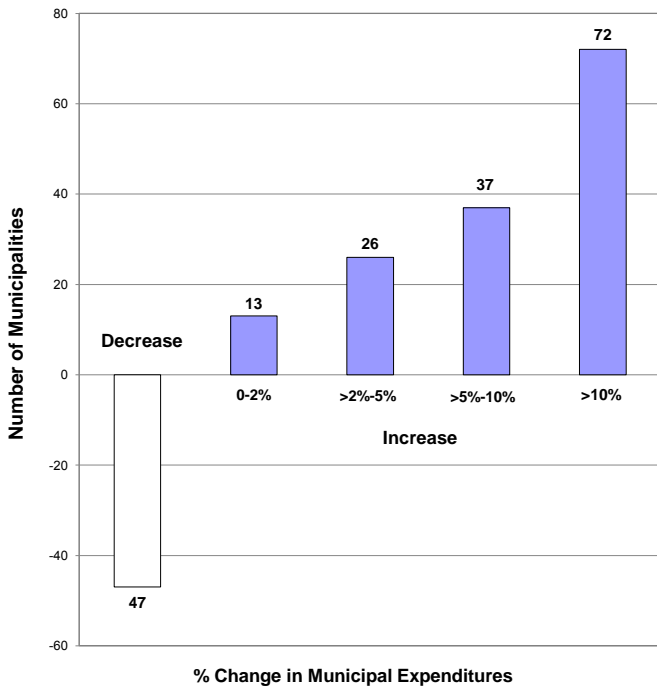
Of the 104 municipalities, 38 or 19% have less than 100 residents per elected official

Total Number of Municipalities Where the Number of Residents Per Elected Official Ranges from Less than 100 to More than 400 Residents

Municipalities	Total #	<100	100 - 199	200 - 400	>400
Rural (all RM's)	116	21	40	27	28
Urban (Villages / Towns / Cities)	79	17	26	18	18
Total	195	38	66	45	46
% of Total	100%	19%	34%	23%	24%

COMPARISON OF 2014 TO 2013 BUDGETED MUNICIPAL EXPENDITURES
(Includes Expenditures by the Municipality Only)

Change in Budgeted Municipal Expenditures
Number of Municipalities
(Excludes the City of Winnipeg and the LGD of Mystery Lake)



2014 municipal budgets increased over 2013 in 148 or 76% of municipalities:

- 13 or 7% of municipalities had increased expenditures less than 2%
- 63 or 32% of municipalities had increased expenditures between 2% and 10%
- 72 or 37% of municipalities had increased expenditures more than 10%

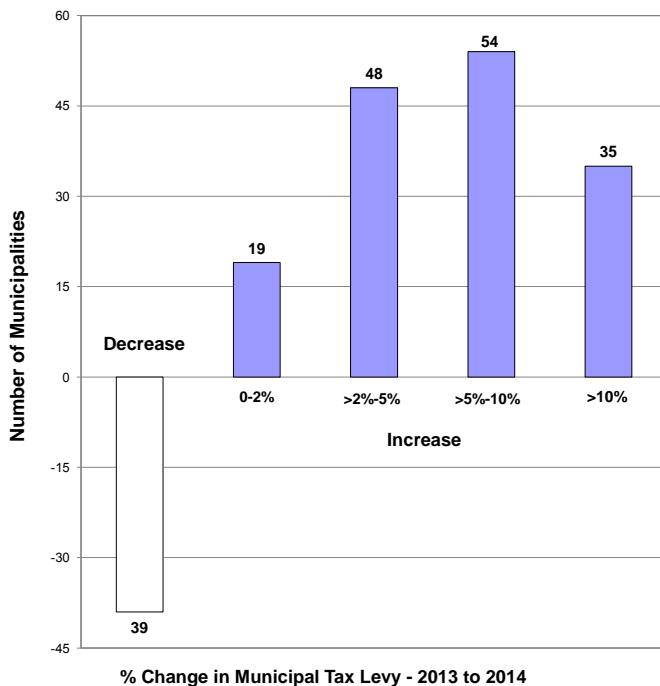
2014 municipal budgets decreased over 2013 in 47 or 24% of municipalities

Municipalities	Total #	Increase				
		Decrease	0 - 2%	>2% - 5%	>5%-10%	10%+
Rural (all RMs)	116	23	9	15	22	47
Urban (Villages / Towns / Cities)	79	24	4	11	15	25
Total	195	47	13	26	37	72
% of Total	100	24%	7%	13%	19%	37%

MUNICIPAL PROPERTY TAX CHANGES 2014-2013

Percentage Change in Municipal Taxes
Number of Municipalities

(Excludes the City of Winnipeg and the LGD of Mystery Lake)



2014 Municipal Taxes increased in 156 of 195 or 80% of municipalities:

- 19 or 10% of municipalities had Municipal Tax increases of less than 2%
- 102 or 52% of municipalities had Municipal Tax increases between 2% and 10%
- 35 or 18% of municipalities had Municipal Tax increases over 10%

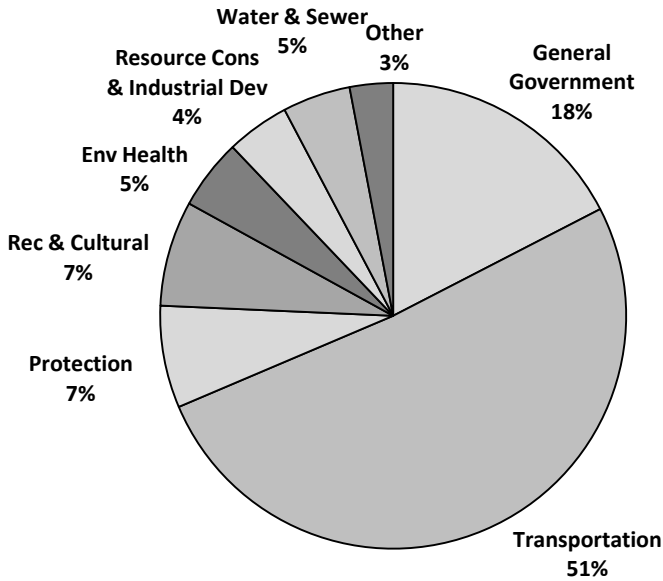
39 or 20% of municipalities had Municipal Tax decreases

Municipalities	Total #	Increase				
		Decrease	0 - 2%	>2% - 5%	>5%-10%	10%+
Rural (all RMs)	113	23	11	22	37	20
Urban (Villages / Towns / Cities)	82	16	8	26	17	15
Total	195	39	19	48	54	35
% of Total	100	20%	10%	24%	28%	18%

2014 CONSOLIDATED MUNICIPAL EXPENDITURES BY MAJOR SERVICE

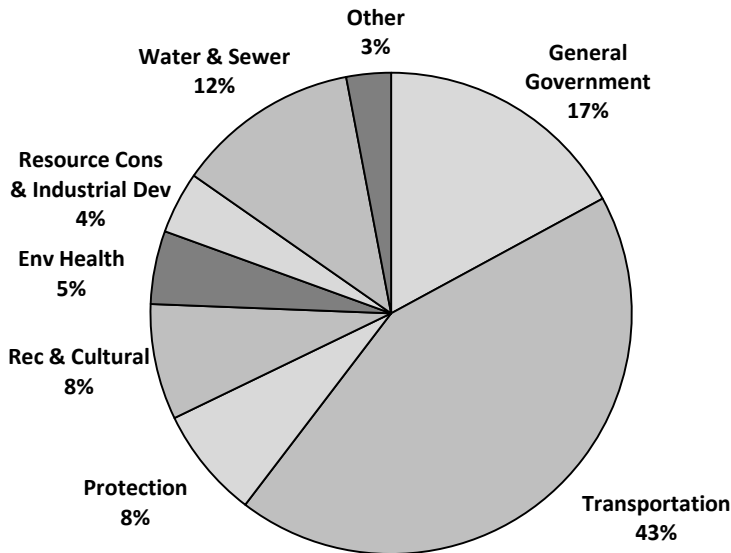
(Includes Expenditures by the Municipality and its Owned or Controlled Organizations)

Rural Municipalities Populations under 1,000



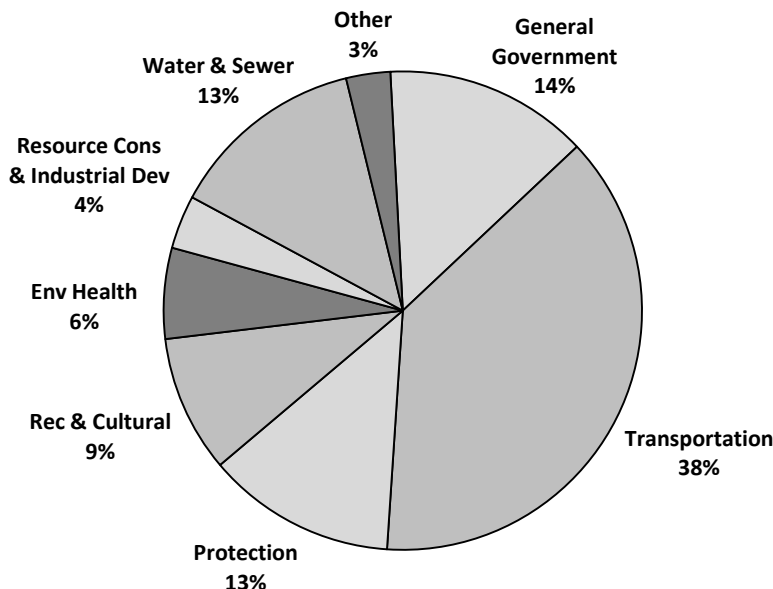
Service	Per Capita (\$)
General Government	482
Transportation	1,416
Protection	196
Recreation and Cultural	202
Environmental Health	135
Resource Conservation & Industrial Development	121
Water and Sewer	131
Other	83
Total	2,766

Rural Municipalities Populations 1,000 - 5,000



Service	Per Capita (\$)
General Government	261
Transportation	661
Protection	114
Recreation and Cultural	119
Environmental Health	75
Resource Conservation & Industrial Development	64
Water and Sewer	188
Other	46
Total	1,528

Rural Municipalities Populations over 5,000



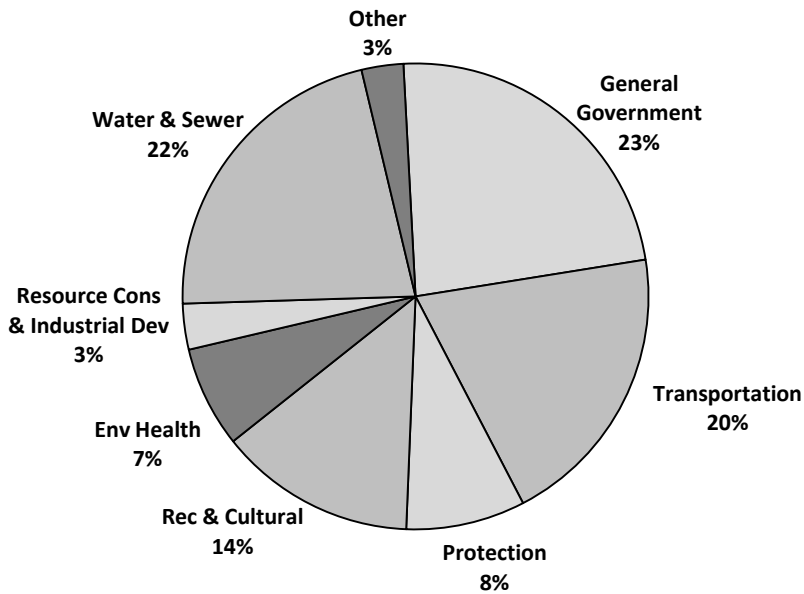
Service	Per Capita (\$)
General Government	160
Transportation	441
Protection	148
Recreation and Cultural	107
Environmental Health	71
Resource Conservation & Industrial Development	42
Water and Sewer	154
Other	35
Total	1,158

Note: Reflects expenditures for 193 of 197 municipalities where 2014 or 2013 audited financial information is available

2014 CONSOLIDATED MUNICIPAL EXPENDITURES BY MAJOR SERVICE

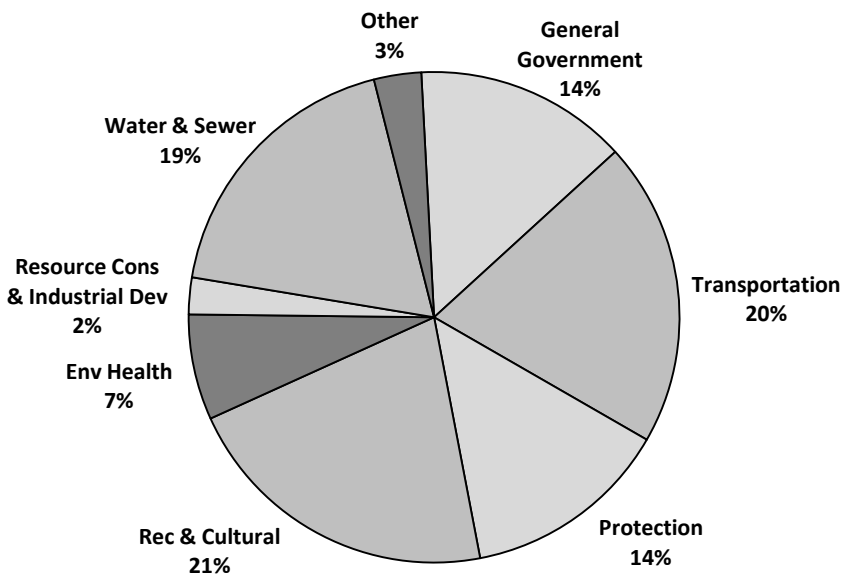
(Includes Expenditures by the Municipality and its Owned or Controlled Organizations)

**Urban Municipalities
Populations under 1,000**



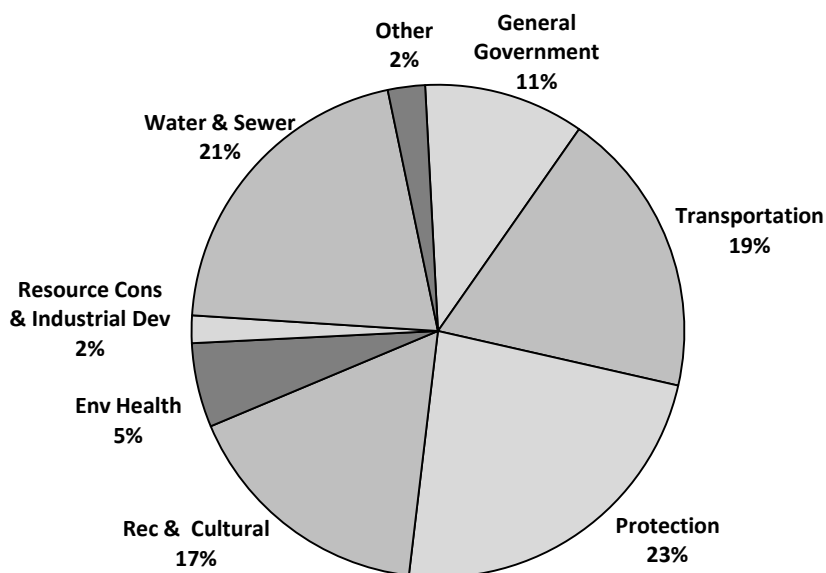
Service	Per Capita (\$)
General Government	540
Transportation	461
Protection	192
Recreation and Cultural	317
Environmental Health	162
Resource Conservation & Industrial Development	74
Water and Sewer	504
Other	67
Total	2,317

**Urban Municipalities
Populations 1,000 -5,000**



Service	Per Capita (\$)
General Government	258
Transportation	368
Protection	251
Recreation and Cultural	390
Environmental Health	128
Resource Conservation & Industrial Development	44
Water and Sewer	338
Other	57
Total	1,834

**Urban Municipalities
Populations over 5,000**

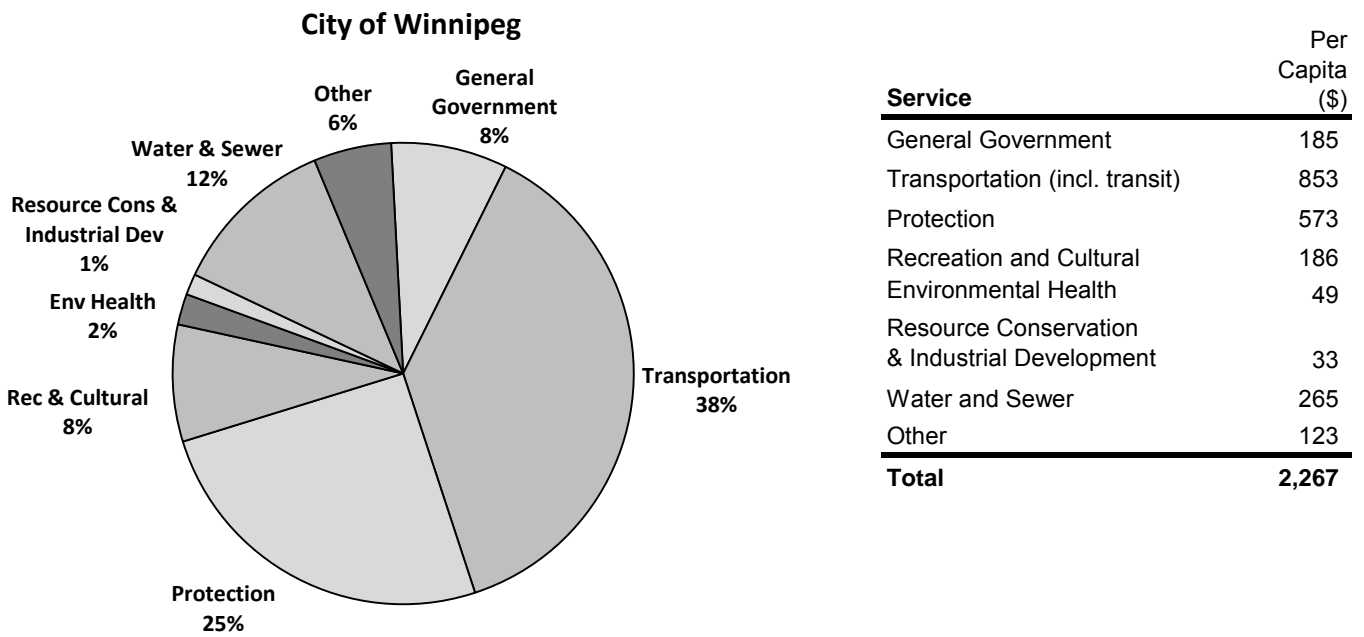


Service	Per Capita (\$)
General Government	213
Transportation	380
Protection	471
Recreation and Cultural	339
Environmental Health	112
Resource Conservation & Industrial Development	36
Water and Sewer	418
Other	49
Total	2,018

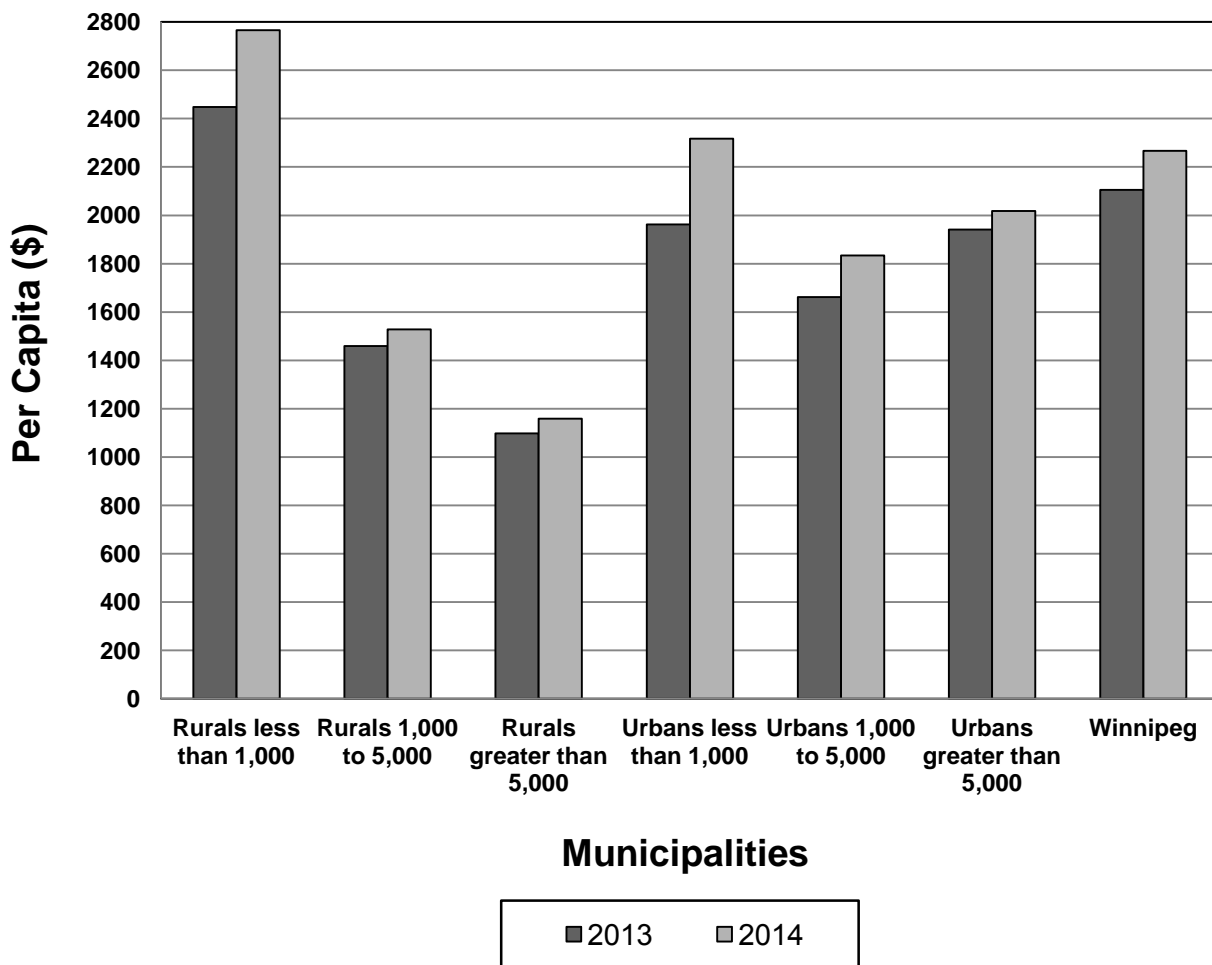
Note: Reflects expenditures for 193 of 197 municipalities where 2014 or 2013 audited financial information is available

2014 CONSOLIDATED MUNICIPAL EXPENDITURES BY MAJOR SERVICE

(Includes Expenditures by the Municipality and its Owned or Controlled Organizations)



Comparative Total Expenditure Per Capita (\$)

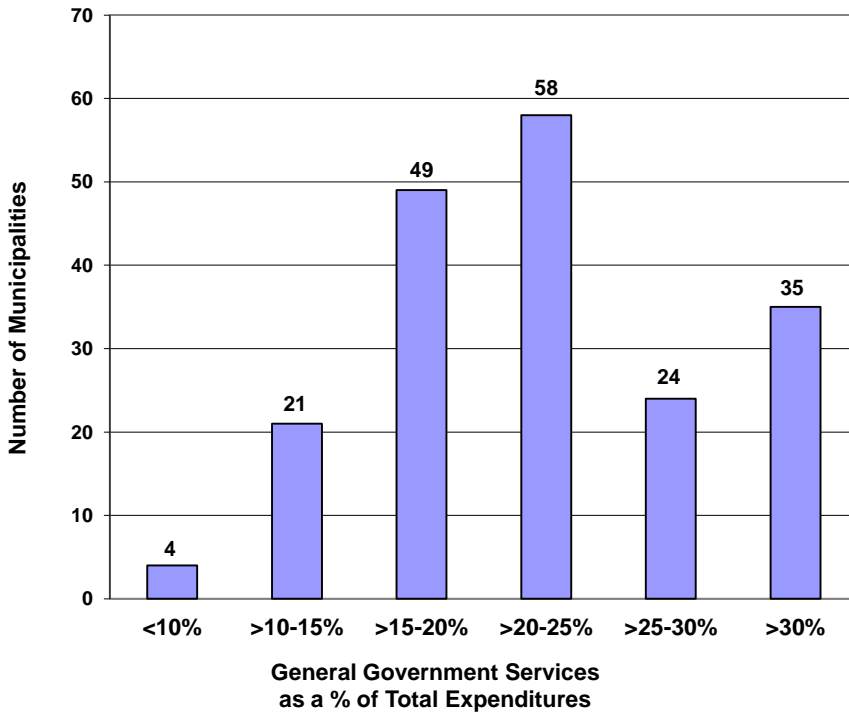


Note: Reflects expenditures for 193 of 197 municipalities where 2014 or 2013 audited financial information is available

MUNICIPAL EXPENDITURES ON GENERAL GOVERNMENT SERVICES

(Includes Expenditures by the Municipality Only)

General Government Services as a Percent of Total Expenditures - 2014
(Excludes the City of Winnipeg and the LGD of Mystery Lake)



Administrative costs comprise a large share of total expenditures in many municipalities.

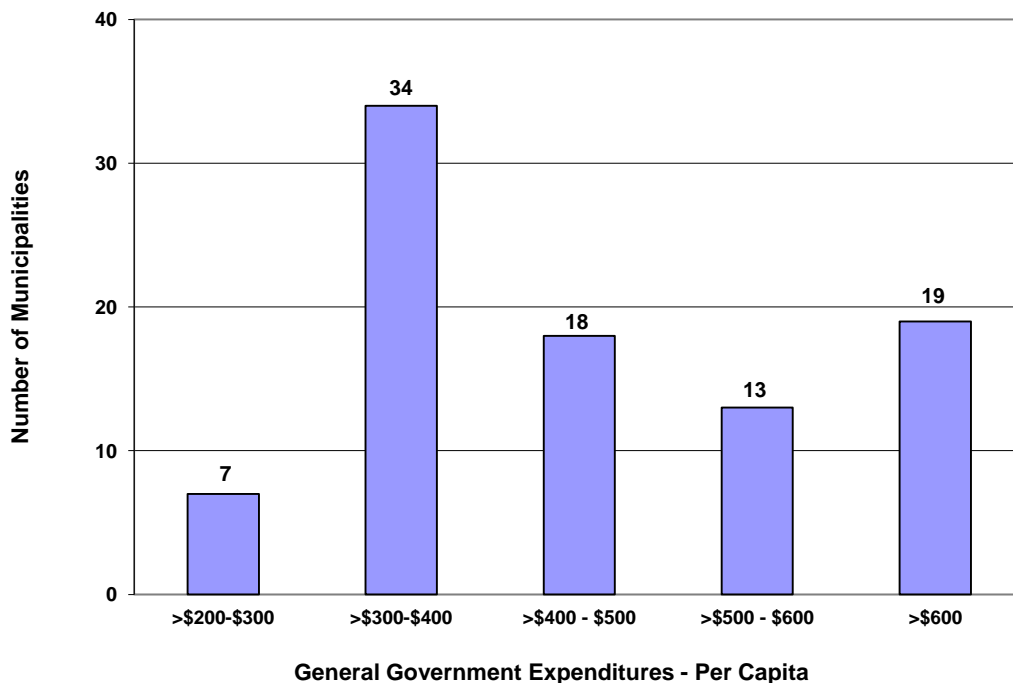
- 59 or 31% of 191 municipalities spend more than 25% of their budget on administration.
- 35 or 18% of municipalities spend more than 30% of their budget on administration.

Total Number of Municipalities with General Government Expenditures
(Ranging from Less than 10% to More than 30% of Total Expenditures)

Municipalities	Total #	General Government Services as a % of Total Expenditures					
		<10%	>10-15%	>15-20%	>20-25%	>25-30%	>30%
Rural (all RM's)	115	3	11	35	39	18	9
Urban (Villages / Towns / Cities)	76	1	10	14	19	6	26
Total	191	4	21	49	58	24	35
% of Total	100%	2%	11%	26%	30%	13%	18%

General Government Expenditures Per Capita

(Excludes the LGD of Mystery Lake and the City of Winnipeg)

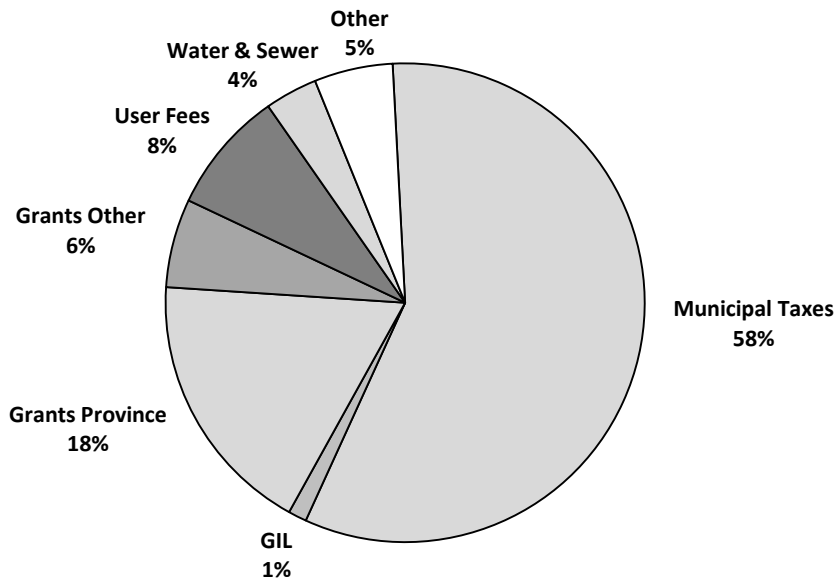


Note: Reflects expenditures for 191 of 195 municipalities where 2014 or 2013 audited financial information is available

2014 CONSOLIDATED MUNICIPAL REVENUE BY MAJOR SOURCE

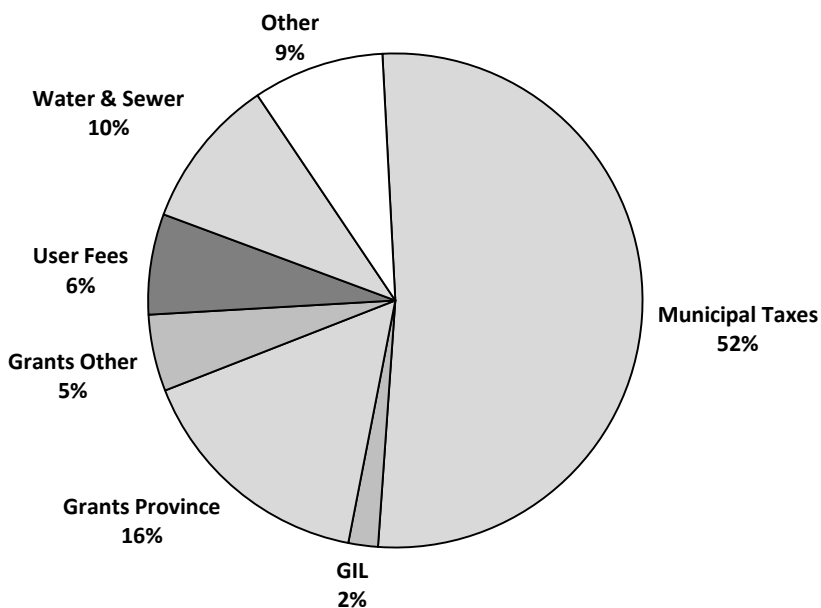
(Includes Revenues of the Municipality and its Owned or Controlled Organizations)

Rural Municipalities Populations under 1,000



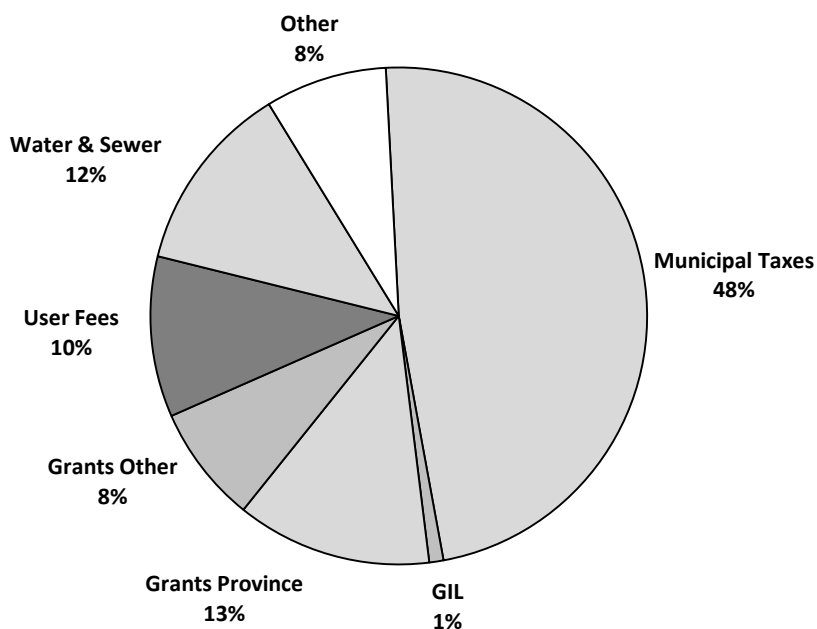
Source	Per Capita (\$)
Municipal Taxes	1,776
Grant in Lieu of Taxes	38
Grants Province	554
Grants Other	184
User Fees	255
Water & Sewer	109
Other (incl. business taxes)	163
Total	3,079

Rural Municipalities Populations 1,000 - 5,000



Source	Per Capita (\$)
Municipal Taxes	961
Grant in Lieu of Taxes	36
Grants Province	296
Grants Other	93
User Fees	122
Water & Sewer	184
Other (incl. business taxes)	159
Total	1,851

Rural Municipalities Populations over 5,000



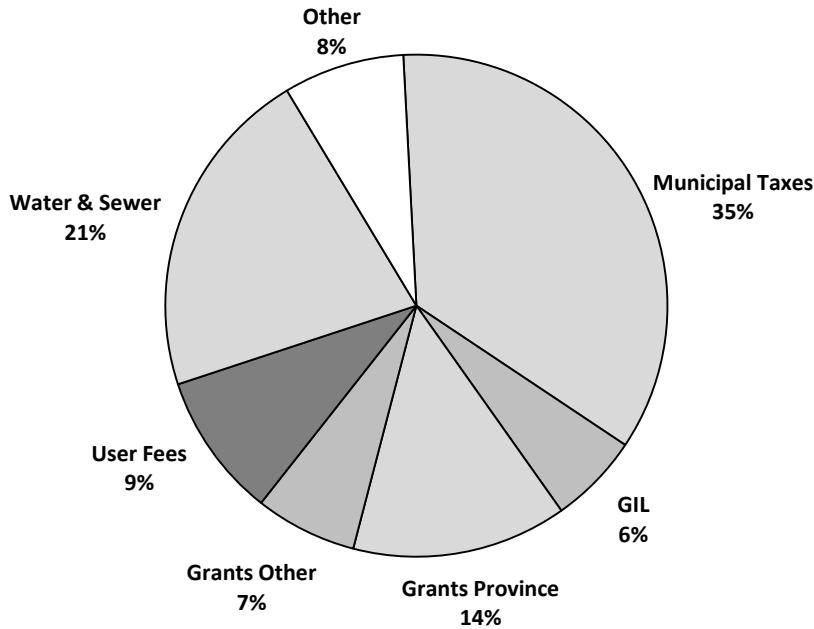
Source	Per Capita (\$)
Municipal Taxes	720
Grant in Lieu of Taxes	14
Grants Province	191
Grants Other	115
User Fees	157
Water & Sewer	186
Other (incl. business taxes)	119
Total	1,502

Note: Reflects revenue for 193 of 197 municipalities where 2014 or 2013 audited financial information is available

2014 CONSOLIDATED MUNICIPAL REVENUE BY MAJOR SOURCE

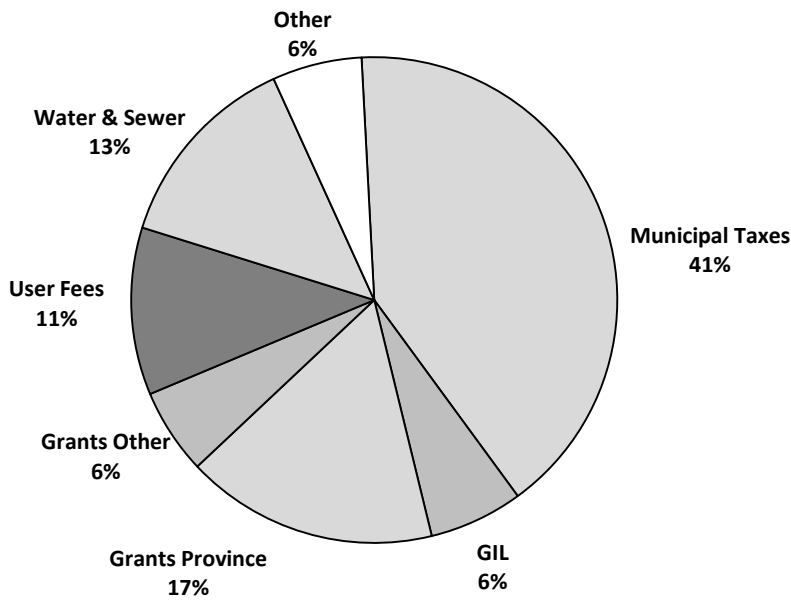
(Includes Revenues of the Municipality and its Owned or Controlled Organizations)

**Urban Municipalities
Populations under 1,000**



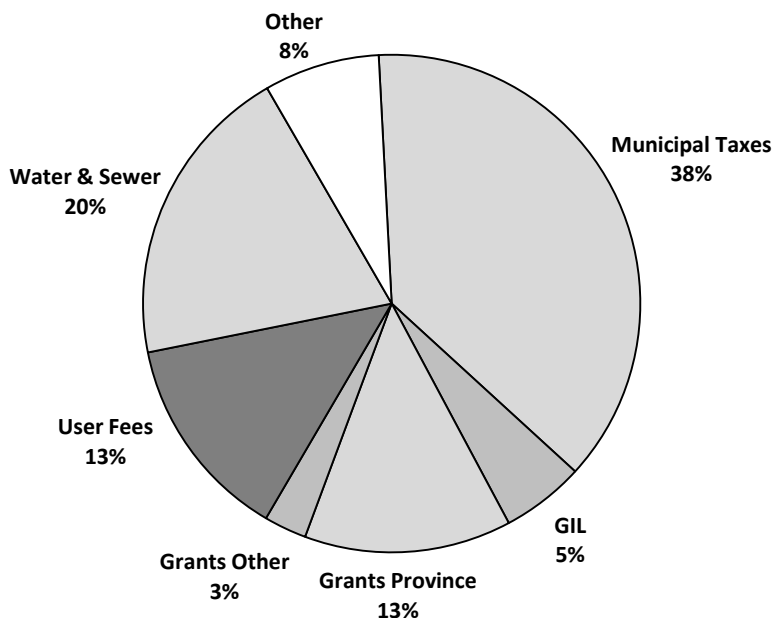
Source	Per Capita (\$)
Municipal Taxes	902
Grant in Lieu of Taxes	150
Grants Province	355
Grants Other	168
User Fees	239
Water & Sewer	550
Other (incl. business taxes)	200
Total	2,564

**Urban Municipalities
Populations 1,000 - 5,000**



Source	Per Capita (\$)
Municipal Taxes	869
Grant in Lieu of Taxes	133
Grants Province	358
Grants Other	121
User Fees	237
Water & Sewer	285
Other (incl. business taxes)	127
Total	2,130

**Urban Municipalities
Populations over 5,000**

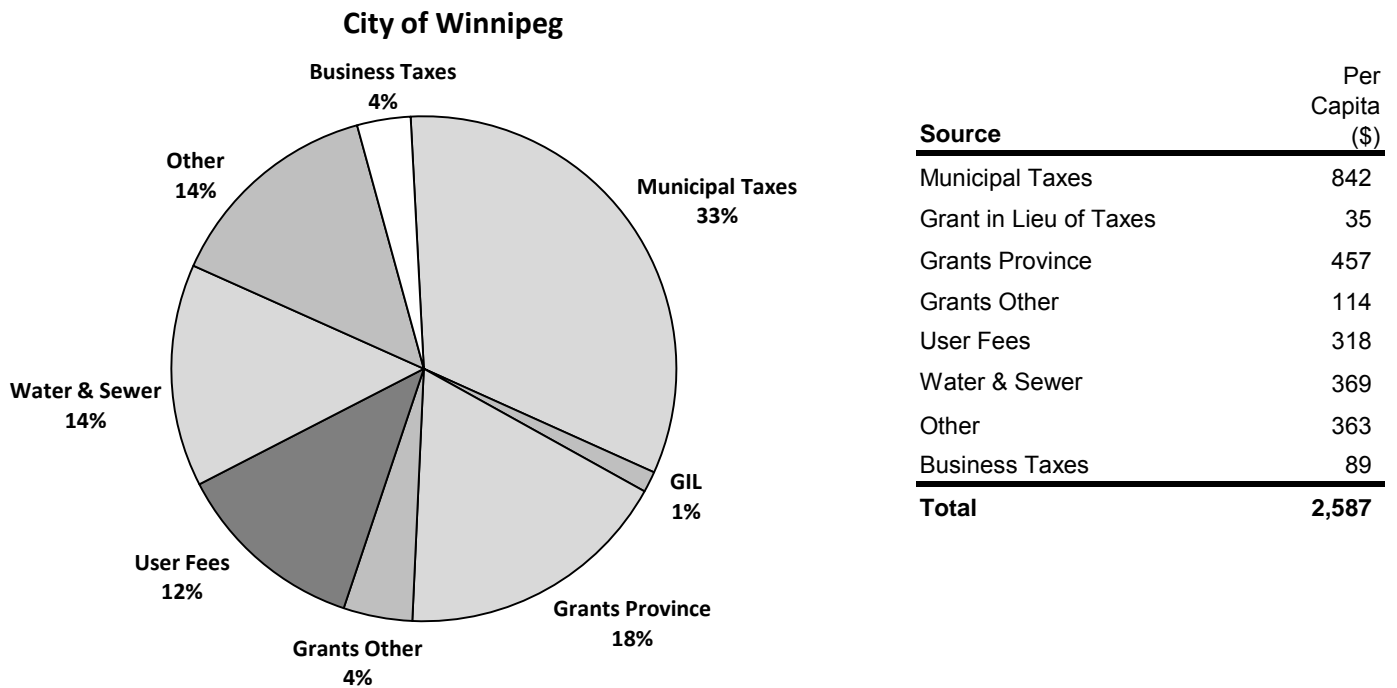


Source	Per Capita (\$)
Municipal Taxes	857
Grant in Lieu of Taxes	123
Grants Province	307
Grants Other	63
User Fees	306
Water & Sewer	451
Other (incl. business taxes)	171
Total	2,278

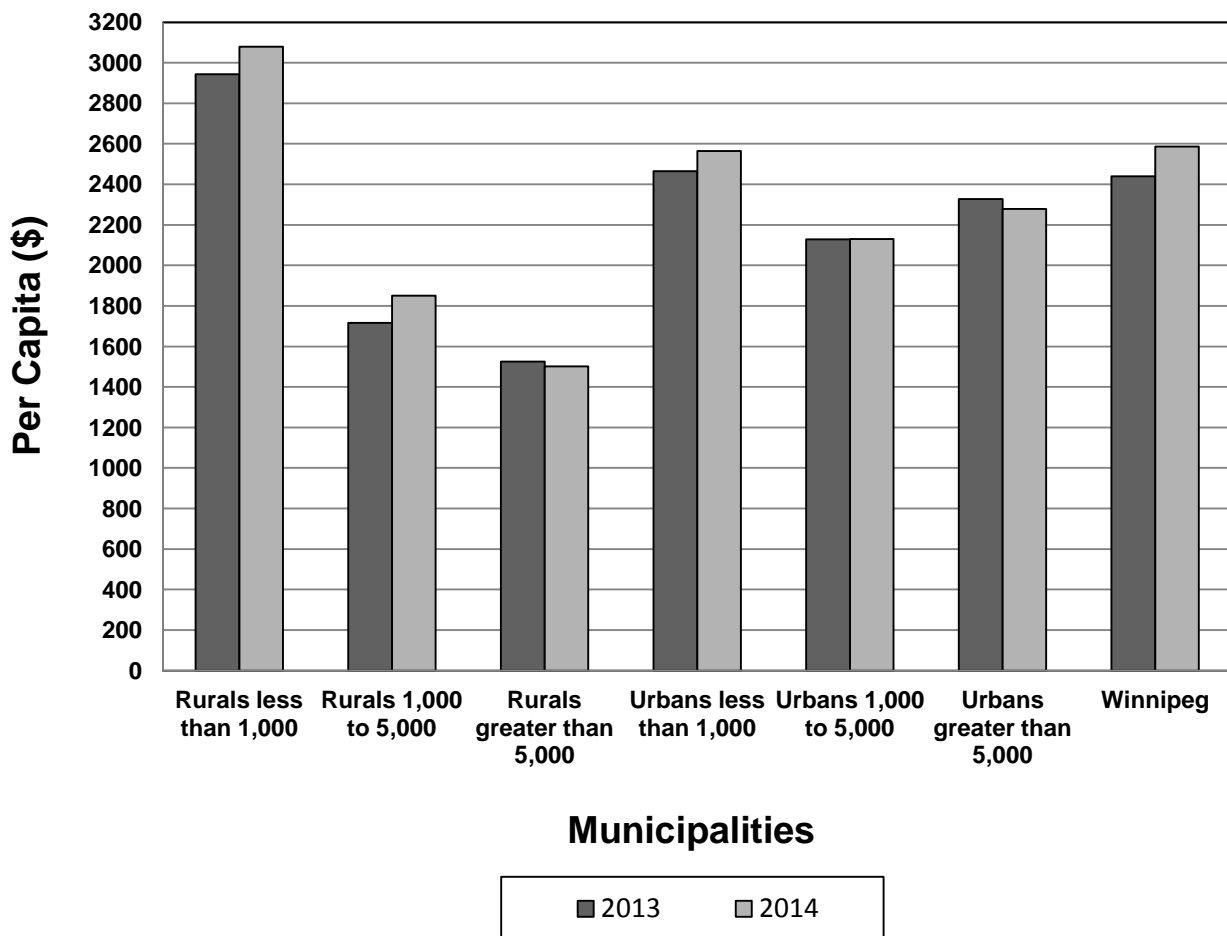
Note: Reflects revenue for 193 of 197 municipalities where 2014 or 2013 audited financial information is available

2014 CONSOLIDATED MUNICIPAL REVENUE BY MAJOR SOURCE

(Includes Revenues of the Municipality and its Owned or Controlled Organizations)



Comparative Total Revenue Per Capita (\$)



Note: Relects revenue for 193 of 197 municipalities where 2014 or 2013 audited financial information is available

TOTAL TAXABLE ASSESSMENT

	2013	2014	INCREASE (DECREASE)	
			\$	%
Rural Municipalities:				
Populations under 1,000	2,407,999,960	2,978,506,870	570,506,910	23.7
Populations 1,000 - 5,000	6,589,273,850	7,656,915,580	1,067,641,730	16.2
Populations over 5,000	6,160,298,010	7,011,617,150	851,319,140	13.8
Urban Municipalities:				
Populations under 1,000	546,915,990	631,857,110	84,941,120	15.5
Populations 1,000 - 5,000	1,941,435,490	2,197,888,190	256,452,700	13.2
Populations over 5,000	5,098,191,850	5,735,374,360	637,182,510	12.5
Total Rural and Urban Municipalities	22,744,115,150	26,212,159,260	3,468,044,110	15.2
City of Winnipeg	31,713,236,193	36,252,573,957	4,539,337,764	14.3
TOTAL	54,457,351,343	62,464,733,217	8,007,381,874	14.7

* Reflects total taxable assessment for all 197 municipalities. Excludes Business Assessment.
2014 was a Reassessment year. All property values were updated to reflect April 1, 2012 market values.

TOTAL MUNICIPAL TAXES LEVIED (EXCLUDING EDUCATION)

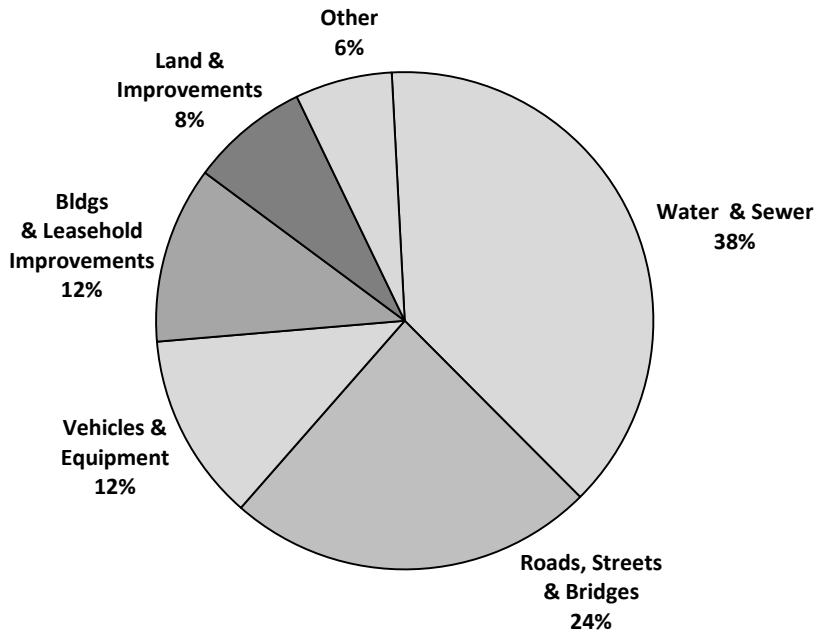
	2013	2014	INCREASE (DECREASE)	
			\$	%
Rural Municipalities:				
Populations under 1,000	51,297,961	54,501,605	3,203,644	6.2
Populations 1,000 - 5,000	104,232,095	109,388,902	5,156,807	4.9
Populations over 5,000	75,810,730	79,446,501	3,635,771	4.8
Urban Municipalities:				
Populations under 1,000	23,974,938	24,601,139	626,201	2.6
Populations 1,000 - 5,000	48,707,630	50,864,037	2,156,407	4.4
Populations over 5,000	110,010,296	115,305,940	5,295,644	4.8
Total Rural and Urban Municipalities	414,033,650	434,108,124	20,074,474	4.8
City of Winnipeg	546,248,068	577,689,209	31,441,141	5.8
TOTAL	960,281,718	1,011,797,333	51,515,615	5.4

*Reflects total municipal taxes levied for 196 municipalities. Excludes LGD of Mystery Lake.
Based on budgeted municipal taxes.

2014 COMPOSITION OF CONSOLIDATED TANGIBLE CAPITAL ASSETS BY MUNICIPAL TYPE

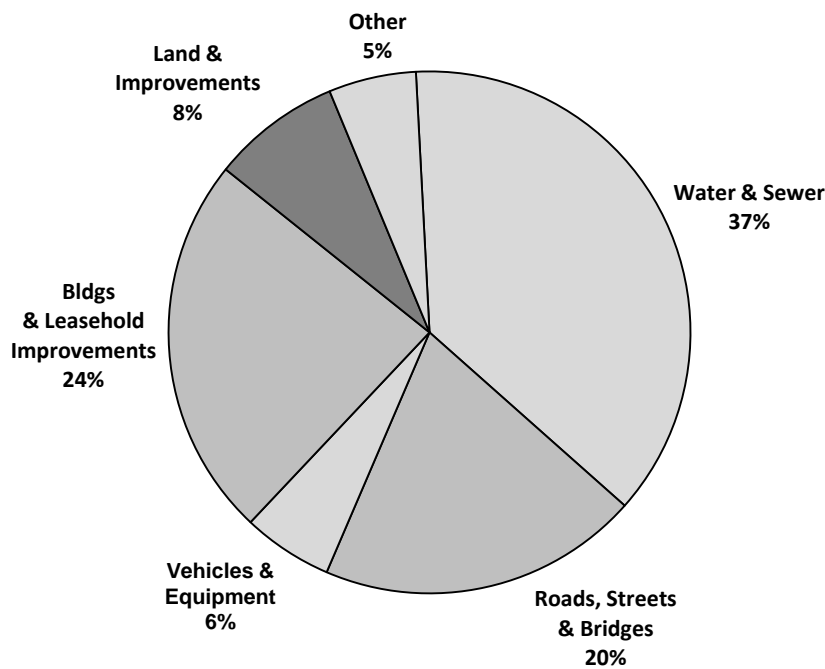
(Includes TCA of the Municipality and its Owned or Controlled Organizations)

Rural Municipalities



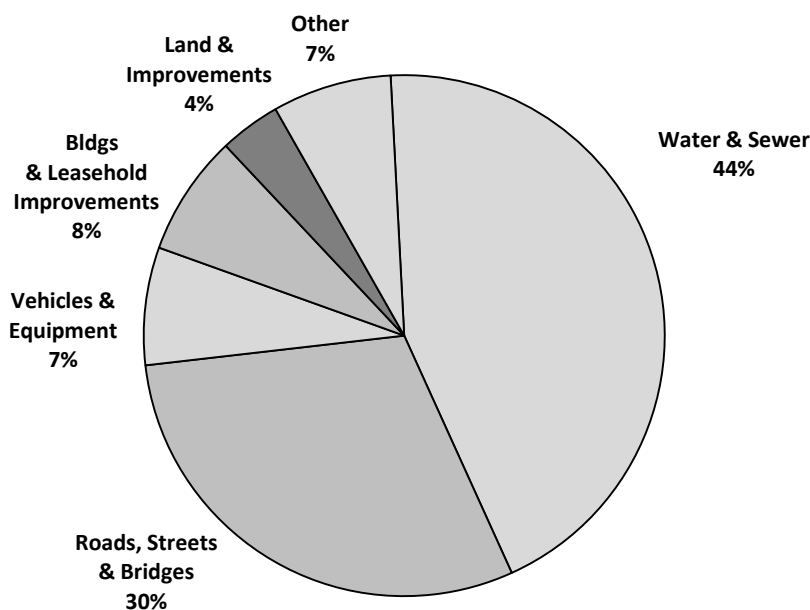
Tangible Capital Assets	Millions (\$)
Water & Sewer	440
Roads, Streets & Bridges	275
Vehicles & Equipment	140
Building & Leasehold Improvements	132
Land & Improvements	88
Other	72
Total	1,147

Urban Municipalities (Excluding Winnipeg)



Tangible Capital Assets	Millions (\$)
Water & Sewer	545
Roads, Streets & Bridges	290
Vehicles & Equipment	81
Building & Leasehold Improvements	346
Land & Improvements	117
Other	79
Total	1,458

City of Winnipeg

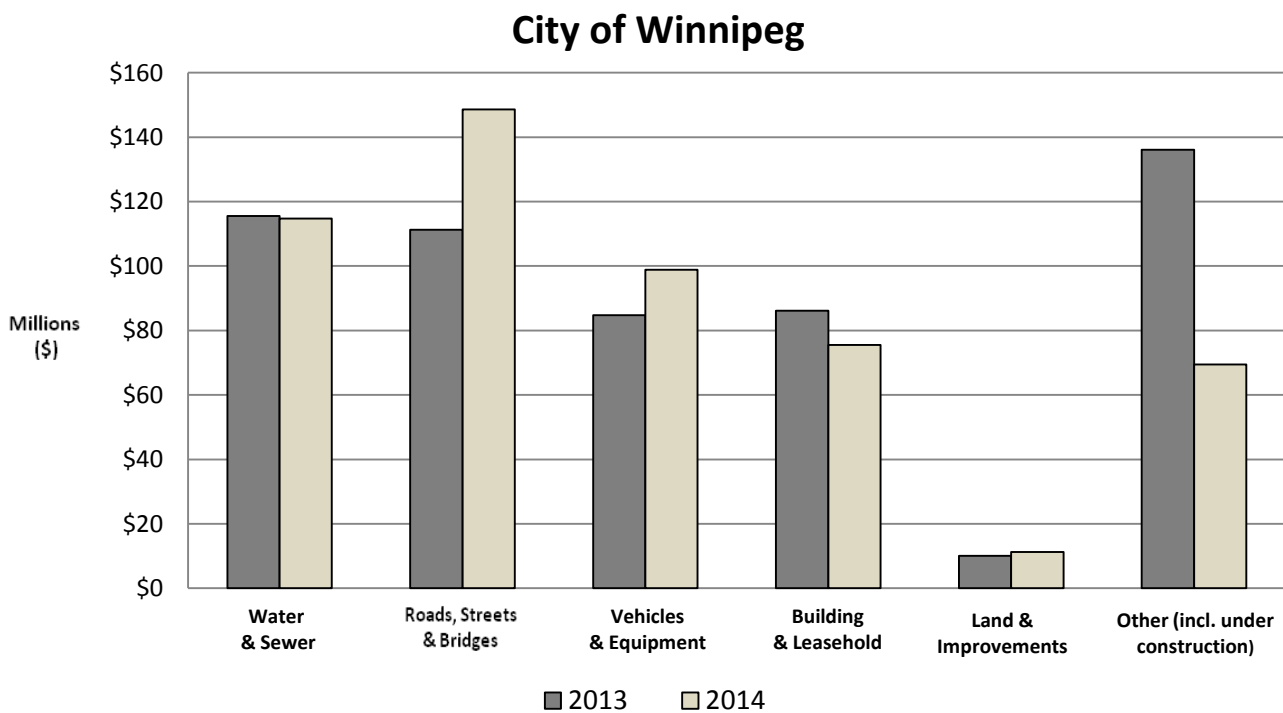
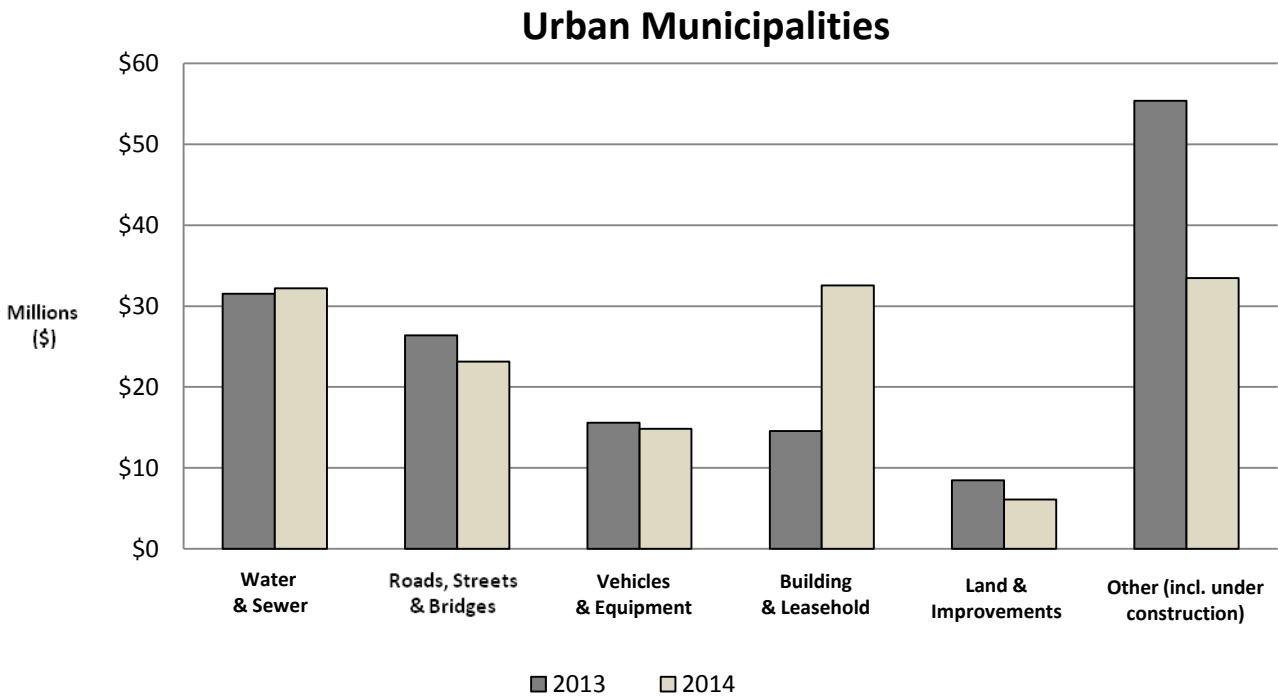
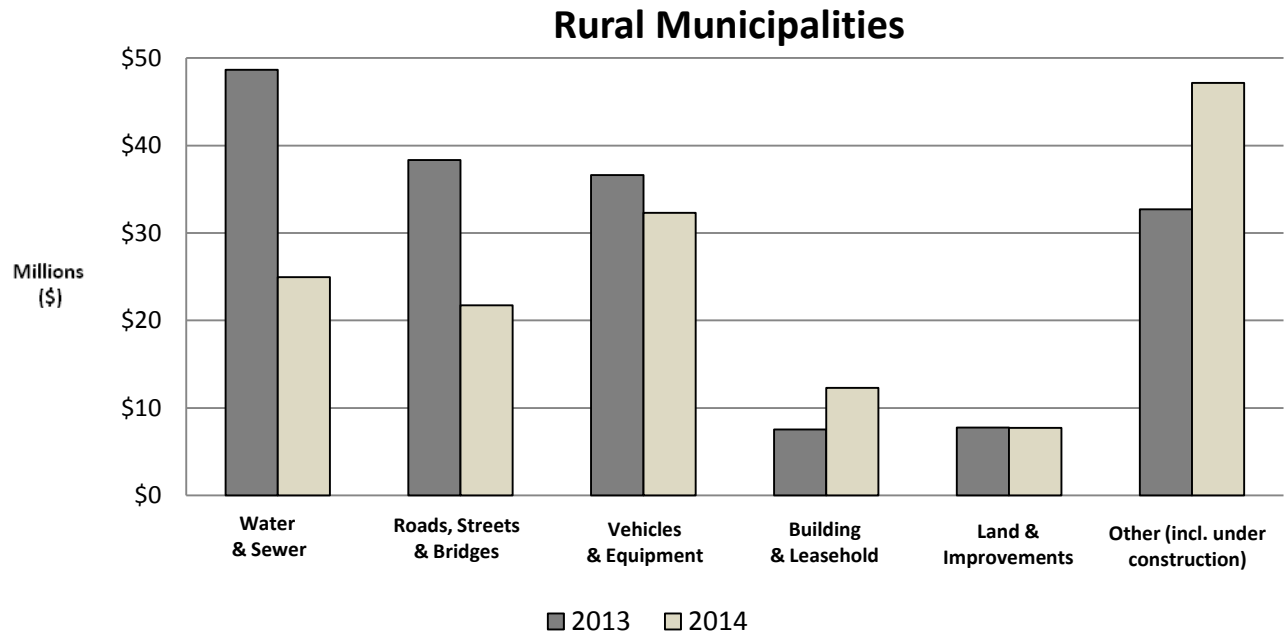


Tangible Capital Assets	Millions (\$)
Water & Sewer	2,575
Roads, Streets & Bridges	1,751
Vehicles & Equipment	427
Building & Leasehold Improvements	439
Land & Improvements	221
Other	432
Total	5,845

Note: Reflects TCA net book value for 193 of 197 municipalities where 2014 or 2013 audited financial information is available

COMPARATIVE TANGIBLE CAPITAL ASSET EXPENDITURES BY MUNICIPAL TYPE (\$)

(Includes Expenditures by the Municipality and its Owned or Controlled Organizations)



Note: Reflects TCA expenditures for 193 of 197 municipalities where 2014 or 2013 audited financial information is available

FINANCIAL STATISTICS

POPULATION AND ASSESSMENTS FOR THE YEAR 2014

#	Rural Municipalities	Type	Population 2011 Census ¹	Area ¹ (Square Kilometres)	Assessment						
					Land	Buildings	Personal Property	Subject to Grant	Total Taxable & Grant	Business	Exempt
Populations under 1,000											
1	Albert	RM	323	769.55	19,934,000	7,718,530	2,022,180	416,190	30,090,900	-	279,050
2	Archie	RM	325	577.68	13,747,720	36,566,640	9,861,990	1,319,760	61,496,110	-	348,950
3	Arthur	RM	413	765.77	34,395,600	17,572,040	41,763,500	604,750	94,335,890	-	320,940
4	Birtle	RM	632	849.13	29,779,770	12,569,790	4,626,740	571,670	47,547,970	-	384,320
5	Blanshard	RM	526	578.98	22,822,660	39,525,430	148,460	103,080	62,599,630	-	1,092,830
6	Brenda	RM	469	766.00	47,457,550	15,943,200	131,135,930	251,400	194,788,080	-	401,770
7	Cameron	RM	420	759.15	31,016,550	10,135,850	1,342,830	1,317,080	43,812,310	-	500,710
8	Clanwilliam	RM	414	350.78	17,064,980	16,325,960	-	598,170	33,989,110	-	625,260
9	Daly	RM	830	562.45	28,565,200	25,255,400	196,950	523,870	54,541,420	-	899,930
10	Edward	RM	574	769.14	22,539,530	11,447,450	63,826,240	273,640	98,086,860	-	1,305,190
11	Ellice	RM	392	572.74	10,589,500	11,749,330	1,588,590	4,272,580	28,200,000	-	187,700
12	Eriksdale	RM	846	784.76	8,360,840	15,276,020	-	1,352,840	24,989,700	-	2,705,130
13	Ethelbert	RM	354	1,134.50	8,584,620	5,755,340	-	1,871,750	16,211,710	-	4,342,860
14	Gilbert Plains	RM	812	1,049.14	41,490,040	21,929,000	224,000	2,225,420	65,868,460	-	709,630
15	Glenella	RM	522	497.14	11,922,120	6,624,820	-	379,950	18,926,890	-	1,070,150
16	Glenwood	RM	602	577.58	34,341,730	53,476,880	687,580	1,104,660	89,610,850	-	1,019,690
17	Grandview	RM	649	1,153.42	38,881,300	15,416,760	9,690	2,977,720	57,285,470	-	5,056,170
18	Hamiota	RM	420	572.38	22,780,180	44,657,690	538,330	101,440	68,077,640	527,100	68,610
19	Harrison	RM	864	476.73	21,068,840	24,518,100	-	554,330	46,141,370	-	1,319,760
20	Hillsburg	RM	426	656.76	10,928,240	7,809,750	-	870,910	19,608,900	-	1,100,250
21	Lakeview	RM	311	567.87	14,319,450	3,570,790	-	1,010,460	18,900,700	-	1,741,130
22	Langford	RM	767	561.95	31,702,580	29,279,140	96,530	1,358,400	62,436,650	-	1,048,180
23	Lansdowne	RM	723	766.29	23,438,110	14,561,230	-	348,040	38,347,380	-	880,600
24	Lawrence	RM	456	761.64	11,425,530	7,477,900	-	1,423,090	20,326,520	-	2,331,050
25	Louise	RM	913	932.67	75,722,240	16,674,020	-	341,930	92,738,190	-	1,202,780
26	McCreary	RM	476	522.69	14,230,000	9,183,740	-	667,810	24,081,550	-	437,190
27	Miniota	RM	871	832.75	23,491,280	67,769,890	381,490	875,260	92,517,920	-	1,882,060
28	Mintonas	RM	996	1,197.67	52,567,890	33,063,950	286,780	1,568,260	87,486,880	-	5,941,770
29	Minto	RM	644	363.65	19,124,340	18,058,880	4,880	197,770	37,385,870	-	543,350
30	Morton	RM	698	1,089.88	49,922,430	26,599,870	4,031,990	3,200,140	83,754,340	1,234,700	1,390,110
31	Mossey River	RM	539	1,123.06	12,227,010	8,339,010	-	2,566,540	23,132,560	-	1,265,910
32	Mystery Lake	LGD	10	3,464.06	2,569,990	7,525,450	-	3,008,070	13,103,510	846,700	4,711,260
33	Ochre River	RM	945	535.59	19,624,320	26,305,130	-	1,306,890	47,236,340	-	2,887,330
34	Odanah	RM	533	380.25	19,531,420	26,605,170	432,640	1,272,440	47,841,670	-	315,570
35	Park	RM	935	500.85	31,894,770	81,301,490	-	1,802,510	114,998,770	-	2,995,240
36	Riverside	RM	780	577.34	31,062,030	20,061,920	-	506,950	51,630,900	-	1,364,450
37	Robin	RM	932	716.16	26,942,000	14,290,270	-	251,390	41,483,660	-	822,100
38	Rosburn	RM	494	679.35	21,751,990	12,597,490	-	792,500	35,141,980	-	1,611,670
39	Russell	RM	459	567.83	20,759,480	23,763,260	1,217,460	1,418,960	47,159,160	-	686,800
40	Saskatchewan	RM	570	563.73	27,109,580	45,277,850	-	138,050	72,525,480	-	337,090
41	Shelmouth-Boulton	RM	930	1,097.09	44,730,470	36,503,490	236,210	4,666,890	86,137,060	-	2,780,490
42	Sifton	RM	789	768.11	34,077,760	52,943,680	4,488,820	2,958,210	94,468,470	-	1,221,660
43	Silver Creek	RM	460	525.46	23,536,600	10,295,630	-	93,160	33,925,390	-	647,470
44	South Cypress	RM	838	1,095.08	32,470,360	48,277,020	12,550	25,189,910	105,949,840	-	4,396,520
45	Ste. Rose	RM	771	626.02	15,313,210	15,212,980	-	694,730	31,220,920	-	1,194,850
46	Strathclair	RM	744	539.96	19,624,700	18,568,390	148,330	461,910	38,803,330	-	2,348,490
47	Strathcona	RM	643	485.56	26,435,700	25,020,040	-	295,670	51,751,410	-	1,190,400
48	Victoria Beach	RM	374	20.28	81,011,030	67,047,070	-	364,050	148,422,150	-	7,905,850
49	Whitewater	RM	645	584.25	39,198,250	14,661,340	111,550	824,490	54,795,630	-	1,622,840
50	Winchester	RM	508	725.58	42,281,070	23,020,280	3,723,480	522,780	69,547,610	202,400	864,480
51	Woodworth	RM	860	817.84	27,325,490	22,149,750	4,962,360	608,070	55,045,670	-	872,700
Populations 1,000 - 5,000											
52	Alexander	RM	2,983	1,568.66	116,805,310	204,183,640	-	18,548,270	339,537,220	-	20,789,120
53	Alonsa	RM	1,270	2,977.50	14,628,190	17,224,030	1,300	14,045,180	45,898,700	-	2,887,260
54	Argyle	RM	1,071	770.44	34,714,600	30,438,610	-	136,500	65,289,710	-	2,296,520
55	Armstrong	RM	1,835	1,864.96	18,695,960	36,686,680	-	5,793,480	61,176,120	-	4,564,980
56	Bifrost	RM	2,976	1,642.58	55,683,510	69,768,390	-	3,339,250	129,248,950	-	8,074,610
57	Brokenhead	RM	4,635	750.54	62,281,940	151,694,150	1,949,600	2,340,540	217,511,590	-	6,353,710
58	Cartier	RM	3,153	553.42	87,069,970	132,372,940	1,416,430	1,714,570	222,573,910	-	10,219,030
59	Coldwell	RM	1,351	901.84	12,855,640	27,726,900	-	3,413,080	43,995,620	-	4,489,740
60	Cornwallis	RM	4,378	500.88	49,202,680	95,797,830	769,350	29,043,660	174,813,520	-	5,683,080
61	Dauphin	RM	2,200	1,516.09	58,463,650	67,610,070	92,310	3,928,870	130,094,900	-	3,607,990
62	De Salaberry	RM	3,450	670.29	72,351,150	118,496,620	1,314,490	978,740	193,143,950	-	13,834,140
63	Dufferin	RM	2,394	915.54	107,370,230	72,872,220	352,570	1,938,630	182,533,650	-	4,109,580
64	Elton	RM	1,257	571.85	43,591,470	71,552,780	866,470	7,792,500	123,803,220	-	4,049,620
65	Fisher	RM	1,704	1,481.36	28,055,460	32,382,300	-	5,518,460	65,956,220	-	5,261,810
66	Franklin	RM	1,768	953.34	52,679,820	62,053,360	290,490	1,492,500	116,516,170	-	5,436,050
67	Grahamdale	RM	1,354	2,384.62	13,521,420	20,620,640	4,330,820	8,801,080	47,273,960	-	5,580,930
68	Grey	RM	2,025	958.49	75,013,760	61,838,060	793,270	2,237,780	139,882,870	-	5,398,600
69	Headingley	RM	3,215	106.98	106,363,810	192,706,020	955,640	36,840,230	336,865,700	-	12,242,390
70	Kelsey	RM	2,330	867.64	16,651,260	46,476,330	113,750	5,740,050	68,981,390	-	5,197,260
71	Killarney-Turtle Mountain	M	3,233	925.13	76,161,430	111,456,700	1,081,360	2,384,450	191,083,940	-	19,625,100
72	Lac du Bonnet	RM	2,930	1,100.17	128,978,760	160,683,250	-	34,717,570	324,379,580	-	17,870,040
73	Lorne	RM	1,884	906.82	90,919,190	84,109,250	-	137,650	175,166,090	-	6,323,500
74	Montcalm	RM	1,309	469.41	55,234,570	63,664,540	754,600	1,654,660	121,308,370	5,400,100	5,781,680
75	Morris	RM	2,999	1,041.15	128,466,980	88,308,030	750,170	667,920	218,193,100	-	9,526,270
76	Mountain	RM	1,104	2,607.69	16,463,880	10,852,330	-	4,174,790	31,491,000	164,900	8,627,110
77	North Cypress	RM	1,860	1,199.92	104,864,100	127,906,780	1,026,560	88,290,920	322,088,360	1,831,900	6,122,760
78	North Norfolk	RM	2,799	1,158.76	72,556,090	125,916,740	1,499,620	1,178,380	201,150,830	-	6,323,500
79	Oakland	RM	1,056	575.21	38,994,150	63,815,630	376,740	998,920	104,185,440	826,000	568,820
80	Pembina	RM	1,561	1,114.76	106,406,570	70,864,900	-	850,370	178,121,840	-	1,414,530
81	Piney	RM	1,720	2,433.77	13,187,070	58,486,720	-	3,318,380	74,992,170	-	21,573,810
82	Pipestone	RM	1,447	1,147.35	37,089,300	90,605,480	140,538,940	1,364,270	269,597,990	2,851	

POPULATION AND ASSESSMENTS FOR THE YEAR 2014

#	Urban Municipalities	Type	Population 2011 Census ¹	Area ¹ (Square Kilometres)	Assessment						
					Land	Buildings	Personal Property	Subject to Grant	Total Taxable & Grant	Business	Exempt
Populations under 1,000											
118	Benito	V	377	0.92	181,390	5,987,710	62,080	317,170	6,548,350	-	1,729,080
119	Binscarth	V	425	1.52	680,660	7,388,240	108,620	272,680	8,450,200	-	1,008,120
120	Birtle	T	664	14.24	658,990	11,333,750	-	1,018,210	13,010,950	-	4,340,850
121	Bowsman	V	298	2.63	211,350	3,278,560	-	505,780	3,995,690	-	704,300
122	Cartwright	V	308	1.87	331,510	5,801,700	-	132,130	6,265,340	-	2,714,700
123	Churchill	T	813	53.96	2,072,670	19,174,710	185,590	14,267,900	35,700,870	-	13,969,810
124	Crystal City	V	384	2.84	544,930	8,700,400	-	134,000	9,379,330	-	2,857,140
125	Deloraine	T	977	2.25	2,282,460	20,691,900	201,960	479,810	23,656,130	-	6,014,080
126	Dunnottar	V	696	2.79	26,215,230	42,680,130	341,060	40,000	69,276,420	-	1,635,720
127	Elkhorn	V	471	2.73	979,400	10,783,750	128,310	597,700	12,489,160	-	3,045,190
128	Emerson	T	671	22.28	3,056,410	14,018,140	263,120	6,208,320	23,545,990	-	1,975,240
129	Erickson	T	487	1.30	515,510	8,747,770	-	620,810	9,884,090	-	3,172,340
130	Ethelbert	V	275	2.48	104,920	2,713,950	-	185,120	3,003,990	-	1,440,590
131	Gilbert Plains	T	811	2.66	1,063,170	16,172,800	249,280	392,090	17,877,340	-	3,337,710
132	Gladstone	T	879	2.43	1,139,320	18,342,370	156,850	490,990	20,129,530	-	5,620,220
133	Glenboro	V	645	2.68	1,897,890	13,433,510	-	393,460	15,724,860	-	3,182,810
134	Grand Rapids	T	279	85.95	235,970	2,489,400	-	10,369,040	13,094,410	-	320,946,070
135	Grandview	T	859	2.87	1,046,800	17,716,840	274,890	1,096,670	20,135,200	-	6,086,590
136	Gretna	V	556	2.79	654,860	8,612,110	102,440	543,390	9,912,800	-	6,553,640
137	Hamiota	T	868	3.38	974,670	17,626,180	296,660	455,720	19,353,230	-	3,982,220
138	Hartney	T	415	2.45	549,200	9,000,560	125,390	188,740	9,863,890	-	3,074,880
139	Leaf Rapids	T	498	1,272.87	229,630	2,550,590	-	1,532,260	4,312,480	-	2,410,280
140	Lynn Lake	T	674	910.23	316,860	3,565,460	-	793,720	4,676,040	-	3,836,830
141	MacGregor	T	963	2.13	3,012,830	24,187,840	182,590	536,410	27,919,670	-	5,773,880
142	Manitou	T	808	2.94	1,069,900	17,507,960	-	543,150	19,121,010	-	4,293,770
143	McCreary	V	472	1.70	739,170	7,278,650	-	697,860	8,715,680	-	3,034,130
144	Minitonas	T	522	2.02	513,630	8,389,020	47,580	394,100	9,344,330	-	2,060,600
145	Notre-Dame-de-Lourdes	V	683	2.58	2,025,810	15,994,940	-	415,070	18,435,820	-	4,574,480
146	Oak Lake	T	383	2.73	816,660	7,664,510	-	591,390	9,072,560	-	1,402,440
147	Pilot Mound	T	635	2.70	739,840	11,299,230	-	425,550	12,464,620	-	1,400,610
148	Plum Coulee	T	843	2.48	4,982,800	15,888,490	158,340	320,230	21,349,890	-	3,133,370
149	Rapid City	T	417	5.38	891,470	8,717,520	-	196,800	9,805,790	-	1,176,390
150	Riverton	V	538	1.11	897,960	8,429,010	117,260	1,162,070	10,606,300	-	3,061,350
151	Rosburn	T	552	3.43	481,690	7,961,120	-	535,490	8,978,300	-	2,092,430
152	Snow Lake	T	723	1,211.89	3,340,510	31,568,570	20,740	1,965,270	36,895,090	-	5,426,150
153	Somerset	V	439	2.45	925,910	7,998,820	-	160,230	9,084,960	-	2,488,540
154	St. Claude	V	590	1.80	1,209,360	13,181,030	197,930	312,280	14,900,600	-	3,249,660
155	St. Lazare	V	254	2.91	344,330	5,298,710	75,140	628,840	6,347,020	-	1,363,820
156	Treherne	T	616	1.96	1,865,270	13,719,930	-	207,240	15,792,440	-	3,653,220
157	Waskada	V	183	0.77	352,250	5,505,010	109,330	94,460	6,061,050	-	1,145,070
158	Wawanesa	V	562	2.26	2,261,910	14,878,280	-	306,120	17,446,310	-	3,412,370
159	Winnipegosis	V	647	2.50	315,050	7,676,420	-	1,237,940	9,229,410	-	4,121,920
Populations 1,000 - 5,000											
160	Altona	T	4,088	9.99	28,043,450	110,902,740	1,218,240	2,171,180	142,335,610	3,721,700	21,986,580
161	Arborg	T	1,152	2.26	7,965,320	29,472,840	175,110	3,101,610	40,714,680	-	8,810,890
162	Beausejour	T	3,126	5.35	24,086,920	96,907,890	600,540	5,735,090	127,330,440	-	23,417,470
163	Boissevain	T	1,572	2.77	4,630,850	37,821,130	249,410	1,618,160	44,319,550	1,205,700	8,286,430
164	Carberry	T	1,669	4.79	7,990,010	43,292,310	398,460	1,253,320	52,934,100	-	11,686,280
165	Carman	T	3,027	4.31	23,223,840	85,423,190	727,550	2,666,060	112,040,640	-	15,040,530
166	Gillam	T	1,332	1,996.33	877,790	5,201,070	65,600	1,505,780	7,650,240	-	100,885,960
167	Lac du Bonnet	T	1,069	2.25	13,210,980	37,193,990	-	3,965,100	54,370,070	-	7,415,660
168	Melita	T	1,069	2.96	3,996,040	30,050,740	246,420	529,610	34,822,810	-	4,762,580
169	Minnedosa	T	15,26	10,653.310	96,518,240	96,518,240	1,187,160	2,731,680	111,090,390	-	14,823,020
170	Morris	T	1,797	6.10	8,195,000	49,820,420	939,130	1,845,410	60,799,960	-	10,291,490
171	Neepawa	T	3,629	17.58	22,805,320	119,681,390	920,080	3,417,230	146,824,020	-	16,648,500
172	Niverville	T	3,540	8.79	42,929,800	128,430,500	610,940	1,291,470	173,262,710	-	14,047,410
173	Pinawa	LGD	1,444	128.47	17,016,510	48,875,960	-	391,430	66,283,990	-	17,336,090
174	Powerview-Pine Falls	T	1,314	5.05	3,324,430	25,418,160	-	1,605,260	30,347,850	-	9,890,740
175	Rivers	T	1,189	7.97	2,516,630	29,359,630	279,760	1,028,620	33,184,640	-	3,997,530
176	Roblin	T	1,774	3.79	5,701,170	38,729,070	359,970	1,762,880	46,553,090	-	9,545,860
177	Russell	T	1,669	3.15	6,593,580	46,751,400	369,070	2,134,240	55,848,290	1,712,700	12,952,970
178	Souris	T	1,837	3.64	11,064,640	54,000,830	441,030	2,039,330	67,545,830	-	10,704,950
179	St. Pierre-Jolys	V	1,099	2.60	5,442,610	28,702,890	162,960	1,268,560	35,577,020	-	9,069,340
180	Ste. Anne	T	1,626	4.19	13,012,420	51,513,760	273,330	1,348,910	66,148,420	-	12,588,250
181	Ste. Rose du Lac	T	1,023	2.53	1,914,640	18,420,600	-	1,316,170	21,651,410	-	7,320,340
182	Stonewall	T	4,536	6.02	82,788,550	156,973,570	822,580	1,767,330	242,352,030	-	27,200,390
183	Swan River	T	3,907	6.89	20,758,280	116,025,400	796,770	6,453,560	144,034,010	4,518,400	33,827,460
184	Teulon	T	1,124	3.20	6,121,460	36,809,030	203,780	635,940	43,770,210	-	8,620,690
185	Virdeon	T	3,114	8.56	20,593,290	122,022,420	1,225,840	4,356,580	148,197,770	-	29,081,280
186	Winnipeg Beach	T	1,011	3.88	28,997,430	57,795,810	468,390	636,870	87,898,500	-	9,443,520
Populations over 5,000											
187	Brandon	C	46,061	76.89	531,606,080	1,611,644,930	11,333,670	117,412,030	2,271,996,710	-	239,017,880
188	Dauphin	C	8,251	12.65	38,553,660	218,402,750	1,751,040	15,459,910	274,167,360	-	56,649,430
189	Flin Flon	C	5,405	13.88	14,549,520	105,219,910	45,700	4,580,820	124,395,950	3,442,400	24,922,410
190	Morden	C	7,812	16.39	70,154,920	230,369,150	1,565,720	10,153,320	312,243,110	-	30,108,500
191	Portage la Prairie	C	12,996	24.67	77,027,740	348,510,710	3,468,800	34,582,560	463,589,810	-	48,444,540
192	Selkirk	C	9,834	24.87	94,755,280	261,419,650	2,537,870	52,110,880	410,823,680	10,293,000	62,765,230
193	Steinbach	C	13,524	25.57	222,639,820	515,624,700	2,731,370	8,208,930	749,204,820	25,116,400	108,416,820
194	The Pas	T	5,513	47.83	22,246,240	120,685,570	804,250	24,467,690	168,203,750	-	23,522,400
195	Thompson	C	13,123	17.18	75,070,630	359,267,600	1,016,540	15,575,420	450,930,190	10,828,300	56,648,980
196	Winkler	C	10,670	17.01	130,992,680	372,505,320	1,897,680	4,423,600	509,818,980	17,975,900	74,444,860
Total Urban Municipalities			213,673	6,200.88	1,774,780,690	6,349,720,660	43,299,560	397,318,750	8,565,119,660	78,814,500	1,645,125,510
197	Winnipeg	C	663,617	464.01	n/a ²	n/a ²	n/a ²	1,337,950,351	36,252,573,957	1,092,682,129	3,002,237,316

¹ 2011 Census of Canada - Statistics Canada
² Land/Building and Personal Property information is not available

Summary

Rural Municipalities:											
Populations under 1,000		31,427	38,214.29	1,391,692,050	1,226,280,100	278,108,080	82,426,640	2,978,506,870	2,810,900	83,180,290	
Populations 1,000 - 5,000		112,510	56,320.94	3,010,906,820	4,042,483,430	232,129,160	371,396,170	7,656,915,580	20,415,800	449,110,890	
Populations over 5,000		115,451	10,333.37	2,401,908,970	4,448,435,730	39,879,660	121,392,790	7,011,617,150	26,510,400	448,891,030	
Total Rural Municipalities		259,388	104,868.60	6,804,507,840	9,717,199,260	550,116,900	575,215,600	17,647,039,600	49,737,100	981,182,210	
Urban Municipalities:											
Populations under 1,000		24,160	3,655.86	72,730,150	503,955,590	3,405,160	51,766,210	631,857,110	-	460,502,610	
Populations 1,000 - 5											

**CONSOLIDATED STATEMENT OF FINANCIAL POSITION (ACCUMULATED SURPLUS/DEFICIT)
AS AT DECEMBER 31, 2014**

#	Rural Municipalities	Type	Financial Assets								Total Financial Assets	Accounts Payable & Accrued Liabilities
			Cash & Temporary Investments	Amounts Receivable	Portfolio Investments	Loans & Advances	Real Estate Properties Held for Sale	Inventories for Sale	Other Assets			
Populations under 1,000												
1	Albert	RM	1,182,423	159,381	2,209	-	3,263	-	-	-	1,347,276	(21,943)
2	Archie	RM	1,276,261	696,202	-	-	-	-	-	-	1,972,463	(233,440)
3	Arthur	RM	1,221,475	798,748	12,340	-	-	-	-	-	2,032,563	(149,890)
4	Birtle	RM	3,482,284	252,145	-	-	2,129	9,074	-	-	3,745,632	(103,612)
5	Blanshard	RM	1,005,135	216,241	-	-	79,767	100,028	5,004	-	1,406,175	(501,640)
6	Brenda	RM	5,711,510	426,170	7,298	-	-	73,915	-	-	6,218,893	(60,158)
7	Cameron	RM	591,672	224,303	-	-	-	2,712	-	-	818,687	(50,111)
8	Clanwilliam	RM	655,902	391,438	-	-	-	-	-	-	1,047,340	(153,935)
9	Daly	RM	620,006	342,101	-	-	2,387	57,547	-	-	1,022,041	(40,877)
10	Edward	RM	2,075,550	405,412	16,727	-	-	9,000	17,172	-	2,523,861	(33,049)
11	Ellice	RM	923,406	429,439	-	-	-	-	-	-	1,352,845	(129,611)
12	Eriksdale	RM	946,121	419,292	-	-	-	-	-	-	1,365,413	(70,176)
13	Ethelbert	RM	239,026	225,165	447,713	-	-	-	-	-	911,904	(26,863)
14	Gilbert Plains	RM	2,368,887	814,125	-	-	-	-	628	-	3,183,640	(397,324)
15	Glenella	RM	146,253	123,198	-	-	-	12,489	-	-	281,940	(62,510)
16	Glenwood	RM	1,421,922	177,078	15,152	-	2,506	-	3,409	-	1,620,067	(299,650)
17	Grandview	RM	1,163,200	696,358	7,449	-	-	-	803	-	1,867,810	(158,927)
18	Hamiota	RM	682,219	237,090	-	-	3,705	6,337	-	-	929,351	(213,409)
19	Harrison	RM	3,007,296	337,347	250	-	-	24,354	-	-	3,369,247	(8,912)
20	Hillsburg	RM	499,662	211,652	-	-	-	-	-	-	711,314	(474,598)
21	Lakeview	RM	327,445	243,980	-	-	-	-	-	-	571,425	(5,567)
22	Langford	RM	1,607,277	207,001	-	-	-	-	-	-	1,817,758	(131,990)
23	Lansdowne	RM	1,127,549	549,801	-	-	36,003	9,507	-	-	1,722,860	(138,687)
24	Lawrence	RM	396,640	208,726	-	-	-	-	-	-	605,366	(46,790)
25	Louise	RM	1,933,813	156,019	-	-	18,937	957	-	-	2,109,726	(108,317)
26	McCreary	RM	515,611	181,624	42,234	-	-	-	-	-	739,469	(38,859)
27	Miniota	RM	2,900,565	432,249	-	-	-	-	15	-	3,332,829	(575,702)
28	Minitonas	RM	512,645	1,327,107	-	-	-	-	-	-	1,839,752	(539,467)
29	Minto	RM	1,223,494	85,336	-	-	-	1,470	-	-	1,310,300	(23,260)
30	Morton	RM	-	374,798	-	-	31,835	506	-	-	407,139	(191,091)
31	Mossey River	RM	558,816	148,442	12,715	-	-	-	-	-	719,973	(140,517)
32	Mystery Lake	LGD	5,084,525	264,587	-	-	-	-	-	-	5,349,112	(1,622,845)
33	Ochre River	RM	676,569	320,493	-	-	-	-	-	-	997,062	(170,664)
34	Odanah	RM	1,657,249	155,571	-	-	-	1,094	-	-	1,813,914	(23,301)
35	Park	RM	2,941,738	594,663	156,265	-	-	11,420	-	-	3,704,086	(291,294)
36	Riverside	RM	847,229	110,944	-	-	115,222	3,217	-	-	1,076,612	(65,507)
37	Roblin	RM	798,109	171,119	-	-	-	25,997	-	-	995,225	(77,556)
38	Rosburn	RM	1,367,487	459,457	29,482	-	33,077	-	-	-	1,889,503	(165,773)
39	Russell	RM	1,040,167	169,864	217,000	-	-	-	370,357	-	1,797,388	(177,749)
40	Saskatchewan	RM	2,030,340	130,677	-	-	-	-	-	-	2,161,017	(104,026)
41	Shellmouth-Boulton	RM	1,809,174	509,453	232,500	-	-	85,000	-	-	2,636,127	(439,676)
42	Sifton	RM	2,502,953	254,220	-	-	-	11,085	-	-	2,768,258	(390,631)
43	Silver Creek	RM	507,620	183,044	139,500	-	-	27,378	-	-	857,542	(46,918)
44	South Cypress	RM	659,951	281,908	-	-	-	-	-	-	941,859	(109,914)
45	Ste. Rose	RM	756,254	155,361	-	-	-	182	-	-	911,797	(137,051)
46	Strathclair	RM	1,202,641	290,887	19,555	-	-	199,114	-	-	1,712,197	(191,482)
47	Strathcona	RM	820,397	130,484	-	-	-	4,448	-	-	955,329	(102,462)
48	Victoria Beach	RM	816,660	629,201	-	-	-	-	-	-	1,445,861	(239,705)
49	Whitewater	RM	528,842	182,060	-	-	-	-	32,725	-	743,627	(34,542)
50	Winchester	RM	1,497,593	295,740	4,250	-	-	-	600	-	1,798,183	(245,043)
51	Woodworth	RM	1,057,305	239,098	-	-	-	27,689	-	-	1,324,092	(1,123,001)
Populations 1,000 - 5,000												
52	Alexander	RM	3,107,906	1,117,755	-	-	-	-	-	-	4,225,661	(719,730)
53	Alonsa	RM	43,998	1,922,472	271,594	-	-	66,070	-	-	2,304,134	(646,710)
54	Argyle	RM	1,549,293	147,443	-	-	-	7,246	-	-	1,703,982	(161,659)
55	Armstrong	RM	3,774,584	484,594	-	-	-	-	-	-	4,259,178	(237,159)
56	Bifrost	RM	297,328	789,260	56	-	-	-	-	-	1,086,644	(235,464)
57	Brokenhead	RM	2,077,226	1,288,176	-	-	-	-	-	-	3,365,402	(416,923)
58	Cartier	RM	2,109,849	1,219,806	-	-	-	-	-	-	3,329,655	(575,297)
59	Coldwell	RM	735,332	1,582,991	-	-	-	-	-	-	2,318,323	(481,330)
60	Cornwallis	RM	3,586,972	862,569	-	-	-	-	-	-	4,449,541	(182,144)
61	Dauphin	RM	3,784,952	822,764	219,377	-	15,616	121,118	-	-	4,963,827	(439,787)
62	De Salaberry	RM	1,788,258	856,006	-	-	-	-	3,268	1,005	2,648,537	(132,801)
63	Dufferin	RM	1,156,655	554,635	116,252	-	-	-	-	8,574	1,836,116	(507,567)
64	Elton	RM	2,015,061	846,262	-	-	382,030	-	-	-	3,243,353	(579,853)
65	Fisher	RM	1,526,422	484,028	132,360	-	-	-	-	-	2,142,810	(428,445)
66	Franklin	RM	915,895	391,544	-	-	-	-	-	-	1,307,439	(174,882)
67	Grahamdale	RM	2,285,545	575,909	-	-	-	190,702	-	-	3,052,156	(74,179)
68	Grey	RM	3,077,784	668,850	-	-	-	-	-	-	3,746,634	(539,355)
69	Headingley	RM	7,067,023	1,378,495	-	-	-	-	-	-	8,445,518	(1,250,901)
70	Kelsey	RM	-	-	-	-	-	-	-	-	-	-
71	Killamey-Turtle Mountain	M	2,496,797	505,718	-	-	48,583	718,157	12,846	-	3,782,101	(696,142)
72	Lac du Bonnet	RM	5,595,467	789,388	-	-	-	-	-	-	6,384,855	(936,939)
73	Lorne	RM	2,059,307	429,859	147,519	-	-	-	-	-	2,636,685	(342,701)
74	Montcalm	RM	2,226,135	742,879	-	-	-	1,058	3,585	-	2,973,657	(594,953)
75	Morris	RM	1,900,348	1,326,843	-	-	-	328,691	-	-	3,555,882	(406,651)
76	Mountain	RM	1,814,656	465,487	-	-	-	66,424	-	-	2,346,567	(153,524)
77	North Cypress	RM	3,007,269	745,257	-	-	-	9,071	-	-	3,761,597	(160,300)
78	North Norfolk	RM	3,979,096	919,239	519,457	-	-	-	-	-	5,417,792	(641,092)
79	Oakland	RM	781,905	372,787	-	-	-	4,593	12,204	-	1,171,489	(20,974)
80	Pembina	RM	395,243	1,261,701	1,092,597	-	-	-	-	-	2,749,541	(268,573)
81	Piney	RM	2,532,340	224,149	-	-	-	50,710	-	-	2,807,199	(185,840)
82	Pipestone	RM	10,382,753	1,687,310	4,662,623	-	4,368	10,491	-	-	16,747,545	(1,332,049)
83	Reynolds	RM	3,493,204	316,958	-	-	-	-	-	-	3,810,162	(371,974)
84	Rhineland	RM	4,041,118	1,420,619	918,907	-	-	-	-	-	6,380,644	(2,268,276)
85	Roland	RM	1,957,558	318,675	68,995	-	-	-	-	-	2,345,228	(302,757)
86	Rosedale	RM	2,464,349	391,171	-	-	80,915	-	-	-	2,936,435	(178,713)
87	Rosser	RM	4,025,512	1,302,584	65,762	-	-	-	-	-	5,393,858	(1,823,112)
88	Shell River	RM	1,353,221	368,569	221,429	-	-	-	-	-	1,943,219	(211,545)
89	Shoal Lake	RM	2,193,157	576,853	-	-	162,600	60,154	-	-	2,992,764	(184,721)
90	Siglunes	RM	251,660	2,704,364	-	-	-	-	-	-	2,956,024	(1,741,084)
91	South Norfolk	RM	2,014,317	181,452	-	-	-	-	-	-	2,195,769	(27,049)
92	St. Francois Xavier	RM	2,159,176	526,488	228,151	-	-	-	-	-	2,913,815	(1,490,025)
93	St. Laurent	RM	114,783	1,928,696	-	-	-	-	-	-	2,043,479	(1,473,531)
94	Ste. Anne	RM	2,603,666	790,701	-	-	-	-	-	-	3,394,367	(396,908)
95	Stuartburn	RM	1,894,479	387,994	-	-	-	-	-	-	2,282,473	(72,393)
96	Swan River	RM	1,269,876	1,060,842	-	-	-	-	-	-	2,330,718	(123,449)
97	Thompson	RM	1,373,773	280,948	-	-	-	-	6,660	49	1,661,430	(151,683)
98	Victoria	RM	2,440,315	163,256	226,383	-	-	-	-	-	2,829,954	(478,399)
99	Wallace	RM	3,971,502	1,191,453	12,894	-	-	-	-	-	5,175,849	(827,823)
100	West St. Paul	RM	5,351,647	2,272,541	-	-	-	-	-	-	7,624,188	(2,228,944)
101	Westbourne	RM	1,643,036	1,229,134	18,760	-	-	-	121	-	2,891,051	(224,473)
102	Whitehead	RM	1,078,252	1,638,991	-	-	-	2,749	-	-	2,719,992	(293,379)
103	Whitemouth	RM	2,145,671	265,449	1,350	-	-	-	-	-	2,412,470	(288,054)
104	Woodlands	RM	2,968,494	1,923,597	-	-	-	-	-	-	4,892,091	(818,714)
Populations over 5,000												
105	East St. Paul	RM	13,791,567	2,547,712	-	-	61,068	-	-	-	16,400,347	(2,741,715)
106	Gimli	RM	11,264,215	4,128,345	-	-	-	-	-	-	15,392,560	(2,643,927)
107	Hanover	RM	9,555,158	2,294,171	-							

**CONSOLIDATED STATEMENT OF FINANCIAL POSITION (ACCUMULATED SURPLUS/DEFICIT)
AS AT DECEMBER 31, 2014**

Financial Liabilities						Net Financial Assets (Net Debt)	Non-Financial Assets					Accumulated Surplus (Deficit)	#
Severance & Vested Sick Leave Payable	Deferred Revenue	Landfill Closure & Post Closure Liabilities	Long-Term Debt	Other Liabilities	Total Financial Liabilities		Tangible Capital Assets	Inventories for Use	Prepaid Expenses	Total Non-Financial Assets			
-	(419,289)	-	(43,619)	-	(484,851)	862,425	1,264,378	2,462	5,966	1,272,806	2,135,231	1	
(1,900)	(780)	-	-	-	(236,120)	1,736,343	1,938,332	131,371	8,552	2,078,255	3,814,598	2	
-	(74,066)	-	(529,460)	-	(753,416)	1,279,147	4,516,144	17,638	23,515	4,557,297	5,836,444	3	
(25,023)	(49,351)	(73,213)	(14,804)	-	(266,003)	3,479,629	2,095,721	42,124	13,248	2,151,093	5,630,722	4	
(23,367)	(13,422)	-	(129,650)	-	(668,079)	738,096	3,681,625	43,408	110,331	3,835,364	4,573,460	5	
(30,943)	(7,507)	(4,012)	(687,645)	-	(790,265)	5,428,628	4,214,312	157,946	4,024	4,376,282	9,804,910	6	
-	(472)	-	(31,894)	-	(82,477)	736,210	1,753,361	12,394	4,045	1,769,800	2,506,010	7	
(512)	-	(11,002)	-	-	(165,449)	881,891	1,315,578	6,012	7,271	1,328,861	2,210,752	8	
-	-	-	(479,806)	(21,990)	(542,673)	479,368	1,512,976	29,700	6,292	1,548,968	2,028,336	9	
-	(1,105,363)	-	-	-	(1,138,412)	1,385,449	5,187,716	184,311	31,101	5,403,128	6,788,577	10	
-	-	-	-	-	(129,611)	1,223,234	1,168,423	2,332	3,111	1,173,866	2,397,100	11	
-	(199,046)	-	-	-	(269,222)	1,096,191	1,079,480	20,645	129,931	1,230,056	2,326,247	12	
-	(1,072)	(22,216)	(9,994)	-	(60,145)	851,759	3,122,124	61,098	5,316	3,188,538	4,040,297	13	
-	(1,062,861)	(50,618)	(112,818)	-	(1,623,621)	1,560,019	8,402,050	171,199	7,428	8,580,677	10,140,696	14	
-	-	(17,837)	(197,147)	-	(277,944)	4,446	1,017,565	35,750	15,009	1,068,324	1,072,770	15	
-	(12,080)	-	(41,890)	(4,596)	(358,216)	1,261,851	960,844	47,260	14,264	1,022,368	2,284,219	16	
-	(3,781)	-	-	-	(162,708)	1,705,102	5,199,269	116,027	8,527	5,323,823	7,028,925	17	
-	(328)	-	(92,991)	-	(306,728)	622,623	1,357,043	95,046	172	1,452,261	2,074,884	18	
-	-	-	(80,761)	-	(89,673)	3,279,574	1,856,229	39,754	6,270	1,902,253	5,181,827	19	
-	(1,244)	(1,670)	(71,650)	-	(549,162)	162,152	633,465	48,341	6,743	688,549	850,701	20	
-	-	(991)	(68,936)	-	(75,494)	495,931	1,649,283	12,476	6,546	1,668,305	2,164,236	21	
-	(194,118)	(1,099)	(112,016)	-	(439,223)	1,378,535	3,913,815	16,375	6,524	3,936,714	5,315,249	22	
-	(67,811)	-	(546,875)	-	(753,373)	969,487	5,515,652	42,945	10,895	5,569,492	6,538,979	23	
-	(1,000)	-	(277,583)	-	(325,373)	279,993	2,460,104	48,512	8,997	2,517,613	2,797,606	24	
-	(101)	-	(52,056)	-	(160,474)	1,949,252	2,530,660	28,899	66,156	2,625,715	4,574,967	25	
-	-	(10,168)	-	-	(49,027)	690,442	586,288	19,570	9,157	615,015	1,305,457	26	
(65,981)	(16,733)	(24,166)	(265,583)	-	(948,165)	2,384,664	4,394,709	122,004	11,067	4,527,780	6,912,444	27	
-	(62,586)	(61,251)	-	(713,510)	(1,376,814)	462,938	3,163,632	184,742	19,114	3,367,488	3,830,426	28	
-	(4,946)	(958)	(15,015)	-	(44,179)	1,266,121	1,015,742	26,302	5,795	1,047,839	2,313,960	29	
(22,075)	(2,048)	(12,844)	(317,834)	(197,708)	(743,600)	3,364,461	7,127,324	217,193	5,869	7,350,386	7,013,925	30	
-	-	(12,373)	-	-	(152,890)	567,083	1,328,188	66,156	6,868	1,401,212	1,968,295	31	
-	-	(1,062,292)	-	-	(2,685,137)	2,663,975	1,755,733	-	-	1,755,733	4,419,708	32	
-	(10,332)	(8,111)	(127,102)	-	(316,209)	680,853	2,563,080	7,314	8,927	2,579,321	3,260,174	33	
(67,828)	(3,930)	(707)	(11,091)	-	(39,029)	1,774,885	3,308,732	15,529	5,836	3,330,097	5,104,982	34	
-	-	(5,238)	(1,679,954)	(2,300)	(2,046,614)	1,657,472	5,679,079	24,661	9,216	5,712,956	7,370,428	35	
-	(3,131)	-	(259,926)	-	(328,564)	748,048	3,302,780	80,395	10,113	3,393,288	4,141,336	36	
(58,694)	(97,749)	-	-	-	(233,999)	761,226	3,849,221	90,922	5,492	3,945,635	4,706,861	37	
-	(21,346)	-	(19,640)	-	(206,759)	1,682,744	1,785,110	48,975	17,348	1,851,433	3,534,177	38	
-	(1,813)	(96,980)	(220,482)	-	(497,024)	1,300,364	1,429,934	38,266	9,917	1,478,115	2,778,479	39	
-	(3,802)	-	-	-	(107,828)	2,053,189	919,095	35,099	5,077	959,271	3,012,460	40	
-	(1,859)	-	(96,567)	-	(538,102)	2,098,025	5,427,424	25,319	6,770	5,459,513	7,557,538	41	
-	-	-	(105,600)	-	(496,231)	2,272,027	1,465,875	23,836	5,175	1,494,886	3,766,913	42	
-	-	(96,980)	(138,468)	-	(282,366)	575,176	2,175,894	17,550	7,294	2,200,738	2,775,914	43	
-	-	-	-	-	(109,914)	831,945	1,363,345	30,789	5,852	1,399,986	2,231,931	44	
-	(1,972)	(944)	-	-	(139,967)	771,830	1,924,311	31,773	5,491	1,961,575	2,733,405	45	
-	-	-	(12,334)	-	(203,816)	1,508,381	2,391,430	44,442	8,409	2,444,281	3,952,662	46	
-	(10,664)	(68,549)	(359,491)	-	(541,166)	414,163	3,722,700	25,696	6,963	3,755,359	4,169,522	47	
-	-	-	(496,930)	-	(736,635)	709,226	3,750,704	6,305	15,263	3,772,272	4,481,498	48	
-	-	-	(538,671)	-	(573,213)	170,414	2,106,328	87,744	14,067	2,208,139	2,378,553	49	
-	(2,065)	(20,650)	-	-	(267,758)	1,530,425	2,281,017	11,334	6,909	2,299,260	3,829,685	50	
-	(193,465)	(16,485)	-	-	(1,332,951)	(8,859)	5,006,860	41,863	9,835	5,058,558	5,049,699	51	
-	-	-	(386,987)	-	(1,106,717)	3,118,944	8,096,667	107,805	7,305	8,211,777	11,330,721	52	
-	(244,482)	(65,350)	(33,000)	-	(989,542)	1,314,592	1,627,799	15,406	10,952	1,654,157	2,968,749	53	
-	(6,247)	-	-	-	(167,906)	1,536,076	5,087,462	36,886	17,339	5,141,687	6,677,763	54	
(3,270)	(231,321)	(51,830)	-	-	(523,581)	3,735,597	1,562,657	57,253	15,736	1,635,646	5,371,243	55	
-	-	(25,155)	(574,172)	-	(834,791)	251,853	4,387,922	209,904	17,569	4,615,395	4,867,248	56	
-	-	-	(3,594,319)	-	(4,011,242)	(645,840)	16,628,173	358,320	34,330	17,020,823	16,374,983	57	
-	-	-	(2,041,085)	-	(2,616,382)	713,273	14,317,814	1,900	34,999	14,354,713	15,067,986	58	
-	-	-	(14,048)	-	(749,066)	1,569,257	1,863,789	45,340	18,151	1,927,280	3,496,537	59	
-	(31,118)	-	-	-	(213,262)	4,236,279	2,498,337	3,648	12,822	2,514,807	6,751,086	60	
-	(7,980)	(3,213)	(495,518)	-	(963,531)	4,000,296	13,501,404	148,206	26,144	13,675,754	17,676,050	61	
-	(51,000)	-	(945,768)	-	(1,129,569)	1,518,968	6,203,816	40,000	28,929	6,272,745	7,791,713	62	
-	(144,671)	-	(3,368,756)	-	(4,020,994)	(2,184,878)	30,698,427	100,883	88,488	30,887,798	28,702,920	63	
-	(105,827)	(1,849)	(481,389)	-	(1,168,918)	2,074,435	6,224,757	51,650	33,043	6,309,450	8,383,885	64	
-	-	(42,075)	(57,803)	-	(528,323)	1,614,487	3,468,456	31,734	-	3,500,190	5,114,677	65	
-	-	-	(1,165,289)	(23,400)	(1,363,571)	(56,132)	6,018,753	104,121	18,034	6,140,908	6,084,776	66	
-	(399,078)	(19,986)	-	-	(493,243)	2,558,913	2,350,330	-	-	2,350,330	4,909,243	67	
-	-	(10,285)	(3,281,817)	-	(3,831,457)	(84,823)	19,127,929	27,806	20,507	19,176,242	19,091,419	68	
-	(44,641)	-	(8,948,635)	(762,668)	(11,006,845)	(2,561,327)	41,573,215	2,089	80,154	41,655,458	39,094,131	69	
-	(18,195)	(21,349)	(8,183,898)	-	(8,919,584)	(5,137,483)	26,873,834	218,673	57,177	27,149,684	22,012,201	70	
-	-	-	(212)	-	(937,151)	5,447,704	7,913,628	438,256	21,944	8,373,828	13,821,532	72	
-	(483,644)	-	(794,101)	-	(1,620,446)	1,016,239	1,016,239	13,020	22,344	9,779,548	10,793,787	73	
-	(29,028)	-	(1,211,353)	-	(1,835,334)	1,138,323	9,398,550	102,668	911	9,502,029	10,640,352	74	
-	(112,065)	-	(3,207,371)	-	(3,726,087)	(170,205)	30,205,115	4,539	42,201	30,251,855	30,081,650	75	
(23,495)	(9,512)	(75,339)	(447,753)	-	(709,623)	1,636,944	3,403,328	17,132	7,171	3,427,631	5,064,575	76	
-	(37,951)	(2,595)	(225,867)	-	(426,713)	3,334,884	6,860,998	73,600	26,142	6,960,740	10,295,624	77	
-	(77,750)	-	(716,783)	-	(1,435,625)	3,982,167	10,788,417	140,500	29,425	10,958,342	14,940,509	78	
-	-	-	-	-	(20,974)	1,150,515	1,268,807	85,647	5,504	1,359,958	2,510,473	79	
-	-	-	(461,193)	-	(729,766)	2,019,775	5,251,413	33,475	15,889	5,300,777	7,320,552	80	
-	(1,500)	-	-	-	(187,340)	2,619,859	1,586,473	57,936	16,251	1,660,660	4,280,519	81	
-	(417,146)	-	(691,391)	-	(2,440,586)	14,306,959	22,696,788	226,927	42,117	22,965,832	37,272,791	82	
-	(398,966)	(441)	-	-	(771,381)	3,038,781	1,181,544	-	3,941	1,185,485	4,224,266	83	
(41,500)	(457,364)	(81,159)	(2,694,676)	-	(5,542,975)	837,669	12,681,906	242,106	16,026	12,940,038	13,777,707	84	
-	-	-	(654,743)	-	(757,500)	1,587,728	6,684,681	26,142	12,820	6,723,643	8,311,371	85	
-	-	(15,128)	(107,985)	-	(301,826)	2,634,609	1,310,691	128,512	9,503	1,448,706	4,083,315	86	
-	(302,493)	-	(75,521)	-	(2,201,126)	3,192,732	10,455,054	36,506	89,701	10,581,261	13,773,993	87	
-	(26,868)	(4,013)	(19,858)	-	(262,284)	1,680,935	6,103,812	27,					

**CONSOLIDATED STATEMENT OF FINANCIAL POSITION (ACCUMULATED SURPLUS/DEFICIT)
AS AT DECEMBER 31, 2014**

#	Urban Municipalities	Type	Financial Assets								Total Financial Assets	Accounts Payable & Accrued Liabilities
			Cash & Temporary Investments	Amounts Receivable	Portfolio Investments	Loans & Advances	Real Estate Properties Held for Sale	Inventories for Sale	Other Assets			
	Populations under 1,000											
118	Benito	V	466,371	74,816	17,331	-	28,522	956	-	-	587,996	(53,384)
119	Binscarth	V	647,338	42,733	108,500	-	44,298	-	-	-	842,869	(61,141)
120	Birtle	T	1,152,055	376,609	-	2,129	38,105	-	221	-	1,569,119	(146,776)
121	Bowsman	V	150,570	100,311	837	-	32,069	478	-	-	284,265	(38,028)
122	Cartwright	V	-	125,579	-	-	44,366	-	-	-	169,945	(214,950)
123	Churchill	T	(238,392)	1,441,678	5,055,812	-	-	-	-	-	6,259,098	(1,486,586)
124	Crystal City	V	459,785	83,023	-	18,937	-	-	-	-	561,745	(37,169)
125	Deloraine	T	1,319,433	561,189	6,992	-	-	-	-	-	1,887,614	(244,965)
126	Dunnottar	V	1,022,341	251,357	-	-	-	-	-	-	1,273,698	(539,947)
127	Elkhorn	V	-	-	-	-	-	-	-	-	-	-
128	Emerson	T	1,298,327	350,956	89,129	-	-	723	-	-	1,739,135	(199,389)
129	Erickson	T	499,234	164,847	-	-	8,671	-	-	-	672,752	(428,225)
130	Ethelbert	V	281,507	109,117	-	-	4,112	-	-	-	394,736	(5,250)
131	Gilbert Plains	T	985,339	368,014	-	-	7,724	-	-	-	1,361,077	(233,371)
132	Gladstone	V	764,804	669,407	18,593	-	5,760	-	-	-	1,458,564	(66,920)
133	Glenboro	V	422,252	159,107	-	-	-	-	-	-	581,359	(304,927)
134	Grand Rapids	T	992,081	258,189	-	-	-	-	-	-	1,250,270	(721,447)
135	Grandview	T	884,723	254,698	7,349	-	134,662	1,053	-	-	1,282,485	(333,323)
136	Gretna	T	606,221	219,237	-	-	5,540	-	-	-	830,998	(63,439)
137	Hamiota	T	614,614	268,277	-	3,705	83,008	-	-	-	969,604	(62,921)
138	Hartney	T	350,194	348,063	-	-	13,808	-	-	-	712,065	(222,074)
139	Leaf Rapids	T	-	1,615,321	-	-	245,765	-	703,075	-	2,564,161	(298,073)
140	Lynn Lake	T	1,203,634	480,202	-	-	-	-	-	-	1,683,836	(546,868)
141	MacGregor	T	1,420,638	475,497	406,574	-	67,070	-	-	-	2,369,779	(145,667)
142	Manitou	T	904,057	280,844	-	-	-	-	-	-	1,184,901	(49,586)
143	McCreary	V	693,112	95,622	42,234	-	9,774	1,686	-	-	842,428	(26,559)
144	Minitonas	T	93,532	88,799	-	-	-	-	-	-	182,331	(282,557)
145	Notre-Dame-de-Lourdes	V	424,797	407,951	15,202	-	-	-	-	-	847,950	(206,798)
146	Oak Lake	T	676,056	220,189	-	-	7,727	-	-	-	903,972	(36,383)
147	Pilot Mound	T	1,300,762	363,026	33,907	28,897	27,162	-	-	-	1,753,754	(630,809)
148	Plum Coulee	T	565,700	278,371	-	-	-	-	-	-	844,071	(105,833)
149	Rapid City	T	785,012	404,684	-	-	23,757	-	-	-	1,213,453	(295,263)
150	Riverton	V	276,210	178,448	-	-	-	-	-	-	454,658	(48,881)
151	Rosburn	T	361,123	198,066	24,543	4,215	-	15,006	-	-	602,953	(18,848)
152	Snow Lake	T	1,141,055	986,322	323,989	-	129,984	-	-	-	2,581,350	(385,708)
153	Somerset	V	433,886	113,912	8,492	-	-	-	-	-	556,290	(298,224)
154	St. Claude	V	1,155,690	322,955	-	-	40,352	-	-	-	1,518,997	(162,112)
155	St. Lazare	V	227,743	124,419	-	-	-	-	-	-	352,162	(95,383)
156	Treherne	T	945,104	143,847	149,914	-	-	-	-	-	1,238,865	(39,007)
157	Waskada	V	1,214,199	192,228	2,171	-	-	-	-	-	1,408,598	(46,359)
158	Wawanesa	V	334,179	142,317	-	-	30,000	-	-	-	506,496	(660,988)
159	Winnipegosis	V	838,224	541,739	-	-	7,761	-	-	-	1,387,724	(115,667)
	Populations 1,000 - 5,000											
160	Altona	T	3,674,450	1,313,198	23,230	-	300,453	2,383	521,133	-	5,834,847	(326,760)
161	Arborg	T	1,040,355	234,350	-	-	-	119,583	-	-	1,394,288	(414,745)
162	Beausejour	T	3,944,272	700,225	-	-	59,820	-	-	-	4,704,317	(992,230)
163	Boissevain	T	-	795,649	-	-	215,977	7,750	-	-	1,019,376	(460,825)
164	Carberry	T	2,053,749	198,201	-	-	206	-	-	-	2,252,156	(470,465)
165	Carman	T	1,696,441	515,103	110,296	-	-	-	6,456	-	2,328,296	(659,281)
166	Gillam	T	(228,182)	1,274,719	-	-	-	-	-	-	1,046,537	(952,039)
167	Lac du Bonnet	T	2,277,558	285,961	-	-	-	-	-	-	2,563,519	(109,717)
168	Melita	T	483,659	3,790,874	-	-	-	-	-	-	4,274,533	(3,183,551)
169	Minnedosa	T	4,150,945	513,224	-	-	343,226	-	-	-	5,007,395	(436,032)
170	Morris	T	1,734,717	752,692	42,775	-	141,318	-	2,401	-	2,673,903	(547,388)
171	Neepawa	T	8,410,875	908,979	108,381	-	548,372	479	568	-	9,977,654	(961,185)
172	Niverville	T	4,834,293	1,799,931	-	-	643,658	15,687	-	-	7,293,569	(1,115,319)
173	Pinawa	LGD	-	-	-	-	-	-	-	-	-	-
174	Powerview-Pine Falls	T	-	-	-	-	-	-	-	-	-	-
175	Rivers	T	1,047,004	262,659	91,575	2,387	56,220	-	-	-	1,459,845	(80,318)
176	Roblin	T	3,020,406	379,462	311,598	-	21,956	-	-	-	3,733,422	(364,328)
177	Russell	T	775,416	604,170	217,000	-	409,762	-	-	-	2,006,348	(348,766)
178	Souris	T	549,381	2,182,257	-	2,455	211,450	-	-	-	2,945,543	(354,789)
179	St. Pierre-Jolys	V	827,561	94,519	-	-	-	-	-	-	922,080	(129,233)
180	Ste. Anne	T	1,996,717	513,547	2,645	-	-	-	-	-	2,512,909	(426,245)
181	Ste. Rose du Lac	T	1,010,292	382,575	6,078	-	-	-	-	-	1,398,945	(134,597)
182	Stonewall	T	1,992,806	985,308	61,811	-	-	-	-	-	3,039,925	(1,950,074)
183	Swan River	T	3,979,040	1,457,709	-	-	470,007	18,626	996	-	5,926,378	(1,202,200)
184	Teulon	T	1,038,052	528,337	143,024	-	-	-	-	-	1,709,413	(220,987)
185	Virden	T	7,957,135	2,198,652	-	4,557	47,295	-	-	-	10,207,639	(1,083,192)
186	Winnipeg Beach	T	1,818,575	352,599	-	-	-	-	-	-	2,171,174	(75,296)
	Populations over 5,000											
187	Brandon	C	16,773,059	26,520,625	9,937,101	150,000	4,249,655	-	-	-	57,630,440	(14,977,250)
188	Dauphin	C	7,857,727	1,799,832	247,347	58,570	-	35,077	-	-	9,998,553	(2,721,753)
189	Flin Flon	C	(26,221)	3,612,892	1,412,044	-	-	-	-	-	4,998,715	(5,425,950)
190	Morden	C	7,256,289	678,927	-	18,564	-	856,776	9,721	-	8,820,277	(624,676)
191	Portage la Prairie	C	16,494,964	3,633,510	10,154,866	-	103,280	4,884	-	-	30,391,504	(5,503,570)
192	Selkirk	C	13,336,112	2,551,334	-	230,504	-	-	-	-	16,117,950	(2,137,891)
193	Steinbach	C	16,989,170	3,893,434	713,136	-	-	-	-	-	21,595,740	(3,392,190)
194	The Pas	T	4,883,456	2,148,069	-	-	35,499	76,700	-	-	7,143,274	(1,063,846)
195	Thompson	C	6,680,179	7,548,588	933,482	-	315,181	-	143,613	-	15,621,043	(7,682,643)
196	Winkler	C	12,425,330	1,660,817	184,680	-	-	50,536	-	-	14,321,363	(2,831,427)
	Total Urban Municipalities		190,429,092	90,954,894	31,012,638	524,920	9,213,332	1,208,383	1,388,184	324,731,443	(73,320,563)	
197	Winnipeg	C	335,726,000	299,753,000	338,051,000	-	16,219,000	-	34,447,000	-	1,024,196,000	(262,927,000)

Summary

Rural Municipalities:												
	Populations under 1,000		68,926,868	17,026,799	1,362,639	325,568	707,783	433,550	643	88,783,850	(10,890,022)	
	Populations 1,000 - 5,000		128,880,165	46,705,511	8,924,466	694,112	1,637,234	22,774	25,538	186,889,800	(29,500,930)	
	Populations over 5,000		99,853,613	40,065,362	104,794	1,128,356	1,089,522	1,628	152,636	142,395,911	(30,921,565)	
	Total Rural Municipalities		297,660,646	103,797,672	10,391,899	2,148,036	3,434,539	457,952	178,817	418,069,561	(71,312,517)	
Urban Municipalities:												
	Populations under 1,000		27,673,510	13,881,966	6,311,569	57,883	1,039,997	19,902	703,296	49,688,123	(9,959,805)	
	Populations 1,000 - 5,000		60,085,517	23,024,900	1,118,413	9,399	3,469,720	164,508	531,554	88,404,011	(16,999,562)	
	Populations over 5,000		102,670,065	54,048,028								

**CONSOLIDATED STATEMENT OF FINANCIAL POSITION (ACCUMULATED SURPLUS/DEFICIT)
AS AT DECEMBER 31, 2014**

Financial Liabilities						Net Financial Assets (Net Debt)	Non-Financial Assets					Accumulated Surplus (Deficit)	#
Severance & Vested Sick Leave Payable	Deferred Revenue	Landfill Closure & Post Closure Liabilities	Long-Term Debt	Other Liabilities	Total Financial Liabilities		Tangible Capital Assets	Inventories for Use	Prepaid Expenses	Total Non-Financial Assets			
-	(1,531)	(9,211)	-	-	(64,126)	523,870	1,274,970	-	12,536	1,287,506	1,811,376	118	
-	-	(40,979)	(39,752)	-	(141,872)	700,997	1,398,939	2,210	3,954	1,405,103	2,106,100	119	
-	(39,242)	(33,565)	(124,192)	-	(343,775)	1,225,344	1,993,675	6,906	9,638	2,010,219	3,235,563	120	
(1,243)	(1,913)	(785)	-	-	(41,969)	242,296	538,298	-	5,412	543,710	786,006	121	
(51,489)	-	-	(154,878)	-	(421,317)	(251,372)	2,285,987	-	3,037	2,289,024	2,037,652	122	
-	(14,027)	-	-	-	(1,500,613)	4,758,485	8,052,591	92,998	36,864	8,182,453	12,940,938	123	
-	(51)	-	(171,020)	(180,000)	(388,240)	173,505	3,045,930	-	5,360	3,051,517	3,225,022	124	
(60,599)	(2,575)	-	(172,362)	-	(480,501)	1,407,113	5,115,147	32,234	21,351	5,168,732	6,575,845	125	
-	-	(38,041)	(37,563)	-	(615,551)	658,147	3,383,254	4,125	7,907	3,395,286	4,053,433	126	
-	-	-	-	-	-	-	-	-	-	-	-	127	
(9,550)	(167,004)	-	(686,715)	(455,728)	(1,518,386)	220,749	5,015,543	2,886	19,036	5,037,465	5,258,214	128	
-	-	(11,002)	-	-	(439,227)	233,525	2,115,478	444	7,913	2,123,835	2,357,360	129	
-	(2,849)	-	-	-	(8,099)	386,637	267,687	782	3,023	271,492	658,129	130	
(8,832)	(546)	(50,618)	(1,823,209)	-	(2,116,576)	(755,499)	5,688,365	9,723	7,612	5,705,700	4,950,201	131	
-	(12,568)	(8,334)	(715,604)	-	(803,426)	655,138	7,448,171	-	39,585	7,487,756	8,142,894	132	
-	-	-	(118,347)	-	(423,274)	158,085	1,016,413	1,440	4,673	1,022,526	1,180,611	133	
-	(212,247)	-	(148,473)	-	(1,082,167)	168,103	16,669,226	71	19,071	16,688,368	16,856,471	134	
-	(4,293)	(7,773)	(1,232,028)	-	(1,577,417)	(294,932)	5,990,259	21,494	10,657	6,022,410	5,727,478	135	
-	-	(10,367)	(315,087)	-	(388,893)	442,105	1,050,055	1,042	1,548	1,052,645	1,494,750	136	
-	(15,396)	-	(189,019)	-	(267,336)	702,268	2,744,106	-	18,532	2,762,638	3,464,906	137	
-	(472)	-	(60,247)	-	(282,793)	429,272	1,774,120	-	12,391	1,786,511	2,215,783	138	
-	-	-	(204,301)	(189,116)	(691,490)	1,872,671	1,016,238	-	-	1,016,238	2,888,909	139	
-	-	(3,184)	(137,523)	-	(687,575)	996,261	5,592,594	1,975	34,381	5,628,950	6,625,211	140	
-	(22,814)	-	(465,522)	-	(634,003)	1,735,776	5,294,977	-	13,397	5,308,374	7,044,150	141	
-	-	-	(100,141)	-	(149,727)	1,035,174	2,377,451	-	11,394	2,388,845	3,424,019	142	
-	-	(11,579)	(145,308)	-	(183,446)	658,982	1,435,119	5,723	59,776	1,500,618	2,159,600	143	
-	(34,884)	(61,250)	-	-	(378,691)	1,343,827	1,343,827	29,638	7,110	1,380,575	1,184,215	144	
-	(411,635)	-	(843,894)	-	(1,462,327)	(614,377)	5,200,024	97	17,349	5,217,470	4,603,093	145	
-	(486)	-	(26,400)	-	(63,269)	840,703	525,327	2,039	3,071	530,437	1,371,140	146	
-	-	-	(342,195)	(200,000)	(1,173,004)	580,750	7,327,488	227	9,463	7,337,178	7,917,928	147	
-	-	(11,224)	(621,215)	-	(738,272)	105,799	4,254,172	1,981	8,973	4,265,126	4,370,925	148	
-	(4,387)	-	(7,634)	-	(307,284)	906,169	1,787,074	2,462	8,275	1,797,811	2,703,980	149	
-	-	-	(315,740)	(45,301)	(364,621)	90,037	5,464,724	-	13,940	5,478,664	5,568,701	150	
-	(6,266)	-	(103,055)	-	(173,470)	429,483	1,787,638	-	10,508	1,820,022	2,249,505	151	
-	(354)	-	(1,928,760)	-	(2,314,822)	266,528	15,422,947	-	32,745	15,455,692	15,722,220	152	
-	(1,080)	-	(16,865)	-	(316,169)	240,121	2,125,255	6,369	12,111	2,143,735	2,383,856	153	
-	-	-	(875,514)	-	(1,037,626)	481,371	3,984,341	3,674	4,925	3,992,940	4,474,311	154	
-	-	-	(150,214)	-	(245,597)	106,565	1,043,745	-	3,801	1,047,546	1,154,111	155	
-	(76,261)	-	-	-	(115,268)	1,123,597	2,041,547	749	14,888	2,057,184	3,180,781	156	
-	(67,773)	(1,286)	(141,937)	-	(257,355)	1,151,243	3,073,100	84,106	5,488	3,162,694	4,313,937	157	
-	(3,600)	-	(162,817)	-	(827,405)	(320,909)	4,064,776	-	5,876	4,070,652	3,749,743	158	
-	(121,156)	-	(13,955)	(37,279)	(288,057)	1,099,667	5,089,435	45,991	12,079	5,147,505	6,247,172	159	
-	-	(90,000)	(4,499,519)	-	(4,916,279)	918,568	25,984,955	79,755	48,353	26,113,063	27,031,631	160	
-	(87,299)	(26,085)	(583,482)	-	(1,111,611)	282,677	6,421,193	-	20,766	6,441,959	6,724,635	161	
(381,845)	(75,500)	-	(2,083,848)	-	(3,533,423)	1,170,894	20,056,000	175,990	2,547	20,234,537	21,405,431	162	
(15,215)	(28,747)	(12,845)	(1,458,385)	(670,867)	(2,646,884)	(1,627,508)	5,450,724	88,341	22,145	5,561,210	3,933,702	163	
-	(37,080)	(2,119)	(33,217)	-	(542,881)	1,709,275	3,889,465	-	15,862	3,905,327	5,614,602	164	
-	(272,879)	-	(3,088,025)	-	(4,020,185)	(1,691,889)	13,575,459	68,692	22,796	13,666,947	11,975,058	165	
-	(360,076)	-	-	-	(1,312,114)	(265,577)	12,067,146	-	55,224	12,122,370	11,856,793	166	
-	-	-	(2,080,404)	-	(2,190,121)	373,398	2,190,121	-	-	7,592,651	7,592,651	167	
-	(74,640)	(26,520)	(758,301)	(8,902)	(4,051,914)	222,619	9,918,327	17,878	14,006	9,950,211	10,172,830	168	
-	(95,900)	(3,398)	(1,680,183)	-	(2,215,513)	2,791,882	11,104,856	-	29,166	11,134,022	13,925,904	169	
-	(4,220)	-	(2,312,246)	(2,652)	(2,866,506)	(192,603)	15,394,385	22,631	51,612	15,468,628	15,276,025	170	
-	(433,782)	(698,761)	(4,760,773)	(55,170)	(6,909,671)	3,067,984	30,623,328	-	44,223	30,667,551	33,735,535	171	
-	-	-	(1,240,594)	-	(2,355,913)	4,937,656	22,968,343	1,665	21,249	22,991,257	27,928,913	172	
-	-	-	-	-	-	-	-	-	-	-	-	173	
-	-	-	-	-	-	-	-	-	-	-	-	174	
(16,896)	-	-	(1,814,093)	(292,615)	(2,203,922)	(744,077)	9,661,800	-	19,915	9,681,715	8,937,638	175	
(72,980)	-	(58)	(2,136,548)	-	(2,573,914)	1,159,508	10,983,838	-	27,688	11,023,259	12,182,767	176	
(51,159)	(19,449)	(193,959)	(3,551,884)	(1,436,024)	(5,601,241)	(3,594,893)	19,190,989	11,733	25,168	19,306,738	15,711,845	177	
-	(190,637)	-	(631,402)	-	(1,176,828)	1,768,715	16,369,767	31,353	22,451	16,423,571	18,192,286	178	
-	(59,000)	-	(455,140)	-	(643,373)	278,707	2,445,159	-	3,581	2,448,740	2,727,447	179	
-	-	-	(2,494,565)	-	(2,920,810)	(407,901)	5,592,590	-	31,738	5,624,328	5,216,427	180	
-	(44,719)	-	(72,771)	-	(252,087)	1,146,858	4,044,286	-	30,619	4,074,905	5,221,763	181	
(35,279)	(301,877)	-	(2,686,807)	(267,439)	(5,241,476)	(2,201,551)	36,082,437	-	5,882	36,088,319	33,886,768	182	
(217,131)	(275,080)	(34,349)	(2,344,428)	(11,359,588)	(15,432,776)	(9,506,398)	35,119,473	351,721	59,587	35,530,781	26,024,383	183	
(9,604)	(119,907)	(17,542)	(103,595)	(2,334)	(473,969)	1,235,444	2,713,391	800	8,281	2,722,472	3,957,916	184	
-	(112,695)	(19,104)	(5,737,024)	-	(6,952,015)	3,255,624	29,035,662	99,057	102,685	29,237,404	32,493,028	185	
-	(217,891)	-	(1,083,877)	-	(1,377,064)	794,110	2,881,808	20,098	25,699	2,927,605	3,721,715	186	
(1,879,606)	(1,903,721)	(847,283)	(31,992,273)	(1,339,992)	(52,940,125)	4,690,315	340,514,993	1,710,916	722,305	342,948,214	347,638,529	187	
(382,636)	(87,342)	(247,447)	(880,483)	-	(4,319,661)	5,678,892	47,912,042	209,713	132,627	48,254,382	53,933,274	188	
-	(68,561)	-	(9,570,427)	-	(15,064,938)	(10,066,223)	55,746,160	819,087	72,551	56,637,798	46,571,575	189	
(45,703)	(1,764,742)	(7,654)	(5,710,283)	-	(8,153,058)	667,219	48,392,712	51,324	14,017	48,458,053	49,125,272	190	
-	(87,663)	(38,074)	(15,495,850)	-	(21,125,157)	9,266,347	68,865,635	278,474	261,690	69,405,799	78,672,146	191	
-	(580,021)	(696,703)	(8,661,298)	(722,724)	(12,798,637)	3,319,313	48,448,958	37,106	48,069	48,534,133	51,853,446	192	
-	(3,990,518)	(2,121,215)	(9,527,870)	(116,212)	(19,148,005)	2,447,735	159,013,880	-	98,766	159,112,646	161,560,381	193	
-	(1,834,088)	(261,743)	(5,618,220)	(35,362)	(8,813,259)	(1,669,535)	29,557,298	-	89,137	29,942,703	28,273,168	194	
-	(1,553,350)	-	(13,117,161)	(252,557)	(22,605,711)	(6,984,668)	61,121,782	357,984	184,786	61,664,552	54,679,884	195	
-	(197,058)	(12,860)	(8,140,365)	(35,805)	(11,217,515)	3,103,848	83,016,156	1,058,356	6,017	84,080,529	87,184,377	196	
(3,239,767)	(16,035,290)	(5,725,478)	(168,996,827)	(17,705,667)	(285,023,592)	39,707,851	1,458,504,264	6,263,012	2,880,858	1,467,648,133	1,507,355,984		
(184,791,000)	(52,115,000)	(36,176,000)	(935,595,000)	(62,488,000)	(1,534,092,000)	(509,896,000)	5,844,504,000	18,706,000	7,026,000	5,870,236,000	5,360,340,000	197	

(296,323)	(3,652,133)	(1,681,354)	(8,246,283)	(940,104)	(25,706,219)	63,077,631	142,170,682	2,737,804	732,058	145,640,544	208,718,175	
(322,950)	(6,662,773)	(638,827)	(60,313,296)	(1,652,540)	(99,091,317)	87,798,483	486,586,892	4,120,137	1,717,250	492,424,279	580,222,762	
(1,076,557)	(5,908,039)											

#	Rural Municipalities	Type	Revenue									
			Property Taxes	Grants in Lieu of Taxation	User Fees	Permits, Licenses & Fines	Investment Income	Other Revenue	Water & Sewer	Grants Province of Manitoba	Grants Other	Total Revenue
Populations under 1,000												
1	Albert	RM	824,202	7,919	18,787	-	11,005	19,892	-	380,791	60,096	1,322,692
2	Archie	RM	1,185,721	21,790	22,343	1,046	28,386	96,650	30,705	1,069,104	28,117	2,483,862
3	Arthur	RM	1,834,766	9,669	101,209	-	11,431	42,546	219,746	665,945	444,193	3,229,505
4	Birtle	RM	1,062,108	11,197	396,920	3,715	576,902	28,235	7,093	58,339	78,042	2,322,551
5	Blanshard	RM	1,086,978	4,266	39,191	8,024	8,136	129,411	126,823	371,117	48,208	1,822,154
6	Brenda	RM	3,670,734	8,639	126,803	627	54,841	51,208	172,004	219,861	553,142	4,857,859
7	Cameron	RM	721,501	26,068	25,945	1,525	11,736	27,738	-	129,525	80,049	1,024,087
8	Clanwilliam	RM	628,229	7,057	81,239	13,404	12,430	40,659	-	230,907	75,716	1,089,641
9	Daly	RM	1,023,513	9,872	25,724	2,720	10,042	105,000	47,738	488,943	81,270	1,794,822
10	Edward	RM	2,473,594	3,171	137,910	110	12,008	59,312	44,207	2,819,540	75,177	5,625,029
11	Elice	RM	421,134	72,061	39,870	-	11,041	14,339	-	160,091	31,460	749,996
12	Eriksdale	RM	658,236	26,661	58,693	15,775	20,150	114,101	580	131,535	231,915	1,257,646
13	Ethelbert	RM	442,334	30,837	69,181	35	14,192	65,551	-	146,209	28,187	796,526
14	Gilbert Plains	RM	1,612,560	67,101	159,518	3,041	33,489	73,899	197,835	1,539,553	156,153	3,843,149
15	Glenella	RM	598,805	5,316	55,891	65	1,433	24,963	38,248	67,093	45,201	837,015
16	Glenwood	RM	987,430	14,657	295,779	8	25,028	46,342	-	77,067	139,939	1,586,250
17	Grandview	RM	1,585,881	83,661	164,686	474	7,307	49,589	74,893	282,889	152,708	2,402,088
18	Hamiota	RM	1,043,319	7,863	161,815	8,024	15,656	50,059	-	91,507	118,528	1,496,771
19	Harrison	RM	1,316,946	15,253	43,677	7,888	23,955	183,982	269,153	122,058	45,068	2,027,980
20	Hillsburg	RM	416,089	11,037	215,435	-	4,902	25,667	-	27,552	79,571	780,253
21	Lakeview	RM	448,771	16,905	116,650	1,086	2,016	70,933	43,549	317,361	16,364	1,033,635
22	Langford	RM	827,069	18,665	211,157	6,518	17,976	47,328	168,444	81,723	73,693	1,452,573
23	Lansdowne	RM	970,225	4,996	58,790	8,452	13,486	27,066	221,914	68,289	53,473	1,426,691
24	Lawrence	RM	630,532	6,204	140,915	1,077	3,355	112,408	-	116,060	106,985	1,117,536
25	Louise	RM	1,599,988	6,521	122,965	6,018	25,044	110,937	-	161,142	238,821	2,271,436
26	McCreary	RM	570,866	8,064	107,660	-	6,020	43,136	-	43,901	43,552	823,199
27	Miniota	RM	1,533,449	17,319	663,795	8,594	43,933	62,477	3,686	918,605	57,196	3,309,054
28	Minitonas	RM	1,433,446	20,200	597,881	661	16,859	38,505	-	966,697	64,980	3,139,229
29	Minto	RM	741,220	3,955	81,804	7,440	18,851	41,643	-	99,263	85,435	1,079,611
30	Morton	RM	1,457,973	59,596	145,569	3,152	2,047	95,753	-	137,821	203,920	2,105,831
31	Mossey River	RM	447,547	10,888	75,837	554	6,637	16,747	-	246,667	165,766	970,643
32	Mystery Lake	LGD	34,397	29,333	1,036,956	1,000	44,933	(158,108)	-	-	406,710	1,395,221
33	Ochre River	RM	1,150,030	25,065	96,061	238	3,651	32,758	21,408	407,856	68,096	1,805,163
34	Odanah	RM	686,710	24,797	90,477	6,024	23,938	26,522	157,964	134,562	71,095	1,222,089
35	Park	RM	1,826,968	19,026	293,984	48,749	57,805	20,462	38,417	298,556	68,911	2,672,878
36	Riverside	RM	937,182	9,907	89,463	6,414	12,083	10,830	52,008	64,849	65,699	1,248,435
37	Roblin	RM	1,068,805	5,425	36,669	-	8,424	24,787	-	695,724	102,287	1,942,121
38	Rosburn	RM	906,755	8,464	93,185	-	16,764	196,762	-	177,059	52,385	1,451,374
39	Russell	RM	1,078,647	45,718	142,045	10,021	11,648	132,676	-	73,509	192,039	1,686,303
40	Saskatchewan	RM	1,084,400	1,887	92,704	8,024	31,561	32,830	-	135,501	43,777	1,430,684
41	Shellmouth-Boulton	RM	1,333,701	61,679	168,999	2,368	16,412	138,073	161,317	748,131	112,733	2,743,413
42	Sifton	RM	1,589,311	45,891	139,294	14,632	33,314	50,893	-	348,304	103,506	2,325,145
43	Silver Creek	RM	653,133	8,541	87,336	4	7,292	34,578	38,745	226,909	95,124	1,151,662
44	South Cypress	RM	838,714	219,006	154,318	19,923	11,124	284,960	-	96,329	171,145	1,795,519
45	St. Rose	RM	812,411	7,325	169,941	85	12,709	149,999	61,129	169,576	106,162	1,488,737
46	Strathclair	RM	1,128,701	17,875	127,303	148	11,318	79,775	141,903	175,825	140,880	1,823,728
47	Strathcona	RM	1,176,908	8,283	42,985	4,938	18,333	67,345	117,325	57,150	39,727	1,532,994
48	Victoria Beach	RM	1,822,053	9,493	261,345	17,641	15,212	68,710	166,353	232,837	21,177	2,614,821
49	Whitewater	RM	885,218	13,848	149,579	-	14,347	22,057	98,113	153,314	74,611	1,411,087
50	Winchester	RM	1,370,888	10,761	119,065	136	11,617	60,354	29,796	415,974	136,453	2,155,044
51	Woodworth	RM	1,160,143	13,840	67,413	-	17,734	261,578	685,593	559,543	57,544	2,823,388
Populations 1,000 - 5,000												
52	Alexander	RM	3,656,730	161,545	504,564	144,961	42,142	155,022	118,117	546,773	153,448	5,483,302
53	Alonsa	RM	720,584	151,898	197,552	860	4,642	195,680	-	1,254,283	288,908	2,814,407
54	Argyle	RM	1,499,789	2,814	119,705	7,500	31,416	40,674	227,082	204,338	87,270	2,220,588
55	Armstrong	RM	1,105,227	81,585	167,215	691	43,446	56,973	-	474,709	101,392	2,031,038
56	Bifrost	RM	2,345,174	45,903	333,695	-	10,331	132,797	-	506,831	323,319	3,698,050
57	Brokenhead	RM	3,653,371	53,492	323,488	58,782	12,942	169,866	369,883	468,520	328,305	5,438,649
58	Cartier	RM	2,989,943	40,201	220,984	46,337	36,286	(6,111)	1,616,723	242,818	162,194	5,349,375
59	Coldwell	RM	1,091,691	60,321	48,398	12,777	5,547	44,278	26,613	336,350	325,402	1,951,377
60	Cornwallis	RM	1,236,535	222,699	353,424	86,799	78,919	45,426	41,243	642,110	248,594	2,955,749
61	Dauphin	RM	3,262,547	95,981	638,505	9,188	41,798	164,610	-	424,121	668,051	5,304,801
62	De Salaberry	RM	2,508,698	23,265	296,477	64,650	20,348	135,031	298,032	427,077	260,375	4,033,953
63	Dufferin	RM	2,810,835	31,421	280,194	3,284	19,775	58,094	1,039,927	228,077	341,691	4,813,298
64	Elton	RM	1,057,906	67,037	126,983	20,233	25,721	71,654	358,944	240,369	80,827	2,694,651
65	Fisher	RM	1,209,831	67,149	90,559	625	15,670	123,244	130,347	1,745,244	385,468	2,148,389
66	Franklin	RM	2,352,633	35,414	207,182	21,920	11,744	60,417	664,402	242,107	116,790	3,712,609
67	Grahamdale	RM	1,102,209	166,852	118,009	14,076	40,487	100,507	-	767,773	70,125	2,380,038
68	Grey	RM	2,839,472	54,241	173,255	29,382	25,692	37,840	2,185,147	398,543	107,814	5,851,386
69	Headingley	RM	3,396,093	320,201	372,035	207,353	126,341	3,279,471	1,820,068	1,837,085	192,070	11,550,717
70	Kelsey	RM	-	-	-	-	-	-	-	-	-	-
71	Killarney-Turtle Mountain	M	3,662,037	54,921	753,050	22,141	35,569	353,469	684,288	716,415	270,105	6,551,959
72	Lac du Bonnet	RM	3,400,732	344,734	379,882	1,817	95,910	194,704	3,517	347,146	179,217	4,947,659
73	Lorne	RM	2,233,258	1,572	338,182	19,226	23,461	593,907	126,602	182,592	420,541	3,939,341
74	Montcalm	RM	1,905,880	29,123	327,913	20,714	47,172	1,057,317	487,740	147,729	153,095	4,176,683
75	Morris	RM	3,644,654	18,684	593,203	19,131	60,609	234,090	1,511,759	304,503	194,729	6,581,362
76	Mountain	RM	1,141,671	94,328	145,816	2,119	40,338	52,254	159,545	588,541	276,672	2,501,284
77	North Cypress	RM	1,866,113	623,856	365,059	22,725	51,201	68,497	-	1,241,979	165,215	3,377,645
78	North Norfolk	RM	2,230,815	26,061	361,955	16,733	50,989	65,033	472,838	508,784	195,005	3,928,213
79	Oakland	RM	1,146,005	10,203	95,279	11,563	13,280	58,372	-	271,897	190,250	1,796,849
80	Pembina	RM	2,703,425	12,759	94,615	142	16,952	183,974	1,150	1,056,504	143,206	4,212,727
81	Piney	RM	891,423	38,519	255,367	1,081	48,518	105,981	-	436,524	100,412	1,877,285
82	Pipestone	RM	4,941,398	18,185	396,661	13,630	193,704	3,387,843	350,056	1,745,159	139,353	11,185,989
83	Reynolds	RM	538,674	58,071	129,105	-	60,307	56,515	-	309,149	139,640	1,291,461
84	Rhineland	RM	3,239,102	25,829	404,690	21,647	77,580	48,840	1,196,860	1,584,614	441,330	7,040,492
85	Roland	RM	1,193,698	17,225	28,839	5,036	26,100	57,329	224,199	62,282	54,425	1,669,133
86	Rosedale	RM	1,000,842	45,023	102,831	26,391	30,761	70,271	35,811	192,725	6,186	1,510,841
87	Rosser	RM	2,274,043	136,731	637,001	102,141	72,704	52,436	1,179,416	98,699	8	

Expenses										Surplus (Deficit)	Accumulated Surplus (Deficit), End of Year	#
General Government Services	Protective Services	Transportation Services	Environmental Health Services	Public Health & Welfare Services	Regional Planning & Development	Resource Conservation & Industrial Development	Recreation & Cultural Services	Water & Sewer	Total Expenses			
(198,115)	(421,368)	(740,124)	(34,537)	(1,706)	(1,949)	(19,236)	(56,965)	-	(1,474,000)	(151,308)	2,135,231	1
(342,557)	(71,296)	(1,625,155)	(12,230)	(3,177)	(7,502)	(58,901)	(25,010)	(27,998)	(2,173,826)	(310,036)	3,814,598	2
(379,431)	(653,938)	(802,643)	(27,898)	(49,908)	(18,994)	(66,030)	(401,644)	(293,025)	(2,693,511)	(635,994)	5,836,444	3
(262,602)	(54,591)	(1,206,399)	(41,929)	(11,065)	(1,796)	(87,375)	(234,705)	(10,382)	(1,910,844)	(311,707)	5,630,722	4
(277,454)	(43,004)	(902,908)	(83,652)	(11,070)	(46,345)	(102,184)	(67,189)	(122,901)	(1,656,707)	(165,447)	4,573,460	5
(316,899)	(94,695)	(1,712,027)	(62,431)	(12,874)	(2,798)	(77,657)	(130,387)	(356,146)	(2,765,914)	(2,091,945)	9,804,910	6
(174,185)	(91,569)	(534,904)	(25,930)	(4,027)	(16,475)	(151,014)	(84,704)	-	(1,082,808)	(58,721)	2,506,010	7
(213,027)	(58,496)	(379,411)	(54,839)	(3,360)	(20,028)	(11,013)	(69,505)	-	(809,679)	(279,962)	2,210,752	8
(315,183)	(57,620)	(1,030,375)	(36,059)	(3,507)	(23,613)	(63,685)	(81,035)	(61,641)	(1,672,718)	(122,104)	2,028,336	9
(366,745)	(96,842)	(3,760,507)	(111,737)	(17,696)	(8,333)	(85,479)	(155,603)	(100,919)	(4,703,861)	(921,168)	6,788,577	10
(155,213)	(183,700)	(375,091)	(11,509)	(853)	(3,252)	(20,769)	(6,486)	-	(756,873)	(6,877)	2,397,100	11
(256,035)	(92,804)	(449,865)	(215,878)	(58,315)	(42,843)	(47,734)	(157,485)	(13,535)	(1,334,494)	(76,848)	2,326,247	12
(245,631)	(39,544)	(566,305)	(41,305)	(4,336)	(3,201)	(68,620)	(4,400)	-	(973,342)	(176,816)	4,040,297	13
(441,355)	(58,356)	(2,268,835)	(102,130)	(103,474)	(9,017)	(60,659)	(313,471)	(426,910)	(3,784,207)	(58,942)	10,140,696	14
(158,859)	(23,665)	(452,867)	(32,154)	(3,960)	(1,560)	(23,099)	(76,373)	(33,957)	(806,494)	(30,521)	1,072,770	15
(331,488)	(36,623)	(441,915)	(68,201)	(204,176)	(97,162)	(53,949)	(219,273)	-	(1,452,787)	(53,949)	2,284,219	16
(389,275)	(117,469)	(1,229,334)	(50,605)	(125,648)	(5,077)	(46,187)	(264,269)	(154,106)	(2,381,970)	(20,118)	7,028,925	17
(316,578)	(46,613)	(923,492)	(8,845)	(20,359)	(42,574)	(203,786)	(183,930)	-	(1,746,177)	(249,406)	2,074,884	18
(297,538)	(82,125)	(103,186)	(370)	(49,840)	(55,000)	(19,508)	(1,561,988)	(215,427)	(1,561,988)	(465,992)	5,181,827	19
(175,302)	(24,862)	(394,858)	(10,372)	(18,609)	(13,546)	(17,571)	(94,261)	-	(749,381)	(30,872)	850,701	20
(224,768)	(14,413)	(154,186)	(30,391)	-	(16,872)	(34,337)	(30,807)	(105,918)	(1,031,692)	1,943	2,164,236	21
(179,329)	(59,448)	(678,492)	(97,413)	(10,315)	(12,689)	(110,597)	(55,916)	(130,659)	(1,334,858)	(117,715)	5,315,249	22
(264,122)	(20,245)	(694,155)	(40,936)	(12,425)	(4,047)	(36,265)	(53,512)	(379,150)	(1,504,857)	(78,166)	6,538,979	23
(255,408)	(39,887)	(512,225)	(71,322)	(200)	(10,735)	(53,425)	(113,727)	-	(1,056,929)	(60,607)	2,797,606	24
(302,109)	(84,873)	(1,060,421)	(369,629)	(57,107)	(2,953)	(174,274)	(206,027)	-	(2,257,393)	(14,043)	4,574,967	25
(171,609)	(27,818)	(394,589)	(34,180)	(2,796)	(6,553)	(80,863)	(105,555)	-	(806,963)	(16,236)	1,305,457	26
(585,818)	(70,152)	(1,205,496)	(127,028)	(15,602)	(81,171)	(70,406)	(67,398)	(32,601)	(2,255,657)	(1,053,397)	6,912,444	27
(304,780)	(56,035)	(2,586,004)	(63,177)	(48,349)	(7,744)	(116,988)	(116,988)	-	(3,236,617)	(97,388)	3,830,426	28
(195,877)	(29,806)	(496,342)	(63,749)	(1,969)	(56,646)	(37,854)	(90,325)	-	(972,568)	(107,043)	2,313,960	29
(288,782)	(71,913)	(1,292,589)	(77,811)	(24,598)	(5,736)	(154,558)	(460,309)	-	(2,376,296)	(270,465)	7,013,925	30
(198,569)	(266,696)	(490,139)	(34,947)	(1,007)	(7,133)	(36,982)	(12,126)	-	(1,047,599)	(76,956)	1,968,295	31
(23,398)	-	(1,006)	(674,009)	-	-	-	-	-	(698,413)	(696,808)	4,419,708	32
(318,707)	(579,673)	(563,603)	(68,089)	(971)	(20,509)	(170,427)	(41,810)	(26,615)	(1,790,404)	(14,759)	3,260,174	33
(195,922)	(25,883)	(527,065)	(45,841)	(4,259)	(22,399)	(35,377)	(71,978)	(184,008)	(1,112,732)	(109,357)	5,104,982	34
(484,494)	(84,445)	(770,030)	(235,022)	(12,262)	(125,545)	(38,584)	(82,472)	(74,644)	(1,907,498)	(765,380)	7,370,428	35
(249,347)	(92,658)	(698,617)	(54,087)	(522)	(26,832)	(113,959)	(49,853)	(108,016)	(1,393,891)	(145,456)	4,141,336	36
(337,619)	(57,415)	(1,179,012)	(43,289)	(8,463)	(350)	(85,475)	(288,741)	-	(2,000,364)	(58,243)	4,706,861	37
(300,935)	(61,951)	(604,737)	(49,466)	(22,040)	(1,500)	(67,422)	(115,303)	-	(1,223,354)	(228,020)	3,534,177	38
(308,953)	(182,095)	(757,193)	(45,157)	(9,558)	(8,594)	(160,929)	(187,399)	-	(1,659,878)	(26,425)	2,778,479	39
(316,457)	(35,416)	(668,847)	(24,686)	(712)	(43,064)	(19,488)	(33,325)	-	(1,143,995)	(286,689)	3,012,460	40
(347,977)	(81,335)	(1,009,928)	(39,865)	(1,682)	-	(173,265)	(47,229)	(170,831)	(1,872,112)	(871,301)	7,557,538	41
(443,006)	(341,812)	(733,790)	(89,622)	(582)	(20,733)	(158,745)	(88,257)	-	(1,876,547)	(448,598)	3,766,913	42
(276,254)	(65,259)	(688,993)	(24,032)	(602)	(7,934)	(72,026)	(54,373)	(90,534)	(1,280,007)	(128,345)	2,775,914	43
(404,069)	(79,682)	(610,641)	(57,601)	(14,200)	(34,517)	(115,892)	(184,944)	-	(1,501,546)	(293,973)	2,231,931	44
(282,762)	(66,181)	(568,298)	(59,653)	(50,991)	(5,188)	(81,871)	(300,108)	(70,475)	(1,485,527)	3,210	2,733,405	45
(321,861)	(60,233)	(873,491)	(109,643)	(12,481)	(29,033)	(31,060)	(159,174)	(159,496)	(1,756,472)	(67,256)	3,952,662	46
(363,730)	(46,452)	(580,153)	(96,606)	(3,569)	(20,395)	(30,684)	(64,590)	(138,610)	(1,344,789)	(188,205)	4,169,522	47
(488,344)	(648,781)	(429,517)	(175,432)	(4,638)	(451,315)	-	(162,677)	(313,014)	(2,673,718)	(58,897)	4,481,498	48
(372,192)	(57,945)	(505,577)	(64,597)	(2,540)	(51,718)	(91,855)	(105,931)	(87,940)	(1,340,295)	(70,792)	2,378,553	49
(400,675)	(418,643)	(837,567)	(36,310)	(58,139)	(4,273)	(89,973)	(2,544,516)	(36,487)	(2,154,516)	(528)	3,829,685	50
(336,852)	(91,690)	(1,383,665)	(111,418)	(8,132)	(59,242)	(133,177)	(86,920)	(177,449)	(2,388,545)	(434,843)	5,049,699	51
(1,082,626)	(651,269)	(1,839,023)	(439,969)	(36,683)	(118,044)	(6,000)	(245,968)	(114,282)	(4,533,864)	(949,438)	11,330,721	52
(304,037)	(1,050,535)	(933,170)	(124,753)	(68,286)	(16,649)	(91,641)	(70,845)	-	(2,659,916)	(154,491)	2,968,749	53
(342,768)	(74,956)	(1,003,192)	(93,944)	(8,009)	(32,733)	(115,314)	(102,109)	(183,791)	(1,956,816)	(263,772)	6,677,763	54
(360,677)	(196,387)	(1,013,105)	(139,663)	(11,293)	(25,019)	(61,419)	(1,501)	-	(1,809,063)	(221,975)	5,371,243	55
(544,759)	(191,553)	(1,605,538)	(122,365)	(3,656)	(52,701)	(240,820)	(419,907)	-	(3,181,299)	(516,751)	4,867,248	56
(940,576)	(203,683)	(1,923,255)	(116,212)	(108,507)	(93,258)	(237,626)	(280,148)	(593,616)	(4,496,913)	(941,736)	16,374,983	57
(772,986)	(342,036)	(1,554,654)	(196,517)	(53,526)	(18,431)	(136,896)	(204,456)	(1,126,866)	(4,406,368)	(943,007)	15,067,986	58
(273,781)	(90,533)	(755,490)	(347,498)	(15,015)	(79,181)	(47,572)	(119,594)	(77,110)	(1,805,774)	(145,603)	3,496,537	59
(429,980)	(613,306)	(1,053,288)	(251,888)	(8,062)	(208,969)	(13,334)	(2,788)	(8,782)	(2,590,397)	(365,352)	6,751,086	60
(800,881)	(202,109)	(2,470,068)	(135,294)	(286,188)	(25,677)	(342,873)	(1,071,370)	-	(5,334,460)	(29,659)	17,676,050	61
(794,868)	(228,755)	(1,509,612)	(214,118)	(4,079)	(77,360)	(109,967)	(323,534)	(319,843)	(3,582,136)	(451,817)	7,791,713	62
(1,001,044)	(128,202)	(1,359,968)	(8,108)	(183,583)	-	(243,599)	(660,809)	(1,123,210)	(4,685,523)	(127,775)	28,702,920	63
(327,472)	(197,803)	(556,998)	(158,782)	(1,654)	(93,449)	(28,884)	(6,092)	(438,243)	(1,809,377)	(885,274)	8,383,885	64
(651,188)	(156,012)	(570,665)	(92,862)	(29,342)	(88,509)	(14,325)	(53,347)	(231,981)	(1,888,231)	(260,158)	5,114,677	65
(612,337)	(223,209)	(1,576,782)	(174,207)	(36,613)	(25,348)	(63,882)	(69,336)	(405,050)	(3,186,764)	(525,845)	6,084,777	66
(473,204)	(129,033)	(1,547,900)	(113,923)	(15,197)	-	(56,903)	(16,176)	-	(2,352,336)	(27,702)	4,909,243	67
(630,835)	(134,199)	(1,803,465)	(223,546)	(2,814)	(2,805)	(100,099)	(83,623)	(1,580,994)	(4,562,380)	(1,289,006)	19,091,419	68
(1,086,314)	(311,090)	(1,253,313)	(163,640)	(77)	(178,365)	(569,891)	(603,804)	(2,797,612)	(6,964,106)	(4,586,611)	39,094,131	69
(594,909)	(557,900)	(980,906)	(426,126)	(91,382)	(82,753)	(454,283)	(1,729,589)	(957,030)	(5,874,878)	(677,117)	22,012,201	71
(916,166)	(243,980)	(2,795,664)	(338,385)	(20,644)	(132,655)	(128,282)	(290,083)	(5,244)	(4,871,103)	(76,556)	13,821,532	72
(429,681)	(135,341)	(1,946,301)	(132,449)	(1,303)	(59,029)	(367,237)	(117,040)	(191,868)	(3,380,249)	(559,092)	10,793,787	73
(505,969)	(144,583)	(1,223,889)	(101,833)	(172,191)	(3,371)	(65,453)	(654,939)	(507,259)	(3,379,487)	(797,196)	10,640,352	74
(834,953)	(253,387)	(2,605,581)	(203,666)	(3,466)	(35,500)	(70,831)	(358,111)	(1,211,744)	(5,575,239)	(1,006,123)	30,081,650	75
(494,920)	(138,964)	(802,104)	(166,069)	(23,748)	(46,010)	(88,826)	(66,157)	(218,672)	(2,045,470)	(455,814)	5,064,575	76
(453,943)	(51,363)	(1,429,774)	(270,101)	(62,156)	(46,299)	(84,611)	(70,873)	-	(3,101,120)	(276,525)	10,295,624	77
(501,116)	(108,154)	(1,512,597)	(117,820)	(9,792)	(11,099)	(175,831)	(491,150)	(657,716)	(3,585,275)	(342,938)	14,940,509	78
(346,016)	(46,687)	(901,591)	(89,266)	(9,801)	(8,417)	(24,686)	(79,012)	-	(1,505,476)	(291,373)	2,510,473	79
(394,210)	(175,186)	(1,887,876)	(188,130)	(14,343)	-	(113,821)	(98,454)	(21,989)	(2,894,009)	(1,318,718)	7,320,552	80
(421,182)	(261,165)	(694,173)	(152,933)	(14,916)	(12,09							

#	Urban Municipalities	Type	Revenue									
			Property Taxes	Grants in Lieu of Taxation	User Fees	Permits, Licenses & Fines	Investment Income	Other Revenue	Water & Sewer	Grants Province of Manitoba	Grants Other	Total Revenue
Populations under 1,000												
118	Benito	V	285,956	14,414	78,035	1,748	12,505	96,075	83,868	36,643	44,556	653,800
119	Binscarth	V	263,328	11,933	12,623	1,230	5,828	18,589	165,639	192,052	51,673	722,895
120	Birtle	T	732,088	54,921	138,259	2,906	13,946	61,231	333,303	376,003	106,994	1,819,651
121	Bowsman	V	156,090	22,305	20,073	930	2,996	4,870	55,134	30,611	25,654	318,663
122	Cartwright	V	311,257	6,692	27,461	-	3,583	24,882	95,018	81,547	54,824	605,264
123	Churchill	T	1,211,089	813,220	835,411	7,168	372,885	252,222	696,021	1,732,572	47,682	5,968,270
124	Crystal City	V	463,947	6,786	57,552	2,982	5,874	31,193	28,511	98,884	126,042	821,771
125	Deloraine	T	1,053,050	29,998	172,685	4,528	14,792	114,069	391,638	502,005	177,460	2,460,225
126	Dunnotar	V	1,469,990	7,941	72,184	144,288	10,903	5,414	-	578,782	96,152	2,385,654
127	Elkhorn	V	-	-	-	-	-	-	-	-	-	-
128	Emerson	T	714,438	277,388	178,218	4,411	6,594	45,821	427,674	291,257	42,517	1,988,318
129	Erickson	T	296,750	16,695	51,245	4,390	4,658	101,152	318,992	92,947	91,391	978,220
130	Ethelbert	V	167,951	10,605	54,499	-	472	10,227	161,747	21,812	22,187	449,500
131	Gilbert Plains	T	679,323	21,259	150,406	3,107	14,604	65,382	375,539	168,468	137,521	1,615,609
132	Gladstone	T	878,768	25,135	269,796	6,972	10,531	98,617	507,071	381,531	113,651	2,292,072
133	Glenboro	V	537,018	13,145	54,074	537	2,978	101,818	-	73,507	103,540	886,617
134	Grand Rapids	T	114,602	436,019	94,895	549	4,181	46,589	325,868	336,279	61,090	1,420,072
135	Grandview	T	740,031	50,095	245,880	3,707	14,066	109,820	325,625	249,397	99,602	1,838,223
136	Gretna	T	351,882	22,199	37,908	359	6,834	41,211	233,116	64,139	63,139	769,451
137	Hamiota	T	735,290	25,374	179,414	16,292	8,182	52,904	201,800	184,410	177,387	1,581,053
138	Hartney	T	362,031	11,413	243,948	2,053	4,294	152,897	179,504	131,871	176,317	1,264,328
139	Leaf Rapids	T	528,614	371,391	346,081	1,472	-	146,906	212,180	429	66,959	1,674,032
140	Lynn Lake	T	632,691	140,189	82,790	2,105	16,365	58,638	317,693	129,285	38,969	1,418,725
141	MacGregor	T	744,646	17,376	133,763	5,729	17,654	59,553	482,605	247,618	121,026	1,829,970
142	Manitou	T	723,451	20,435	106,422	1,209	6,750	303,060	299,757	211,664	108,062	1,780,810
143	McCreary	V	355,029	29,743	19,522	1,807	4,230	17,831	13,326	58,670	38,716	692,874
144	Minitonas	T	295,621	13,122	70,436	1,298	2,409	14,616	110,402	86,553	33,075	627,532
145	Notre-Dame-de-Lourdes	V	529,703	10,877	401,304	4,316	2,436	53,981	169,146	92,365	257,960	1,522,088
146	Oak Lake	T	247,867	16,777	16,851	2,642	9,216	17,546	194,477	133,782	47,119	686,277
147	Pilot Mound	T	658,145	20,823	137,329	984	16,987	336,551	2,388,034	122,879	209,242	3,890,974
148	Plum Coulee	T	620,344	51,799	152,428	19,821	4,336	9,046	347,461	225,880	84,242	1,515,537
149	Rapid City	T	257,071	4,943	64,401	4,873	13,443	459,056	375,074	41,882	54,952	1,275,695
150	Riverton	V	387,255	48,466	8,495	1,644	2,729	28,266	38,387	68,547	82,457	666,246
151	Rosburn	T	470,664	29,373	103,823	11	4,841	98,748	215,984	144,497	131,773	1,199,714
152	Snow Lake	T	1,131,861	833,369	243,113	28,431	16,632	97,208	508,099	676,289	256,085	3,791,087
153	Somerset	V	379,495	6,833	23,613	5,173	2,443	20,478	266,275	46,534	60,075	810,919
154	St. Claude	V	492,783	15,000	78,109	3,941	11,950	225,676	630,072	112,935	56,860	1,627,326
155	St. Lazare	V	210,784	30,207	7,163	214	3,090	7,921	31,930	59,366	21,566	372,241
156	Teherne	T	547,638	6,913	125,971	9,988	18,641	31,246	261,452	156,765	99,864	1,258,478
157	Waskada	V	228,121	2,975	487,294	30	20,130	339,705	195,471	70,334	102,051	1,446,111
158	Wawanesa	V	372,486	6,277	93,123	119	2,783	29,618	977,488	198,607	53,520	1,734,021
159	Winnipegosis	V	454,870	59,313	90,625	76	20,058	43,735	180,938	91,870	319,827	1,261,312
Populations 1,000 - 5,000												
160	Altona	T	3,898,499	53,355	1,309,105	46,932	74,394	105,434	2,326,581	943,962	521,056	9,279,318
161	Arborg	T	954,357	79,661	307,772	4,451	18,443	40,194	312,674	355,829	54,428	2,127,609
162	Beauséjour	T	2,492,104	121,011	983,505	6,876	64,771	57,563	699,672	824,045	282,406	5,531,953
163	Boissevain	T	1,277,789	47,410	193,729	5,869	1,090	72,014	468,345	382,162	298,858	2,747,266
164	Carberry	T	1,237,520	31,442	269,803	41,121	27,830	68,173	129,264	351,402	136,953	2,292,788
165	Carman	T	2,903,767	56,042	526,491	177,421	32,305	172,018	876,826	778,769	541,465	6,065,104
166	Gillam	T	348,587	5,927,100	435,979	13,377	4,455	294,551	413,742	306,907	108,194	7,847,662
167	Lac du Bonnet	T	1,334,784	189,135	41,231	3,808	28,795	26,670	527,580	243,047	54,990	2,450,040
168	Melita	T	1,101,982	19,607	250,113	22,820	12,697	104,805	556,674	2,472,367	245,571	4,785,636
169	Minnedosa	T	2,641,488	89,409	497,358	36,294	66,130	131,867	1,430,752	647,198	305,264	5,845,760
170	Morris	T	2,117,064	77,769	461,539	17,827	11,940	98,617	904,083	369,324	165,298	4,223,461
171	Neepawa	T	3,867,853	101,193	539,268	18,652	94,217	252,410	1,637,718	1,117,418	267,370	7,896,099
172	Niverville	T	2,704,357	22,510	307,422	44,432	71,181	1,134,344	831,148	752,566	442,489	6,310,449
173	Pinawa	LGD	-	-	-	-	-	-	-	-	-	-
174	Powerview-Pine Falls	T	-	-	-	-	-	-	-	-	-	-
175	Rivers	T	1,169,424	40,669	259,480	18,309	14,550	165,971	364,223	263,270	98,532	2,394,428
176	Roblin	T	1,518,439	53,077	320,984	6,646	39,968	93,724	532,243	365,725	394,341	3,325,147
177	Russell	T	1,742,449	72,051	497,373	5,183	11,814	303,711	592,373	367,242	430,127	4,022,323
178	Souris	T	1,532,712	52,639	747,064	10,716	14,714	143,714	558,998	5,388,821	176,836	8,626,214
179	St. Pierre-Jolys	V	893,703	30,811	110,287	10,325	7,526	60,832	45,341	296,912	298,895	1,754,632
180	Ste. Anne	T	1,617,667	34,672	572,775	85,255	24,963	173,760	26,641	665,024	214,105	3,414,862
181	Ste. Rose du Lac	T	686,009	43,776	293,408	7,324	25,286	128,178	258,580	313,165	156,158	1,911,884
182	Stonewall	T	2,948,501	32,387	1,007,400	58,707	23,982	128,997	585,869	941,026	380,248	6,107,117
183	Swan River	T	4,062,275	175,808	804,414	47,100	41,807	899,114	1,066,468	828,284	579,729	8,504,999
184	Teulon	T	715,880	14,578	234,251	2,266	20,344	79,034	259,455	146,173	156,074	1,567,004
185	Virten	T	3,696,990	126,437	2,280,694	88,507	147,388	622,343	734,703	723,268	402,592	8,822,922
186	Winnipeg Beach	T	1,471,428	17,967	116,328	20,820	53,056	47,277	106,160	200,051	134,206	2,167,293
Populations over 5,000												
187	Brandon	C	39,527,648	2,298,918	16,748,384	2,924,039	618,055	1,082,237	21,643,804	17,657,766	2,896,202	105,397,053
188	Dauphin	C	5,575,293	374,302	1,710,508	192,775	163,319	448,640	3,670,389	2,294,222	823,402	15,252,850
189	Flin Flon	C	5,063,491	4,724,630	718,394	928,377	29,006	596,377	2,484,901	1,721,001	337,540	16,603,717
190	Morden	C	6,981,090	221,425	1,716,414	235,580	113,960	125,667	2,624,445	1,635,560	189,324	14,342,965
191	Portage la Prairie	C	10,096,887	884,560	2,838,630	455,467	453,028	557,671	11,041,990	3,516,034	1,130,876	30,975,143
192	Selkirk	C	8,373,288	1,210,557	2,309,697	91,337	259,072	774,285	3,206,946	2,511,120	601,190	19,336,992
193	Steinbach	C	13,666,082	175,277	4,756,204	415,566	399,732	5,620,993	2,873,663	3,639,263	227,122	31,773,902
194	The Pas	T	5,664,437	968,852	2,200,861	39,502	72,710	691,117	2,037,347	1,252,447	838,053	13,765,326
195	Thompson	C	9,476,428	5,443,208	3,998,673	523,974	33,336	1,245,938	4,174,700	4,541,170	718,982	30,156,409
196	Winkler	C	9,697,837	82,505	3,700,639	148,429	273,794	2,774,655	6,304,410	2,064,013	643,596	25,689,878
Total Urban Municipalities			184,852,127	27,502,738	59,832,679	7,060,124	4,067,487	23,638,839	89,408,111	69,568,375	19,307,350	485,237,830
197	Winnipeg	C	617,749,000	23,052,000	210,999,000	62,615,000	35,693,000	142,819,000	244,762,000	303,067,000	75,780,000	1,716,536,000

Summary

Rural Municipalities:												
	Populations under 1,000		55,800,241	1,203,572	8,022,761	250,378	1,430,513	3,453,317	3,436,689	17,408,663	5,792,986	96,799,120
	Populations 1,000 - 5,000		108,123,315	4,022,314	13,690,349	1,861,346	2,083,928	13,916,517	20,649,256			

Expenses										Surplus (Deficit)	Accumulated Surplus (Deficit), End of Year	#
General Government Services	Protective Services	Transportation Services	Environmental Health Services	Public Health & Welfare Services	Regional Planning & Development	Resource Conservation & Industrial Development	Recreation & Cultural Services	Water & Sewer	Total Expenses			
(129,614)	(57,153)	(126,069)	(60,766)	(26,103)	(27,850)	(6,082)	(98,132)	(100,135)	(631,904)	21,896	1,811,376	118
(179,520)	(53,211)	(85,629)	(32,849)	(8,494)	(48,944)	(7,595)	(32,585)	(154,950)	(603,777)	(119,118)	2,106,100	119
(302,708)	(76,248)	(587,224)	(47,442)	(20,252)	(6,484)	(70,500)	(219,517)	(177,311)	(1,507,686)	311,965	3,235,563	120
(98,436)	(25,310)	(76,906)	(26,421)	(2,244)	(4,247)	(2,368)	(58,955)	(89,398)	(384,285)	(65,622)	786,006	121
(172,987)	(30,240)	(123,897)	(56,071)	(5,116)	(4,233)	(15,486)	(142,292)	(110,890)	(661,212)	(55,948)	2,037,652	122
(2,991,975)	(159,358)	(1,445,779)	(428,241)	(19,160)	-	(83,670)	(204,909)	(1,718,019)	(7,051,111)	(1,082,841)	12,940,938	123
(156,810)	(44,947)	(154,894)	(163,460)	(13,738)	(15,310)	(41,519)	(128,490)	(51,682)	(770,850)	50,921	3,225,022	124
(355,509)	(473,659)	(432,519)	(172,749)	(23,575)	(20,551)	(156,624)	(304,558)	(415,825)	(2,355,569)	104,656	6,575,845	125
(332,102)	(80,002)	(392,989)	(639,489)	(10,759)	(122,348)	(104,073)	(74,241)	(3,335)	(1,759,338)	626,316	4,053,433	126
-	-	-	-	-	-	-	-	-	-	-	-	127
(358,160)	(162,127)	(410,675)	(81,613)	(32,385)	(18,136)	(2,668)	(215,705)	(421,037)	(1,702,556)	285,812	5,258,214	128
(208,000)	(82,885)	(363,852)	(52,659)	(1,570)	(17,383)	(1,620)	(96,194)	(248,130)	(1,072,293)	(94,073)	2,357,360	129
(121,763)	(17,862)	(66,748)	(73,590)	(11,942)	(2,476)	(18,680)	(2,545)	(112,592)	(428,198)	21,302	658,129	130
(174,776)	(210,241)	(273,929)	(203,775)	(100,232)	(18,525)	(27,281)	(232,247)	(434,425)	(1,675,431)	(59,822)	4,950,201	131
(420,413)	(216,823)	(315,134)	(120,771)	(29,010)	(39,180)	(25,069)	(409,295)	(598,995)	(2,174,690)	117,382	8,142,894	132
(237,861)	(80,160)	(213,175)	(79,391)	(26,199)	(36,026)	(38,555)	(77,727)	(63,138)	(852,232)	34,385	1,180,611	133
(338,695)	(68,582)	(208,754)	(59,469)	(6,150)	(8,722)	-	(675,006)	(407,017)	(1,772,395)	(352,323)	16,856,471	134
(278,966)	(233,217)	(324,960)	(116,961)	(56,063)	(18,801)	(42,999)	(356,270)	(451,764)	(1,880,001)	(41,778)	5,727,478	135
(131,235)	(45,902)	(141,522)	(20,005)	(24,255)	(11,781)	(9,499)	(46,692)	(203,679)	(634,570)	134,881	1,494,749	136
(272,108)	(201,319)	(406,083)	(103,037)	(8,664)	(77,601)	(136,514)	(276,576)	(233,645)	(1,715,547)	(134,494)	3,464,906	137
(134,722)	(56,474)	(163,577)	(28,232)	(4,493)	(28,978)	(50,458)	(422,879)	(257,185)	(1,146,998)	117,330	2,215,783	138
(894,998)	(34,991)	(595,406)	(2,340)	-	(19,297)	-	(21,302)	(155,867)	(1,724,201)	(50,169)	2,888,909	139
(282,208)	(72,066)	(451,994)	(50,280)	-	(2,134)	(57,806)	(180,492)	(610,126)	(1,707,106)	(288,381)	6,625,211	140
(198,125)	(234,543)	(302,944)	(52,141)	(4,648)	(13,343)	(6,104)	(243,354)	(485,049)	(1,540,251)	289,719	7,044,152	141
(362,558)	(189,537)	(320,483)	(103,131)	-	(16,984)	-	(134,034)	(301,500)	(1,428,227)	352,583	3,424,019	142
(129,721)	(23,896)	(176,686)	(50,888)	(10,065)	(7,844)	(5,002)	(115,440)	(200,999)	(720,541)	(27,667)	2,159,600	143
(218,961)	(41,371)	(113,501)	(58,865)	(5,353)	(7,746)	(915)	(90,827)	(132,821)	(670,360)	(42,828)	1,184,215	144
(282,266)	(35,260)	(211,247)	(67,185)	-	(28,179)	(472,386)	(232,909)	(295,993)	(1,625,425)	(103,337)	4,603,093	145
(131,981)	(113,490)	(79,842)	(23,390)	(423)	(10,169)	(2,849)	(54,607)	(211,278)	(628,029)	58,248	1,371,140	146
(333,345)	(71,224)	(164,304)	(435,014)	(68,763)	(7,223)	(57,453)	(358,322)	(214,984)	(1,710,632)	2,180,342	7,917,928	147
(260,457)	(178,772)	(244,109)	(33,982)	(5,777)	(13,578)	(17,202)	(217,565)	(362,802)	(1,334,044)	181,493	4,370,925	148
(147,542)	(129,306)	(81,099)	(33,131)	(7,968)	(16,675)	(1,367)	(29,109)	(96,072)	(542,269)	733,426	2,703,980	149
(248,029)	(72,288)	(210,522)	(40,307)	(4,159)	(3,506)	(17,752)	(13,601)	(71,035)	(681,199)	(14,953)	5,568,701	150
(187,504)	(79,927)	(204,473)	(32,437)	(37,439)	(14,955)	(30,973)	(174,744)	(274,695)	(1,037,177)	162,537	2,249,505	151
(760,325)	(59,263)	(508,644)	(70,893)	(4,484)	(118,420)	(102,433)	(333,503)	(805,229)	(2,763,194)	1,027,893	15,722,219	152
(168,522)	(32,006)	(146,907)	(44,642)	(48,099)	(15,898)	-	(83,193)	(104,004)	(643,271)	167,648	2,383,856	153
(193,598)	(116,738)	(156,358)	(51,964)	(4,272)	-	(80,534)	(100,125)	(598,162)	(1,301,751)	325,575	4,474,311	154
(97,866)	(82,252)	(55,626)	(16,100)	(5,553)	(1,807)	(12,948)	(15,563)	(104,457)	(392,192)	(19,951)	1,154,111	155
(252,784)	(54,750)	(218,604)	(50,946)	(4,921)	(33,088)	(30,789)	(157,400)	(185,752)	(989,034)	269,444	3,180,781	156
(133,942)	(42,037)	(219,823)	(26,177)	(2,887)	(7,825)	(3,924)	(785,505)	(341,739)	(1,563,859)	(117,748)	4,313,937	157
(160,548)	(288,947)	(94,372)	(80,709)	(802)	(31,173)	(15,011)	(86,981)	(168,773)	(927,316)	806,705	3,749,743	158
(205,315)	(302,819)	(267,941)	(31,516)	(68,347)	(10,102)	(24,849)	(155,687)	(208,189)	(1,274,765)	(13,453)	6,247,172	159
(846,701)	(1,299,037)	(1,368,522)	(650,393)	(175,150)	(5,778)	(81,576)	(1,747,246)	(1,983,237)	(8,157,640)	1,121,678	27,031,631	160
(320,917)	(258,294)	(396,001)	(150,884)	(38,363)	(8,272)	(42,544)	(403,578)	(415,947)	(2,034,800)	92,809	6,724,635	161
(687,803)	(924,941)	(2,209,938)	(291,420)	(13,393)	(122,019)	(98,964)	(1,199,397)	(783,998)	(6,331,813)	(799,860)	21,405,431	162
(319,078)	(324,768)	(493,388)	(193,362)	(32,399)	(103,482)	(160,008)	(520,579)	(551,679)	(2,698,744)	48,523	3,933,702	163
(316,812)	(318,475)	(459,777)	(265,798)	(44,022)	(47,056)	(21,010)	(588,042)	(98,802)	(2,159,794)	132,994	5,614,602	164
(588,077)	(490,960)	(1,055,142)	(498,847)	(208,914)	(122,728)	(132,329)	(805,739)	(1,060,660)	(4,963,396)	1,101,708	11,975,058	165
(1,243,313)	(708,052)	(2,138,944)	(26,341)	(9,835)	(52,868)	-	(1,932,991)	(1,337,697)	(7,450,041)	397,621	11,856,793	166
(366,901)	(214,461)	(460,906)	(114,281)	(2,462)	(14,553)	(745)	(115,399)	(632,944)	(1,942,452)	507,588	7,592,651	167
(332,932)	(381,008)	(728,769)	(54,298)	(18,516)	(19,031)	(41,964)	(492,978)	(637,849)	(2,707,345)	2,078,291	10,172,830	168
(638,728)	(628,381)	(929,805)	(379,927)	(50,008)	(113,052)	(150,137)	(755,852)	(1,267,963)	(4,913,853)	931,907	13,925,904	169
(629,718)	(382,067)	(812,086)	(182,306)	(40,285)	(104,266)	(83,737)	(1,024,168)	(858,937)	(4,117,570)	105,891	15,276,025	170
(1,055,301)	(921,186)	(1,081,993)	(666,467)	(275,349)	(64,074)	(246,534)	(630,549)	(1,944,839)	(6,886,292)	1,009,807	33,735,535	171
(737,629)	(532,391)	(1,195,319)	(255,994)	(658)	(36,381)	(108,556)	(407,548)	(846,793)	(4,121,269)	2,189,180	27,928,913	172
-	-	-	-	-	-	-	-	-	-	-	-	173
-	-	-	-	-	-	-	-	-	-	-	-	174
(368,205)	(384,552)	(276,798)	(174,607)	(38,140)	(23,579)	(9,744)	(737,215)	(392,691)	(2,405,531)	(11,103)	8,937,638	175
(377,362)	(405,124)	(417,174)	(245,483)	(129,156)	(24,969)	(89,740)	(495,916)	(771,355)	(2,956,279)	368,868	12,182,767	176
(560,078)	(476,192)	(655,836)	(253,189)	(67,246)	(34,904)	(361,501)	(1,001,162)	(775,277)	(4,185,385)	(163,062)	15,711,845	177
(367,913)	(652,978)	(729,873)	(324,262)	(25,070)	(27,062)	(58,250)	(912,859)	(811,397)	(3,909,664)	4,716,550	18,192,286	178
(347,254)	(210,920)	(279,577)	(70,549)	(61,408)	(4,559)	(38,337)	(293,860)	(49,350)	(1,355,814)	398,818	2,727,447	179
(518,100)	(696,944)	(624,355)	(138,660)	(2,195)	(1,635)	(309,918)	(666,864)	(90,574)	(3,048,795)	366,067	5,216,426	180
(296,869)	(232,459)	(262,783)	(60,706)	(251,172)	(28,685)	(44,688)	(460,800)	(308,308)	(1,946,270)	(34,386)	5,221,763	181
(1,176,718)	(705,039)	(873,266)	(285,114)	(101,312)	(161,722)	(15,155)	(2,027,803)	(825,298)	(6,171,427)	(64,310)	33,886,768	182
(906,606)	(1,464,222)	(1,376,470)	(735,646)	(186,810)	(34,211)	(210,006)	(2,176,390)	(1,205,637)	(8,295,998)	209,001	26,024,383	183
(421,180)	(301,217)	(235,080)	(46,265)	(2,990)	(11,993)	(21,473)	(308,438)	(157,330)	(1,505,966)	61,038	3,957,916	184
(710,937)	(883,198)	(1,198,385)	(989,995)	(64,151)	(50,712)	(99,102)	(1,995,345)	(1,097,687)	(7,089,512)	1,733,410	32,493,028	185
(365,610)	(331,263)	(490,568)	(128,028)	(4,826)	(153,979)	(78,684)	(243,587)	(144,864)	(1,941,409)	225,884	3,721,715	186
(9,398,832)	(29,137,160)	(20,464,139)	(4,864,825)	(714,104)	(2,107,748)	(988,058)	(13,292,690)	(19,819,042)	(100,786,598)	4,610,455	347,638,529	187
(1,238,079)	(2,493,445)	(2,868,176)	(732,207)	(93,540)	(117,112)	(412,051)	(3,300,225)	(2,941,016)	(14,195,851)	1,056,999	53,933,274	188
(2,642,093)	(1,769,603)	(4,134,280)	(704,459)	(60,284)	(52,559)	(26,657)	(2,237,670)	(4,897,242)	(16,524,853)	78,865	46,571,575	189
(1,373,746)	(2,253,404)	(2,073,526)	(606,460)	(132,351)	(1,942)	(1,134,246)	(3,182,283)	(2,012,062)	(12,770,020)	1,572,945	49,125,272	190
(2,025,288)	(5,161,083)	(2,560,194)	(994,818)	(308,166)	(559,853)	(557,876)	(5,329,830)	(7,886,249)	(25,383,357)	5,591,786	78,672,146	191
(2,220,263)	(3,810,231)	(3,206,811)	(921,065)	(320,107)	(351,161)	(309,079)	(2,983,230)	(3,583,415)	(17,705,362)	1,631,630	51,853,446	192
(3,124,317)	(3,254,305)	(6,224,953)	(2,552,843)	(113,793)	(325,317)	(448,502)	(4,008,128)	(4,358,676)	(24,410,834)	7,363,068	161,560,381	193
(1,741,843)	(2,719,257)	(2,516,475)	(944,606)	(96,653)	(2,645)	(162,851)	(3,102,081)	(2,673,222)	(13,959,633)	(194,307)	28,273,188	194
(3,164,962)	(8,558,033)	(3,495,158)	(1,595,163)	(253,641)	(29,873)	(256,853)	(3,068,283)	(3,731,653)	(26,153,619)	4,002,970	54,679,864	195

#	Rural Municipalities	Type	General Government	Protective Services	Transportation Services	Environmental Health Services	Public Health & Welfare Services	Regional Planning & Development	Resource Conservation & Industrial Development	Recreation & Cultural Services	Water & Sewer Services	Annual Surplus (Deficit)
Populations under 1,000												
1	Albert	RM	705,977	(26,584)	(731,046)	(34,537)	(1,706)	(140)	(19,236)	(44,036)	-	(151,308)
2	Archie	RM	2,087,800	(71,296)	(1,620,437)	(12,230)	(3,177)	(3,891)	(58,901)	(12,031)	4,199	310,036
3	Arthur	RM	1,521,690	(30,691)	(801,733)	(27,898)	(23,337)	(17,077)	(35,819)	69,098	(18,239)	635,994
4	Birtle	RM	1,473,185	(47,934)	(875,148)	(37,832)	(11,065)	1,017	(55,952)	(131,275)	(3,289)	311,707
5	Blanshard	RM	918,967	222,845	(729,045)	(77,131)	(10,610)	(31,762)	(71,630)	(60,486)	4,299	165,447
6	Brenda	RM	3,990,954	(52,285)	(1,601,876)	(59,115)	(12,874)	(220)	(53,957)	361,141	(79,823)	2,091,945
7	Cameron	RM	644,782	(22,833)	(498,205)	(15,497)	(3,052)	(2,339)	(94,644)	(66,933)	-	(58,721)
8	Clanwilliam	RM	502,338	(32,365)	(128,896)	(35,714)	(3,360)	(13,871)	(1,357)	(6,813)	-	279,962
9	Daly	RM	925,043	(37,175)	(612,550)	(36,059)	(3,507)	(20,566)	(35,236)	(44,135)	(13,711)	122,104
10	Edward	RM	2,340,350	(96,842)	(1,010,996)	(85,238)	(17,666)	(2,979)	(55,268)	(98,253)	(51,940)	921,168
11	Ellice	RM	567,048	(183,700)	(375,091)	(11,509)	(853)	(869)	(11,714)	9,811	-	(6,877)
12	Eriksdale	RM	746,070	(64,871)	(441,690)	(99,339)	(53,565)	15,167	(47,234)	(118,431)	(12,955)	(76,848)
13	Ethelbert	RM	517,353	(31,010)	(564,332)	(36,082)	1,644	(1,694)	(58,295)	(4,400)	-	(176,816)
14	Gilbert Plains	RM	2,834,458	(58,356)	(2,248,186)	(102,052)	11,059	(8,445)	(60,655)	(171,858)	(137,022)	58,943
15	Glenella	RM	575,385	(23,665)	(434,885)	(32,154)	(3,910)	(163)	(23,099)	(31,345)	4,357	30,521
16	Glenwood	RM	848,323	(36,623)	(438,470)	(68,201)	(46,107)	(48,802)	(16,627)	(60,030)	-	133,463
17	Grandview	RM	1,422,893	(116,757)	(495,863)	(28,787)	(87,977)	(2,615)	(8,591)	(133,939)	(78,246)	20,118
18	Hamiota	RM	796,441	(46,613)	(747,167)	1,479	(15,899)	(27,993)	(138,271)	(71,383)	-	(249,406)
19	Harrison	RM	1,242,290	(71,514)	(598,034)	(87,476)	15	(30,754)	(53,924)	(19,508)	85,897	465,992
20	Hillsburg	RM	348,621	(24,862)	(233,278)	(10,372)	11,510	(10,193)	(8,654)	(41,900)	-	30,872
21	Lakeview	RM	749,231	(14,413)	(571,137)	(25,144)	-	(16,016)	(34,337)	(30,807)	(55,434)	1,943
22	Langford	RM	766,577	(49,138)	(575,710)	(39,537)	(10,315)	106,711	(110,597)	(8,061)	37,785	117,715
23	Lansdowne	RM	800,177	(20,245)	(677,555)	(39,406)	(11,525)	(322)	(36,265)	5,637	(98,662)	(78,166)
24	Lawrence	RM	755,118	(37,549)	(506,832)	(10,400)	(120)	(3,778)	(45,805)	(90,027)	-	60,607
25	Louise	RM	1,430,635	(47,137)	(913,924)	(234,687)	(57,107)	(1,753)	(79,247)	(82,737)	-	14,043
26	McCreary	RM	541,323	(27,818)	(330,789)	(30,513)	(2,796)	(2,492)	(63,863)	(66,816)	-	16,236
27	Miniota	RM	1,612,799	(46,275)	(755,013)	(110,850)	(15,602)	(43,978)	(54,435)	(50,843)	517,594	1,053,397
28	Minitonas	RM	1,401,220	(51,085)	(1,167,842)	(61,727)	(39,682)	(1,919)	(59,354)	(116,999)	-	(97,388)
29	Minto	RM	617,176	(29,806)	(362,654)	(18,029)	(9,300)	(37,768)	(24,813)	(36,133)	-	107,043
30	Morton	RM	1,313,932	18,576	(1,255,421)	(51,700)	(15,524)	(5,736)	(92,239)	(182,353)	-	(270,465)
31	Mossey River	RM	752,449	(266,290)	(478,104)	(32,447)	(1,007)	(2,449)	(36,982)	(12,126)	-	(76,956)
32	Mystery Lake	LGD	39,093	-	(1,006)	658,721	-	-	-	-	-	696,808
33	Ochre River	RM	1,377,814	(579,673)	(563,603)	(64,675)	(621)	(5,890)	(24,391)	(34,536)	338	14,759
34	Odanah	RM	589,166	(25,883)	(396,052)	(25,984)	(2,992)	(6,921)	(114,315)	(26,968)	(22,666)	109,357
35	Park	RM	1,779,297	(47,983)	(753,987)	(49,794)	(11,815)	(125,545)	(38,584)	(82,472)	96,263	765,380
36	Riverside	RM	748,144	(90,178)	(595,169)	(45,015)	(522)	(15,761)	(72,709)	(49,853)	(24,393)	(145,456)
37	Roblin	RM	1,570,308	(53,668)	(1,172,408)	(36,963)	(8,463)	(350)	(74,865)	(281,834)	-	(58,243)
38	Rosburn	RM	1,054,906	(49,079)	(604,737)	(35,493)	(10,890)	(1,500)	(63,970)	(61,217)	-	228,020
39	Russell	RM	1,092,257	(97,251)	(728,085)	(37,116)	(9,358)	(16)	(133,934)	(60,073)	-	26,425
40	Saskatchewan	RM	853,129	(35,416)	(446,943)	(24,686)	(712)	(28,482)	(15,752)	(14,449)	-	286,689
41	Shellmouth-Boulton	RM	2,121,953	(81,335)	(1,009,928)	(39,865)	23,771	-	(112,080)	(36,434)	5,219	871,301
42	Sifton	RM	1,311,338	(57,013)	(652,403)	(16,023)	(582)	3,686	(94,456)	(45,949)	-	448,598
43	Silver Creek	RM	678,523	(49,585)	(615,885)	(24,032)	(602)	(15)	(46,539)	(27,346)	(42,864)	(128,345)
44	South Cypress	RM	1,182,604	(31,127)	(589,029)	(57,601)	(14,200)	(6,640)	(74,981)	(115,053)	-	293,973
45	Ste. Rose	RM	794,447	(45,361)	(431,535)	(59,653)	(16,722)	(5,115)	(81,867)	(144,731)	(6,253)	3,210
46	Strathclair	RM	1,178,048	(57,233)	(860,849)	(79,176)	(12,481)	(15,194)	(50,284)	(4,643)	-	67,256
47	Strathcona	RM	908,781	(44,796)	(527,324)	(83,501)	(3,569)	(11,538)	(23,942)	(39,770)	13,864	188,205
48	Victoria Beach	RM	1,558,233	(562,996)	(428,902)	(175,432)	(4,638)	(435,143)	-	(47,547)	37,528	(58,897)
49	Whitewater	RM	771,597	(55,553)	(461,899)	(64,597)	(2,540)	(13,889)	(68,290)	(44,210)	10,173	70,792
50	Winchester	RM	1,042,135	(39,759)	(756,826)	(36,310)	(35,607)	(4,273)	(45,936)	(116,205)	(6,691)	528
51	Woodworth	RM	1,285,216	(91,690)	(915,675)	(101,184)	(8,132)	(44,669)	(110,254)	(86,913)	508,144	434,843
Populations 1,000 - 5,000												
52	Alexander	RM	3,424,142	(615,769)	(1,517,610)	(158,880)	(36,683)	(35,197)	(6,000)	(108,400)	3,835	949,438
53	Alonsa	RM	2,498,691	(1,050,535)	(927,546)	(118,698)	(68,286)	(16,649)	(91,641)	(70,845)	-	154,491
54	Argyle	RM	1,279,131	(315)	(817,007)	(62,306)	(8,009)	(19,448)	(79,249)	(72,601)	43,576	263,772
55	Armstrong	RM	1,236,154	(124,032)	(761,701)	(124,108)	(11,293)	24,620	(21,488)	3,823	-	221,974
56	Bifrost	RM	2,288,862	(191,553)	(1,326,908)	(12,909)	(3,656)	139,218	(240,820)	(135,483)	-	516,751
57	Brokenhead	RM	3,202,469	(190,141)	(1,653,041)	(20,934)	2,188	58,060	(290,705)	(280,180)	23,020	941,736
58	Cartier	RM	2,587,832	(292,923)	(1,510,857)	(70,334)	(38,626)	(6,120)	(136,896)	(203,037)	613,969	943,008
59	Coldwell	RM	1,182,134	(63,040)	(749,016)	(156,761)	(15,015)	(26,560)	(47,572)	(79,454)	(25,193)	145,603
60	Cornwallis	RM	2,062,935	(603,441)	(772,832)	(209,218)	(8,062)	(129,509)	(4,194)	(2,788)	32,460	365,351
61	Dauphin	RM	3,295,744	(202,110)	(2,386,928)	(11,456)	(54,848)	(10,156)	(263,124)	(396,781)	-	(29,659)
62	De Salaberry	RM	2,326,289	(225,364)	(1,420,742)	(114,991)	(4,079)	(53,366)	(25,069)	(89,568)	58,707	451,817
63	Dufferin	RM	2,243,377	(105,202)	(1,358,661)	(8,108)	(75,458)	-	(226,288)	(333,538)	(8,347)	127,775
64	Elton	RM	1,551,706	(61,413)	(431,004)	(53,679)	(1,654)	(55,186)	(15,629)	(5,491)	(42,376)	885,274
65	Fisher	RM	1,220,479	(156,012)	(455,947)	(92,862)	2,315	(88,509)	(14,325)	(53,347)	(101,634)	260,158
66	Franklin	RM	2,104,703	(88,804)	(1,506,253)	(126,512)	(32,310)	6,474	(62,506)	(30,979)	262,032	525,845
67	Grahamdale	RM	1,115,639	(115,353)	(803,284)	(94,679)	(15,197)	-	(43,248)	-	-	27,702
68	Grey	RM	2,795,572	(121,125)	(1,832,085)	(158,235)	(2,814)	(990)	(100,099)	(69,888)	778,670	1,289,006
69	Headingley	RM	4,816,326	(307,861)	(1,159,063)	(89,547)	(77)	(178,365)	(344,431)	(482,227)	2,331,856	4,586,611
70	Kelsey	RM	-	-	-	-	-	-	-	-	-	-
71	Killarney-Turtle Mountain	M	3,516,944	(544,981)	(548,005)	(346,052)	(29,669)	(66,432)	(301,526)	(1,003,029)	(133)	677,117
72	Lac du Bonnet	RM	3,635,086	(196,104)	(2,775,407)	(275,359)	(1,015)	(36,774)	(53,788)	(218,356)	(1,727)	76,556
73	Lorne	RM	2,837,731	(113,341)	(1,786,350)	(79,682)	(1,303)	(34,862)	(80,795)	(117,040)	(65,266)	559,092
74	Mtcalm	RM	1,649,748	197,903	(1,163,272)	(101,833)	(14,359)	20,286	(22,990)	244,468	(12,755)	797,196
75	Morris	RM	3,172,363	(233,670)	(2,281,408)	(42,255)	(3,466)	(33,717)	(48,400)	(102,747)	579,423	1,006,123
76	Mountain	RM	1,730,335	(114,409)	(801,381)	(154,714)	(4,888)	(42,782)	(88,783)	(57,075)	(10,489)	455,814
77	North Cypress	RM	2,258,802	(51,363)	(1,192,095)	(118,966)	(19,550)	(14,277)	(84,611)	(501,415)	-	276,525
78	North Norfolk	RM	2,378,331	(88,181)	(1,487,900)	(51,973)	(9,792)	(10,886)	(175,831)	(198,044)	(12,786)	342,938
79	Oakland	RM	1,332,331	(46,687)	(882,881)	(75,294)	(9,801)	(8,417)	(5,449)	(23,327)	-	291,373
80	Pembina	RM	3,650,080	(175,186)	(1,875,749)	(135,544)	(4,775)	-	(113,821)	(49,563)	23,185	1,318,717
81	Piney	RM	1,131,294	(252,385)	(687,360)	(110,944)	(14,916)	184,613	(45,702)	(65,599)	-	139,001
82	Pipestone	RM	6,921,635	698,054	(2,415,815)	(248,994)	(20,224)	(3,778)	(1,053,610)	16,470	(127,376)	3,766,362
83	Reynolds	RM	585,265	(130,408)	(254,220)	(65,355)	(20,497)	(49,088)	(24,072)	(15,787)	-	25,838
84	Rhineland	RM	3,450,000	(246,644)	(1,835,780)	(118,855)	(58,646)	(129,170)	(36,838)	(108,473)	963,258	1,878,852
85	Roland	RM	1,169,875	(87,449)	(891,116)	(47,456)	(6,000)	647	(10,202)	(95,602)	(118,444)	(85,747)
86	Rosedale	RM	1,088,532	(63,060)	(834,110)	(84,890)	(8,338)	(5,349)	(31,321)	(38,128)	(20,831)	2,505
87	Rosser	RM	2,299,257	(294,179)	(1,515,161)	(36,974)	(3,744)	(293,565)	(301,658)	(78,119)	599,501	375,358
88	Shell River	RM	1,366,468	(76,247)	(1,174,859)	(63,005)	6,300	(6,836)	(89,075)	(118,350)	-	(155,604)
89	Shoal Lake	RM	1,510,971	(50,573)	(1,465,477)	(146,265)	(9,971)	(21,189)				

#	Urban Municipalities	Type	General Government	Protective Services	Transportation Services	Environmental Health Services	Public Health & Welfare Services	Regional Planning & Development	Resource Conservation & Industrial Development	Recreation & Cultural Services	Water & Sewer Services	Annual Surplus (Deficit)
Populations under 1,000												
118	Benito	V	215,038	(14,942)	(90,584)	(36,057)	(12,529)	(25,020)	1,954	(4,153)	(11,811)	21,896
119	Binscarth	V	283,125	(22,507)	(84,589)	(32,849)	(8,214)	(26,098)	(7,595)	(14,337)	32,182	119,118
120	Birtle	T	894,394	(76,143)	(542,293)	(22,150)	(20,252)	(4,002)	(35,609)	(57,298)	175,318	311,965
121	Bowman	V	109,978	(20,602)	(56,529)	(14,937)	(684)	(1,404)	(2,368)	(45,363)	(33,733)	(65,622)
122	Cartwright	V	323,737	(28,395)	(123,717)	(46,399)	(5,116)	(4,233)	(15,486)	(141,192)	(15,147)	(55,948)
123	Churchill	T	1,644,311	(158,678)	(1,337,348)	(426,437)	(19,160)	-	(83,591)	(95,678)	(606,260)	(1,082,841)
124	Crystal City	V	335,741	(27,060)	(77,034)	(77,222)	(8,889)	(6,789)	(26,983)	(52,527)	(8,316)	50,921
125	Deloraine	T	985,269	(215,302)	(337,384)	(105,326)	(17,063)	(8,003)	(75,936)	(112,631)	(8,968)	104,656
126	Dunnottar	V	1,766,239	(80,002)	(392,989)	(543,632)	(10,759)	54,027	(104,073)	(59,160)	(3,335)	626,316
127	Elkhorn	V	-	-	-	-	-	-	-	-	-	-
128	Emerson	T	735,120	(107,306)	(352,133)	(32,792)	(18,596)	(16,172)	(2,668)	73,722	6,637	285,812
129	Erickson	T	328,809	(77,667)	(335,931)	(31,750)	(1,570)	(12,580)	(1,620)	(32,626)	70,862	(94,073)
130	Ethelbert	V	137,244	(17,862)	(66,748)	(56,092)	(11,942)	(2,003)	(7,905)	(2,545)	49,155	21,302
131	Gilbert Plains	T	808,348	(210,241)	(269,961)	(203,775)	9,351	(14,381)	(27,281)	(92,996)	(58,886)	(59,822)
132	Gladstone	T	982,677	(214,873)	(291,262)	(112,586)	(5,344)	(37,076)	13,363	(204,444)	(13,073)	117,382
133	Glenboro	V	349,657	(31,606)	(159,479)	(35,947)	(7,001)	(8,112)	(6,216)	(64,911)	-	34,385
134	Grand Rapids	T	325,266	(50,771)	(208,754)	152	(6,150)	(8,722)	-	(322,195)	(81,149)	(352,323)
135	Grandview	T	675,627	(228,550)	(171,119)	(40,531)	(36,856)	(15,222)	(30,532)	(98,124)	(96,471)	(41,778)
136	Gretna	T	326,987	(5,741)	(140,145)	(19,824)	(8,327)	(11,781)	(5,773)	(30,107)	29,593	134,882
137	Hamiota	T	670,451	(192,507)	(272,827)	(73,668)	(8,664)	(46,864)	(97,134)	(82,405)	(30,876)	(134,494)
138	Hartney	T	351,161	(21,811)	(126,459)	(21,345)	(1,336)	(20,935)	(27,610)	37,685	(52,020)	117,330
139	Leaf Rapids	T	452,421	10,242	(539,147)	(2,340)	589	(19,297)	-	(8,950)	56,313	(50,169)
140	Lynn Lake	T	663,868	(70,471)	(398,506)	(41,333)	50	(2,134)	(14,770)	(150,089)	(274,996)	(288,381)
141	MacGregor	T	936,960	(233,251)	(281,234)	(26,237)	(4,648)	23,337	(6,104)	(135,972)	16,867	289,718
142	Manitou	T	913,945	(188,967)	(320,483)	(59,488)	-	(16,984)	1,920	24,383	(1,743)	352,583
143	McCreary	V	294,228	(23,684)	(143,156)	(29,363)	(9,453)	(4,151)	(5,002)	(78,779)	(28,307)	(27,667)
144	Minitonas	T	219,974	(21,998)	(93,157)	(33,445)	(803)	(2,035)	(6,639)	(82,306)	(22,419)	(42,828)
145	Notre-Dame-de-Lourdes	V	404,996	(27,180)	(211,247)	(40,451)	-	456,166	(467,631)	(91,143)	(126,847)	(103,337)
146	Oak Lake	T	175,897	(19,773)	(43,186)	266	(423)	(2,036)	(3,939)	(33,939)	(15,709)	58,248
147	Pilot Mound	T	616,275	(43,424)	(162,630)	(316,480)	(48,951)	(4,812)	(41,437)	8,252	2,173,549	2,180,342
148	Plum Coulee	T	531,373	(46,022)	(191,781)	6,552	(2,052)	(13,578)	(13,509)	(122,867)	33,377	181,493
149	Rapid City	T	666,583	(116,887)	(80,569)	384	(3,178)	(4,586)	(1,367)	(14,000)	287,046	733,426
150	Riverton	V	295,267	(11,899)	(208,972)	(40,307)	(4,159)	(3,506)	(17,752)	(13,601)	(10,024)	(14,953)
151	Rosburn	T	587,116	(55,786)	(203,236)	10,273	(22,291)	(8,089)	(75,529)	(42,432)	(162,537)	-
152	Snow Lake	T	1,098,348	(37,816)	(457,554)	43,065	(984)	76,309	(102,433)	(156,486)	565,444	1,027,893
153	Somerset	V	328,036	(32,006)	(146,907)	(44,642)	(48,099)	(7,205)	-	(43,800)	162,271	167,648
154	St. Claude	V	510,454	(63,523)	(131,358)	(20,506)	54	1,403	(7,887)	(48,689)	85,627	325,575
155	St. Lazare	V	207,023	(82,252)	(55,626)	(16,100)	(5,553)	(460)	(3,893)	(15,563)	(47,527)	(19,951)
156	Treherne	T	512,209	(53,997)	(193,501)	(30,867)	(4,701)	(19,368)	(12,679)	(3,944)	76,292	269,444
157	Waskada	V	980,968	(22,249)	(219,823)	(24,043)	(2,887)	(7,237)	(2,446)	(706,455)	(113,576)	(117,748)
158	Wawanesa	V	303,538	(133,985)	(76,323)	(46,295)	(802)	(31,173)	5,077	(32,227)	818,895	806,705
159	Winnipegosis	V	729,526	(284,019)	(267,941)	(24,968)	16,059	(5,169)	(24,849)	(155,687)	3,595	(13,453)
Populations 1,000 - 5,000												
160	Altona	T	4,570,689	(1,079,007)	(1,175,803)	(334,999)	(85,538)	(2,426)	(81,576)	(1,124,961)	435,299	1,121,678
161	Arborg	T	968,135	(251,649)	(336,382)	(67,775)	(18,363)	(8,209)	(38,882)	(219,101)	65,035	92,809
162	Beausejour	T	2,914,181	(720,680)	(2,077,192)	(184,313)	(8,843)	(60,988)	(600,023)	(600,023)	(9,646)	(799,860)
163	Boisvein	T	1,296,686	(299,354)	(350,169)	(90,363)	(23,325)	(101,367)	(78,353)	(221,898)	(83,334)	48,523
164	Carberry	T	1,291,556	(314,238)	(335,340)	(123,172)	(14,761)	(1,011)	(21,010)	(383,293)	34,263	132,994
165	Carman	T	2,957,394	(341,275)	(1,053,575)	(223,003)	(87,481)	2,838	(127,529)	(436,294)	410,633	1,101,708
166	Gillam	T	5,511,370	(615,927)	(1,974,230)	(26,341)	(9,835)	(52,868)	-	(1,760,935)	(673,611)	397,623
167	Lac du Bonnet	T	1,405,640	(214,461)	(460,900)	(114,281)	(2,462)	-	(745)	(115,199)	24,550	507,588
168	Melita	T	945,975	1,746,594	(339,724)	(14,501)	(18,516)	(17,001)	(41,964)	(211,741)	29,169	2,078,291
169	Minnedosa	T	2,661,477	(565,562)	(706,571)	(150,183)	(17,415)	(58,674)	(127,483)	(272,920)	169,238	931,907
170	Morris	T	2,123,144	(373,213)	(764,416)	(159,696)	(38,700)	(104,266)	(43,579)	(578,529)	45,146	105,891
171	Neepawa	T	3,692,836	(729,492)	(870,548)	(487,615)	(275,349)	105,167	(245,485)	(414,371)	234,664	1,009,807
172	Niverville	T	4,208,854	(520,046)	(1,178,097)	(131,326)	(658)	224	73,393	(303,131)	39,967	2,189,180
173	Pinawa	LGD	-	-	-	-	-	-	-	-	-	-
174	Powerview-Pine Falls	-	-	-	-	-	-	-	-	-	-	-
175	Rivers	T	1,311,357	(351,989)	(268,605)	(130,957)	(13,526)	(20,532)	(7,463)	(500,920)	(28,468)	(11,103)
176	Roblin	T	1,803,212	(350,232)	(407,775)	(195,185)	(3,161)	(14,392)	(61,977)	(300,884)	(100,738)	368,868
177	Russell	T	1,982,282	(375,677)	(633,035)	(88,275)	(58,611)	(6,391)	(298,936)	(636,795)	(47,624)	(163,062)
178	Souris	T	1,461,879	4,366,997	(570,261)	(199,808)	(25,070)	(26,462)	(35,573)	(174,866)	(80,286)	4,716,550
179	St. Pierre-Jolys	V	986,052	(210,885)	(223,804)	(69,724)	(26,752)	(1,058)	(38,337)	(80,325)	63,651	398,818
180	St. Anne	T	1,912,792	(616,478)	(528,128)	(107,193)	(2,195)	(1,635)	(25,757)	(336,487)	71,148	366,067
181	St. Rose du Lac	T	941,882	(211,639)	(234,166)	(48,760)	(48,877)	(28,612)	(44,684)	(322,938)	(36,592)	(34,386)
182	Stonewall	T	3,079,397	(669,126)	(639,930)	(285,114)	(101,312)	(36,291)	1,252	(1,173,757)	(238,429)	(64,310)
183	Swan River	T	4,211,122	(1,258,926)	(971,966)	(574,312)	(79,481)	(31,904)	(139,983)	(810,361)	(135,188)	209,001
184	Teulon	T	609,740	(241,987)	(96,279)	(43,384)	(2,990)	(11,943)	88,607	(162,430)	(78,296)	61,038
185	Virden	T	3,644,680	(695,916)	(927,291)	793,682	9,348	313,925	(99,102)	(1,155,672)	(150,244)	1,733,410
186	Winnipeg Beach	T	1,546,272	(331,263)	(491,483)	(118,188)	(4,526)	(101,969)	(72,361)	(187,461)	(13,137)	225,884
Populations over 5,000												
187	Brandon	C	43,867,046	(20,720,150)	(12,864,823)	586,277	(405,564)	385,893	(965,016)	(7,097,970)	1,824,762	4,610,455
188	Dauphin	C	7,133,909	(2,225,526)	(2,210,302)	(2,210,302)	(25,745)	(110,224)	(390,453)	(1,622,779)	729,373	1,056,999
189	Flin Flon	C	7,905,475	(1,745,323)	(2,725,089)	(572,295)	(60,284)	27,355	(26,657)	(1,732,312)	(992,006)	78,864
190	Morden	C	7,741,335	(1,997,275)	(1,996,390)	117,171	(101,294)	11,244	(990,283)	(2,035,544)	823,981	1,572,945
191	Portage la Prairie	C	12,098,226	(4,225,550)	(1,422,241)	197,763	(261,177)	(84,646)	(492,075)	(3,632,952)	3,414,438	5,591,786
192	Selkirk	C	10,423,925	(3,310,338)	(2,994,032)	(570,071)	(180,163)	204,514	(267,828)	(2,053,984)	379,607	1,631,630
193	Steinbach	C	13,948,904	(2,695,271)	(2,628,124)	(148,038)	5,492	189,559	(100,373)	(2,504,247)	1,295,166	7,363,068
194	The Pas	C	6,687,303	(2,632,250)	(1,010,175)	(452,647)	(53,183)	(2,645)	(136,347)	(1,958,488)	(635,875)	(194,307)
195	Thompson	C	16,149,872	(5,263,292)	(2,353,971)	(820,262)	(226,617)	308,272	(249,436)	(3,984,821)	443,046	4,002,790
196	Winkler	C	15,346,996	(3,144,581)								

CONSOLIDATED STATEMENT OF OPERATIONS - REVENUE AS AT DECEMBER 31, 2014

#	Rural Municipalities	Type	Education Requisition	Property Taxes (including GIL)								Total Municipal Taxes	
				Municipal Taxes									
				General Municipal (at large)	LUD	Rural (at large)	Special Services Levies	Debt Charges	Deferred Surplus	Reserves	Grants in Lieu of Taxation		
	Populations under 1,000												
1	Albert	RM	359,669	704,773	-	-	47,183	-	-	-	79,232	7,919	839,107
2	Archie	RM	1,070,180	998,627	-	-	-	-	-	-	98,027	21,790	1,118,444
3	Arthur	RM	1,638,719	1,009,465	-	-	104,938	55,040	-	-	143,046	9,669	1,322,158
4	Birtle	RM	685,333	901,945	-	-	-	-	-	-	116,031	11,197	1,029,173
5	Blanshard	RM	1,168,018	479,457	34,615	-	485,829	36,162	-	-	49,878	4,266	1,090,207
6	Brenda	RM	3,740,907	2,468,670	-	-	19,000	104,443	-	-	60,307	8,639	2,661,059
7	Cameron	RM	1,107,780	629,681	-	-	-	17,604	-	-	72,597	26,068	745,950
8	Clanwilliam	RM	450,897	426,736	-	-	-	-	-	-	189,093	7,057	622,886
9	Daly	RM	775,570	656,612	-	-	38,326	92,468	-	-	231,429	9,872	1,028,707
10	Edward	RM	1,855,899	101,503	81,930	1,013,650	49,144	27,237	-	-	599,121	3,171	1,875,756
11	Elice	RM	427,673	375,900	-	-	-	10,242	-	-	19,772	72,061	477,975
12	Eriksdale	RM	484,376	414,827	-	-	90,240	-	-	-	131,894	26,661	663,622
13	Ethelbert	RM	272,230	421,351	-	-	-	23,188	-	-	-	30,837	475,376
14	Gilbert Plains	RM	2,082,125	-	-	-	86,048	1,541,027	-	-	-	67,101	1,694,176
15	Glenella	RM	351,967	265,778	28,078	274,738	-	22,256	-	-	8,903	5,316	605,069
16	Glenwood	RM	3,052,920	851,325	-	-	34,482	5,747	-	-	84,884	14,657	991,095
17	Grandview	RM	937,792	1,319,442	-	-	-	-	-	-	248,686	83,661	1,651,789
18	Hamiota	RM	1,292,593	971,724	-	-	-	-	-	-	53,174	7,863	1,044,720
19	Harrison	RM	614,150	537,014	150,547	-	-	403,440	-	-	14,441	15,253	1,312,161
20	Hillsburg	RM	648,513	415,650	-	-	-	-	-	-	-	11,037	426,687
21	Lakeview	RM	269,989	382,652	-	-	-	6,584	-	-	55,877	16,905	462,018
22	Langford	RM	905,254	662,871	-	-	28,901	30,491	-	-	88,057	18,665	828,985
23	Lansdowne	RM	527,795	241,183	15,915	471,468	-	145,444	-	-	80,027	4,996	959,033
24	Lawrence	RM	339,647	482,604	-	-	32,962	78,502	-	-	34,971	6,204	635,243
25	Louise	RM	1,326,601	225,447	36,601	-	1,018,002	26,703	-	-	285,250	6,521	1,598,524
26	McCreary	RM	458,017	471,085	-	-	55,802	-	-	-	38,399	8,064	573,350
27	Miniota	RM	1,801,629	-	64,978	-	1,111,996	40,638	-	-	277,153	17,319	1,512,084
28	Minitonas	RM	1,580,696	1,190,929	-	-	85,918	-	-	-	155,512	20,200	1,452,559
29	Minto	RM	516,438	574,369	-	-	5,318	-	-	-	151,336	3,955	734,978
30	Morton	RM	1,364,252	1,184,793	-	-	25,111	49,596	-	-	144,487	59,596	1,463,583
31	Mossey River	RM	387,516	450,364	-	-	-	-	-	-	-	10,888	461,252
32	Mystery Lake	LGD	146,006	-	-	-	-	-	-	-	-	29,333	29,333
33	Ochre River	RM	788,238	695,142	22,283	147,263	90,756	5,545	-	-	169,769	25,065	1,155,823
34	Odanah	RM	820,178	576,246	-	-	-	-	-	-	94,719	24,797	695,762
35	Park	RM	3,066,293	855,485	-	-	-	-	132,490	-	773,670	19,026	1,780,671
36	Riverside	RM	765,641	457,292	74,273	-	250,239	36,520	-	-	109,176	9,907	937,407
37	Roblin	RM	601,863	588,440	4,784	326,526	-	-	-	-	137,386	5,425	1,062,561
38	Rosburn	RM	922,213	877,317	-	-	-	-	-	-	-	8,464	885,781
39	Russell	RM	802,637	-	-	935,595	-	18,928	-	-	95,993	45,718	1,096,234
40	Saskatchewan	RM	1,295,883	995,110	-	-	4,067	-	-	-	80,061	1,887	1,081,125
41	Shellmouth-Boulton	RM	1,288,437	199,023	57,702	951,339	26,807	13,995	-	-	58,488	61,679	1,369,033
42	Sifton	RM	1,366,799	1,338,795	-	-	-	-	-	-	235,181	45,891	1,619,867
43	Silver Creek	RM	443,461	263,046	26,407	238,562	1,880	92,367	-	-	29,918	8,541	660,721
44	South Cypress	RM	2,091,589	621,755	-	-	61,872	26,647	-	-	109,816	219,006	1,039,096
45	Ste. Rose	RM	619,130	229,252	27,571	294,536	189,567	2,875	-	-	71,288	7,325	822,414
46	Strathclair	RM	1,066,309	977,390	21,444	-	450	12,613	-	-	62,353	17,875	1,092,125
47	Strathcona	RM	739,636	389,520	79,876	-	500,186	51,385	-	-	136,974	8,283	1,166,224
48	Victoria Beach	RM	2,089,415	1,579,780	-	-	-	183,266	-	-	50,340	9,493	1,822,879
49	Whitewater	RM	721,722	293,553	41,425	398,300	9,433	56,361	-	-	49,213	13,848	862,133
50	Winchester	RM	854,324	1,038,841	-	-	-	-	-	-	255,867	10,761	1,305,469
51	Woodworth	RM	676,306	508,829	47,878	471,929	14,851	-	-	-	100,339	13,840	1,157,666
	Populations 1,000 - 5,000												
52	Alexander	RM	4,979,390	3,235,568	-	-	3,534	97,719	-	-	272,841	161,545	3,771,207
53	Alonsa	RM	840,138	191,121	21,948	315,873	51,994	28,987	-	-	94,606	151,898	856,427
54	Argyle	RM	1,043,144	270,190	146,522	862,462	3,519	23,390	-	-	188,293	2,814	1,497,190
55	Armstrong	RM	1,732,420	999,094	-	-	-	-	-	-	77,220	81,585	1,157,899
56	Biffrost	RM	3,095,663	1,897,285	-	-	-	41,096	-	-	362,965	45,903	2,347,248
57	Brokenhead	RM	3,141,030	-	337,443	-	2,622,560	458,503	-	-	102,950	53,492	3,574,948
58	Cartier	RM	3,470,277	1,310,393	165,401	906,548	-	196,840	-	-	329,244	40,201	2,948,627
59	Coldwell	RM	837,003	518,647	89,720	252,495	126,480	3,353	-	-	91,675	60,321	1,142,691
60	Cornwallis	RM	2,844,114	957,003	-	-	59,238	-	-	-	127,600	222,699	1,366,540
61	Dauphin	RM	2,244,033	2,591,687	-	-	-	95,974	-	-	514,681	95,981	3,298,323
62	De Salaberry	RM	6,534,989	641,987	315,016	746,922	232,202	120,891	-	-	375,684	23,265	2,455,967
63	Dufferin	RM	2,625,955	2,163,791	-	-	6,962	361,554	-	-	202,923	31,421	2,766,651
64	Elton	RM	2,167,742	806,357	-	-	2,218	-	-	-	131,023	67,037	1,040,536
65	Fisher	RM	2,444,818	442,069	83,465	-	499,400	-	11,222	-	157,333	67,149	1,260,638
66	Franklin	RM	2,249,909	1,962,599	-	-	116,251	2,947	-	-	184,720	35,414	2,301,931
67	Grahamdale	RM	936,586	934,466	-	-	-	-	-	-	76,946	166,852	1,178,264
68	Grey	RM	2,025,781	773,516	136,616	1,382,023	121,504	248,266	-	-	154,977	54,241	2,871,143
69	Headingley	RM	5,349,765	2,332,745	-	-	-	342,441	-	-	-	320,201	2,995,387
70	Kelsey	RM	2,759,952	-	-	-	-	-	-	-	-	-	-
71	Killamey-Turtle Mountain	M	3,040,976	2,171,677	11,501	-	6,700	797,061	-	-	497,645	54,921	3,539,505
72	Lac du Bonnet	RM	4,941,281	2,795,238	-	-	-	-	-	-	538,922	344,734	3,678,894
73	Lorne	RM	3,036,761	225,962	213,206	1,385,630	104,393	61,498	-	-	227,109	1,572	2,219,370
74	Montcalm	RM	2,423,284	501,555	84,893	764,662	182,469	86,123	-	-	183,660	29,123	1,832,685
75	Morris	RM	3,476,049	1,425,462	119,772	981,162	-	717,523	-	-	357,445	18,684	3,620,048
76	Mountain	RM	507,754	579,104	114,713	363,894	9,792	45,915	-	-	42,763	94,328	1,250,509
77	North Cypress	RM	6,172,385	1,181,032	-	-	148,406	-	-	-	465,890	623,856	2,419,184
78	North Norfolk	RM	3,651,720	456,488	77,049	1,105,727	56,239	199,517	-	-	264,932	26,061	2,186,014
79	Oakland	RM	665,608	933,283	-	-	-	36,456	-	-	113,119	10,203	1,093,061
80	Pembina	RM	2,864,753	697,209	110,063	1,328,984	353,110	-	-	-	199,076	12,759	2,701,201
81	Piney	RM	1,428,128	866,536	-	-	-	-	-	-	-	38,519	905,055
82	Pipestone	RM	4,937,573	1,662,395	251,994	-	1,837,316	59,095	-	-	-	18,185	3,828,985
83	Reynolds	RM	4,433,962	503,891	-	-	-	-	-	-	22,519	58,071	584,481
84													

CONSOLIDATED STATEMENT OF OPERATIONS - REVENUE AS AT DECEMBER 31, 2014

Net Taxes Added (Cancelled)	Discounts	Business Taxes	User Fees	Permit, Licenses & Fines	Investment Income	Other Revenue	Water & Sewer	Grants Province of Manitoba	Grants Other	Total Revenue	#
470	(7,456)	-	18,787	-	11,005	19,892	-	380,791	60,096	1,322,692	1
103,635	(14,568)	-	22,343	1,046	28,386	96,650	30,705	1,069,104	28,117	2,483,862	2
522,277	-	-	101,209	-	11,431	42,546	219,746	665,945	444,193	3,329,505	3
44,132	-	-	396,920	3,715	576,902	28,235	7,093	58,339	78,042	2,222,551	4
1,037	-	-	39,191	8,024	8,136	129,411	126,823	371,117	48,208	1,822,154	5
1,018,314	-	-	126,803	627	54,841	51,208	172,004	219,861	553,142	4,857,859	6
1,619	-	-	25,945	1,525	11,736	27,738	-	129,525	80,049	1,024,087	7
12,400	-	-	81,239	13,404	12,430	40,659	-	230,907	75,716	1,089,641	8
9,979	(5,301)	-	25,724	2,720	10,042	105,000	47,738	488,943	81,270	1,794,822	9
612,971	(11,962)	-	137,910	110	12,008	59,312	44,207	2,819,540	75,177	5,625,029	10
24,428	(9,208)	-	39,870	-	11,041	14,339	-	160,091	31,460	749,996	11
21,275	-	-	58,693	15,775	20,150	114,101	580	131,535	231,915	1,257,646	12
530	(2,735)	-	69,181	35	14,192	65,551	-	146,209	28,187	796,526	13
14,192	(28,707)	-	159,518	3,041	33,489	73,899	197,835	1,539,553	156,153	3,843,149	14
-	(948)	-	55,891	65	1,433	24,963	38,248	67,093	45,201	837,015	15
10,993	-	-	295,779	8	25,028	46,342	-	77,067	139,939	1,586,251	16
17,753	-	-	164,686	474	7,307	49,589	74,893	282,889	152,708	2,402,088	17
6,462	-	-	161,815	8,024	15,656	50,059	-	91,507	118,528	1,496,771	18
19,805	-	233	43,677	7,888	23,955	183,982	269,153	122,058	45,068	2,027,980	19
7,619	(7,180)	-	215,435	-	4,902	25,667	-	27,552	79,571	780,253	20
4,350	(692)	-	116,650	1,086	2,016	70,933	43,549	317,361	16,364	1,033,635	21
16,749	-	-	211,157	6,518	17,976	47,328	168,444	81,723	73,693	1,452,573	22
16,188	-	-	58,790	8,452	13,486	27,066	221,914	68,289	53,473	1,426,691	23
4,152	(2,659)	-	140,915	1,077	3,355	112,408	-	116,060	106,985	1,117,536	24
7,985	-	-	122,965	6,018	25,044	110,937	-	161,142	238,821	2,271,436	25
5,580	-	-	107,660	-	6,020	43,136	-	43,901	43,552	823,199	26
38,684	-	-	663,795	8,594	43,933	62,477	3,686	918,605	57,196	3,309,054	27
1,087	-	-	597,881	661	16,859	38,505	-	966,697	64,980	3,139,229	28
10,197	-	-	81,804	7,440	18,851	41,643	-	99,263	85,435	1,079,611	29
16,945	-	37,041	145,569	3,152	2,047	95,753	-	137,821	203,920	2,105,831	30
1,716	(4,533)	-	75,837	554	6,637	16,747	-	246,667	165,766	970,643	31
25,930	-	8,467	1,036,956	1,000	44,933	158,108	-	-	406,710	1,395,221	32
21,411	(2,139)	-	96,061	238	3,651	32,758	21,408	407,856	68,096	1,805,163	33
15,745	-	-	90,477	6,024	23,938	26,522	157,964	134,562	71,095	1,222,089	34
65,323	-	-	293,984	48,749	57,805	20,462	38,417	298,556	68,911	2,672,878	35
9,682	-	-	89,463	6,414	12,083	10,830	52,008	64,849	65,699	1,248,435	36
11,669	-	-	36,669	-	8,424	24,787	-	695,724	102,287	1,942,121	37
29,438	-	-	93,185	-	16,764	196,762	-	177,059	52,385	1,451,374	38
28,131	-	-	142,045	10,021	11,648	132,676	-	73,509	192,039	1,686,303	39
5,162	-	-	92,704	8,024	31,561	32,830	-	135,501	43,777	1,430,684	40
26,347	-	-	168,999	2,368	16,412	138,073	161,317	748,131	112,733	2,743,413	41
15,335	-	-	139,294	14,632	33,314	50,893	-	348,304	103,506	2,325,145	42
953	-	-	87,336	4	7,292	34,578	38,745	226,909	95,124	1,151,662	43
18,624	-	-	154,318	19,923	11,124	284,960	-	96,329	171,145	1,795,519	44
-	(2,678)	-	169,941	85	12,709	149,399	61,129	169,576	106,162	1,488,737	45
54,451	-	-	127,303	148	11,318	79,775	141,903	175,825	140,880	1,823,728	46
18,967	-	-	42,985	4,938	18,333	67,345	117,325	57,150	39,727	1,532,994	47
8,667	-	-	261,345	17,641	15,212	68,710	166,353	232,837	21,177	2,614,821	48
36,933	-	-	149,579	-	14,347	22,057	98,113	153,314	74,611	1,411,087	49
71,120	-	5,060	119,065	136	11,617	60,354	29,796	415,974	136,453	2,155,044	50
23,423	(7,106)	-	67,413	-	17,734	261,578	685,593	559,543	57,544	2,823,388	51
47,068	-	-	504,564	144,961	42,142	155,022	118,117	546,773	153,448	5,483,302	52
16,055	-	-	197,552	860	4,642	195,680	-	1,254,283	288,908	2,814,407	53
5,413	-	-	119,705	7,500	31,416	40,674	227,082	204,338	87,270	2,220,588	54
28,713	-	-	167,215	691	43,446	56,973	-	474,709	101,392	2,031,037	55
43,828	-	-	333,695	-	10,331	132,797	-	506,831	323,319	3,698,049	56
131,915	-	-	323,488	58,782	12,942	169,866	369,883	468,520	328,305	5,438,649	57
81,029	-	489	220,984	46,337	36,286	6,111	1,616,723	242,818	162,194	5,349,376	58
9,019	-	302	48,398	12,777	5,547	44,278	26,613	336,350	325,402	1,951,377	59
92,693	-	-	353,424	86,799	78,919	45,426	41,243	642,110	248,594	2,955,748	60
60,205	-	-	638,505	9,188	41,798	164,610	-	424,121	668,051	5,304,801	61
75,966	-	-	296,477	64,650	20,348	135,031	298,032	427,077	260,375	4,033,953	62
75,605	-	-	280,194	3,284	19,775	58,094	1,039,927	228,077	341,691	4,813,298	63
84,407	-	-	126,983	20,323	25,721	716,541	358,944	240,369	80,827	2,694,651	64
16,343	-	-	90,559	625	15,670	125,496	130,347	123,244	385,468	2,148,390	65
86,115	-	-	207,182	21,920	11,744	60,417	664,402	242,107	116,790	3,712,608	66
90,797	-	-	118,009	14,076	40,487	100,507	-	767,773	70,125	2,380,038	67
38,411	(15,841)	-	173,255	29,382	25,692	37,840	2,185,147	398,543	107,814	5,851,386	68
720,908	-	-	372,035	207,353	126,341	3,279,471	1,820,068	1,837,085	192,070	11,550,718	69
-	-	-	-	-	-	-	-	-	-	-	70
177,453	-	-	753,050	22,141	35,569	353,469	684,288	716,415	270,105	6,551,995	71
66,572	-	-	379,882	1,817	95,910	194,704	3,517	347,146	179,217	4,947,659	72
15,460	-	-	338,182	19,226	23,461	593,907	126,602	182,592	420,541	3,939,341	73
39,677	-	62,641	327,913	20,714	47,172	1,057,317	487,740	147,729	153,095	4,176,683	74
43,290	-	-	593,203	19,131	60,609	234,090	1,511,759	304,503	194,729	6,581,362	75
1,252	(20,709)	4,947	145,816	2,119	40,338	52,254	159,545	588,541	276,672	2,501,284	76
34,147	-	36,638	365,059	22,725	51,201	68,497	-	214,979	165,215	3,377,645	77
70,862	-	-	361,955	16,733	50,989	65,033	472,838	508,784	195,005	3,928,213	78
38,367	-	24,780	95,279	11,563	13,280	58,372	-	271,897	190,250	1,796,849	79
14,984	-	-	94,615	142	16,952	183,974	1,150	1,056,504	143,206	4,212,728	80
24,887	-	-	255,367	1,081	48,518	105,981	-	436,524	100,412	1,877,825	81
1,073,238	-	57,360	396,661	13,630	193,704	3,387,843	350,056	1,745,159	139,353	11,185,989	82
12,264	-	-	129,105	-	60,307	56,515	-	309,149	139,640	1,291,461	83
62,032	-	105,465	404,690	21,647	77,580	48,840	1,196,860	1,584,614	441,330	7,040,492	84
8,906	-	-	28,839	5,036	26,100	57,329	224,199	62,282	54,425	1,669,133	85
7,074	-	-	102,831	26,391	30,761	70,271	35,811	192,725	6,186	1,510,841	86
319,725	-	-	637,001	102,141	72,704	52,436	1,179,416	98,699	80,542	4,633,713	87
41,860	(19,246)	-	234,178	245	19,689	62,157	-	274,054	251,431	2,146,757	88
51,529	-	776	235,326	4,951	18,159	213,405	238,143	347,696	122,285	2,934,987	89
16,297	-	-	53,743	13,595	2,678	107,828	62,561	111,684	41,298	1,423,314	90
46,438	-	-	117,774	13,972	29,248	52,720	28,611	264,320	86,940	2,142,590	91
74,659	-	-	133,042	21,219	50,945	20,733	1,779,102	75,078	-	3,166,686	92
49,552	-	-	54,445	2,135	10,308	56,750	-	4,788,746	89,917	6,061,342	93
101,042	-	-	167,254	61,444	31,099	129,828	-	299,508	582,478	3,467,255	94
19,735	-	-	56,870	64,239	31,314	13,084	9,329	469,392	95,895	1,411,538	95
6,464	(45,469)	21,891	72,909	17,725	54,366	109,647	-	1,730,206	143,117	4,517,663	96
6,362	-	-	111,553	13,104	18,269	45,531	269,782	96,476	89,254	2,093,078	97
21,259	(7,256)	-	247,321	15,101	44,521	198,478	221,317	195,371	150,946	2,5	

CONSOLIDATED STATEMENT OF OPERATIONS - REVENUE AS AT DECEMBER 31, 2014

#	Urban Municipalities	Type	Education Requisition	Property Taxes (including GIL)									
				Municipal Taxes								Grants in Lieu of Taxation	Total Municipal Taxes
				General Municipal (at large)	LUD	Rural (at large)	Special Services Levies	Debt Charges	Deferred Surplus	Reserves			
Populations under 1,000													
118	Benito	V	100,241	266,707	-	-	-	19,249	-	-	14,414	300,370	
119	Binscarth	V	112,938	205,757	-	-	-	20,892	-	34,051	11,933	272,633	
120	Birtle	T	193,802	495,300	-	-	131,583	18,620	-	68,359	54,921	768,783	
121	Bowsman	V	63,210	141,341	-	-	-	5,235	-	7,328	22,305	176,209	
122	Cartwright	V	101,738	225,395	-	-	51,570	12,479	-	14,689	6,692	310,825	
123	Churchill	T	785,356	1,102,627	-	-	103,691	-	-	3,200	813,220	2,022,738	
124	Crystal City	V	153,088	324,833	-	-	89,223	21,853	601	24,917	6,786	468,213	
125	Deloraine	T	303,415	911,876	-	-	-	71,833	-	58,929	29,998	1,072,636	
126	Dunnottar	V	806,420	1,393,409	-	-	13,297	-	-	29,073	7,941	1,443,720	
127	Elkhorn	V	256,433	-	-	-	-	-	-	-	-	-	
128	Emerson	T	486,779	630,905	-	-	28,082	23,624	-	34,577	277,388	994,576	
129	Erickson	T	135,053	172,306	-	-	43,044	57,374	-	23,538	16,695	312,957	
130	Ethelbert	V	52,867	151,824	-	-	14,397	-	-	-	10,605	176,826	
131	Gilbert Plains	T	600,163	422,768	-	-	152,633	69,486	-	19,456	21,259	685,602	
132	Gladstone	T	289,421	476,912	-	-	255,241	-	-	130,996	25,135	888,284	
133	Glenboro	V	234,135	407,969	-	-	99,503	18,514	9,199	-	13,145	548,330	
134	Grand Rapids	T	300,112	109,151	-	-	-	5,451	-	-	436,019	550,621	
135	Grandview	T	350,290	538,517	-	-	47,961	68,089	-	76,743	50,095	781,405	
136	Gretna	T	369,849	289,202	-	-	25,373	29,955	-	958	22,199	367,687	
137	Hamiota	T	268,451	439,668	-	-	174,661	74,064	-	28,869	25,374	742,636	
138	Hartney	T	227,986	307,939	-	-	-	22,439	-	19,376	11,413	361,167	
139	Leaf Rapids	T	80,052	517,363	-	-	-	11,252	-	-	371,391	900,005	
140	Lynn Lake	T	169,701	622,712	-	-	16,011	-	-	-	140,189	778,912	
141	MacGregor	T	415,572	459,692	-	-	189,354	18,734	-	35,361	17,376	720,517	
142	Manitou	T	266,378	550,953	-	-	71,435	32,053	-	60,518	20,435	735,394	
143	McCreary	V	170,815	170,815	-	-	-	10,824	-	29,266	29,743	371,463	
144	Minitonas	T	150,548	219,495	-	-	66,367	-	-	9,398	13,122	308,382	
145	Notre-Dame-de-Lourdes	V	501,632	196,095	-	-	-	298,555	18,528	-	10,877	524,055	
146	Oak Lake	T	104,555	218,390	-	-	-	-	-	22,221	16,777	257,388	
147	Pilot Mound	T	179,849	-	551,390	-	59,310	7,223	-	-	20,823	638,746	
148	Plum Coulee	T	807,549	287,665	-	-	231,074	45,152	-	30,338	51,979	646,208	
149	Rapid City	T	134,381	189,777	-	-	36,084	8,141	-	9,369	4,943	248,314	
150	Riverton	V	284,711	339,071	-	-	-	37,468	-	9,731	48,466	434,737	
151	Rosburn	T	125,454	451,099	-	-	-	14,960	-	-	29,373	495,432	
152	Snow Lake	T	951,677	928,539	-	-	-	104,444	-	53,918	833,369	1,920,270	
153	Somerset	V	144,067	-	323,522	-	14,012	17,265	-	16,064	6,833	377,696	
154	St. Claude	V	224,052	325,511	-	-	-	73,888	-	53,532	15,000	467,931	
155	St. Lazare	V	101,112	118,899	-	-	56,950	20,876	-	18,171	30,207	245,103	
156	Treherne	V	230,968	459,187	-	-	-	65,604	-	15,788	6,913	547,492	
157	Waskada	V	87,148	187,559	-	-	-	32,650	-	-	2,975	223,184	
158	Wawanesa	V	206,594	289,669	-	-	10,284	49,204	-	10,284	6,277	365,718	
159	Winnipegosis	V	155,561	295,855	-	-	129,708	26,324	-	-	59,313	511,200	
Populations 1,000 - 5,000													
160	Altona	T	2,632,644	1,208,690	-	-	1,486,170	511,633	-	313,674	53,355	3,573,522	
161	Arborg	T	591,852	753,252	-	-	516	186,723	-	9,359	79,461	1,029,311	
162	Beausejour	T	1,910,174	1,671,543	-	-	342,825	300,904	-	101,636	121,011	2,537,919	
163	Boissevain	T	747,576	541,263	-	-	391,093	154,821	-	122,261	47,410	1,256,848	
164	Carberry	T	743,702	501,684	-	-	554,249	-	-	142,751	31,442	1,230,126	
165	Carman	T	1,621,366	2,093,918	-	-	137,432	593,537	-	32,616	56,042	2,913,545	
166	Gillam	T	352,302	339,415	-	-	-	-	-	-	5,921,870	6,261,285	
167	Lac du Bonnet	T	846,982	963,476	-	-	85,184	182,121	-	67,039	189,135	1,486,955	
168	Melita	T	457,793	441,246	-	-	261,959	149,818	-	85,798	19,607	958,428	
169	Minnedosa	T	1,829,402	2,073,170	-	-	115,550	29,024	-	401,830	89,409	2,708,983	
170	Morris	T	1,123,582	1,370,990	-	-	410,384	225,577	-	57,855	77,769	2,142,575	
171	Neepawa	T	2,158,174	2,717,222	-	389,875	256,439	184,693	-	178,108	101,193	3,827,530	
172	Niverville	T	2,867,428	1,055,237	-	-	725,767	63,917	-	572,172	22,510	2,439,603	
173	Pinawa	LGD	4,408,380	-	-	-	-	-	-	-	-	-	
174	Powerview-Pine Falls	T	957,705	-	-	-	-	-	-	-	-	-	
175	Rivers	T	478,129	424,393	-	-	375,812	219,615	-	139,831	40,669	1,200,320	
176	Roblin	T	1,757,863	606,342	-	-	526,343	138,859	-	243,217	53,077	1,567,838	
177	Russell	T	863,547	1,157,586	-	-	348,305	5,216	-	131,229	72,051	1,714,387	
178	Souris	T	1,769,800	1,069,292	-	-	-	204,515	-	207,282	52,639	1,533,728	
179	St. Pierre-Jolys	V	545,232	479,061	-	-	322,017	68,877	-	-	30,811	900,766	
180	Ste. Anne	T	893,296	374,252	-	-	1,050,097	127,427	-	-	34,672	1,586,448	
181	Ste. Rose du Lac	T	408,802	562,066	-	-	47,381	56,274	-	12,608	43,776	722,105	
182	Stonewall	T	3,606,317	1,606,406	-	-	248,370	276,723	-	613,791	32,387	2,777,677	
183	Swan River	T	2,710,135	2,741,841	-	-	823,881	162,483	-	179,266	175,808	4,083,279	
184	Teulon	T	657,511	625,583	-	-	39,830	37,392	-	-	14,578	717,383	
185	Virden	T	3,555,236	2,889,685	-	-	75,222	539,614	-	36,916	126,437	3,667,874	
186	Winnipeg Beach	T	1,033,887	1,328,339	-	-	-	71,548	-	61,362	17,967	1,479,216	
Populations over 5,000													
187	Brandon	C	42,743,331	28,963,383	-	-	219,891	2,934,644	-	5,304,994	2,298,918	39,721,830	
188	Dauphin	C	5,196,311	3,780,115	-	-	11,316	1,284,966	-	376,261	374,302	5,826,960	
189	Flin Flon	C	4,262,616	1,518,058	-	-	1,927,748	952,152	-	480,459	4,724,630	9,603,046	
190	Morden	C	6,057,333	3,209,597	-	-	2,459,054	1,006,093	-	111,194	221,425	7,007,363	
191	Portage la Prairie	C	8,144,578	7,373,376	-	-	145,118	1,463,951	-	917,948	884,560	10,784,953	
192	Selkirk	C	7,075,340	6,617,369	-	-	-	838,829	-	416,772	1,210,057	9,083,027	
193	Steinbach	C	13,893,906	4,690,704	-	-	3,913,285	2,943,219	-	916,186	175,277	12,638,671	
194	The Pas	T	3,919,989	5,142,876	-	-	-	630,446	-	-	968,852	6,742,174	
195	Thompson	C	10,908,196	6,695,558	-	-	430,940	1,758,398	-	18,285	5,443,208	14,346,389	
196	Winkler	C	10,907,919	3,464,385	-	-	4,515,524	782,033	-	-	82,505	8,844,447	
Total Urban Municipalities				166,322,460	117,024,939	-	1,264,787	24,358,550	20,499,815	28,328	13,201,718	27,502,738	203,880,875
197	Winnipeg	C	-	484,565,000	-	-	-	43,180,000	-	31,186,000	23,052,000	581,983,000	
Summary													
Rural Municipalities:													
Populations under 1,000			53,661,225	32,301,593	816,307	5,523,906	4,882,990	2,962,522	-	6,309,160	1,203,572	54,000,050	
Populations 1,000 - 5,000			146,088,624	54,076,121	3,137,812	22,403,669	7,446,620	6,090,675	61,305	9,519,343	4,022,314	106,757,859	
Populations over 5,000			111,372,781	53,919,380	2,183,473	5,714,152	7,003,821	5,602,029	-	3,396,151	1,602,910	79,421,916	
Total Rural Municipalities			311,122,630	140,297,094	6,137,592	33,641,727	19,333,431	14,655,226	61,305	19,224,654	6,828,796	240,179,825	
Urban Municipalities:													
Populations under 1,000			11,684,124	15,973,567	-	874,912	2,110,848	1,413,774	28,328	949,018	3,613,918	24,964,365	
Populations 1,000 - 5,000			41,528,817	29,595,952	-	389,875	8,624,826	4,491,311	-	3,710,601	7,505,086	54,317,651	
Populations over 5,000			113,109,519	71,455,421	-	-	13,622,876	14,594,731	-	8,542,099	16,383,734	124,598,860	
Total Urban Municipalities			166,322,460	117,024,939	-	1,264,787	24,358,550	20,499,815	28,328	13,201,718	27,502,738	203,880,875	
Sub-total			477,445,090	257,322,033	6,137,592	34,906,514	43,691,981	35,155,041	89,633	32,426,372	34,331,534	444,060,701	
City of Winnipeg			-	484,565,000	-	-	-	43,180,000	-	31,186,000	23,052,000	581,983,000	
Total			477,445,090	741,887,033	6,137,592	34,906,514							

CONSOLIDATED STATEMENT OF OPERATIONS - REVENUE AS AT DECEMBER 31, 2014

Net Taxes Added (Cancelled)	Discounts	Business Taxes	User Fees	Permit, Licenses & Fines	Investment Income	Other Revenue	Water & Sewer	Grants Province of Manitoba	Grants Other	Total Revenue	#
-	-	-	78,035	1,748	12,505	96,075	83,868	36,643	44,556	653,800	118
4,288	(1,660)	-	12,623	1,230	5,828	18,589	165,639	192,052	51,673	722,895	119
18,226	-	-	138,259	2,906	13,946	61,231	333,303	376,003	106,994	1,819,651	120
2,186	-	-	20,073	930	2,996	4,870	55,134	30,611	25,654	318,663	121
6,944	-	180	27,461	-	3,583	24,882	95,018	81,547	54,824	605,264	122
1,571	-	-	835,411	7,168	372,885	252,222	696,021	1,732,572	47,682	5,968,270	123
2,520	-	-	57,552	2,982	5,874	31,193	28,511	98,884	126,042	821,771	124
8,555	-	1,857	172,685	4,528	14,792	114,069	391,638	502,005	177,460	2,460,225	125
11,613	22,598	-	72,184	144,288	10,903	5,414	-	578,782	96,152	2,385,654	126
-	-	-	-	-	-	-	-	-	-	-	127
6,022	(8,772)	-	178,218	4,411	6,594	45,821	427,674	291,257	42,517	1,988,318	128
488	-	-	51,245	4,390	4,658	101,152	318,992	92,947	91,391	978,220	129
1,730	-	-	54,499	-	472	10,227	161,747	21,812	22,187	449,500	130
15,484	(504)	-	150,406	3,107	14,604	65,382	375,539	168,468	137,521	1,615,609	131
14,845	-	774	269,796	6,972	10,531	98,617	507,071	381,531	113,651	2,292,072	132
1,833	-	-	54,074	537	2,978	101,818	-	73,507	103,540	886,617	133
-	-	-	94,895	549	4,181	46,589	325,868	336,279	61,090	1,420,072	134
7,846	-	875	245,880	3,707	14,066	109,820	325,625	249,397	99,602	1,838,223	135
6,394	-	-	37,908	359	6,834	11,803	233,116	41,211	64,139	769,451	136
17,182	-	846	179,414	16,292	8,182	52,904	201,800	184,410	177,387	1,581,053	137
11,985	-	292	243,948	2,053	4,294	152,897	179,504	131,871	176,317	1,264,328	138
-	-	-	346,081	1,472	-	146,906	212,180	429	66,959	1,674,032	139
(6,032)	-	-	82,790	2,105	16,365	58,638	317,693	129,285	38,969	1,418,725	140
41,502	-	-	133,763	5,729	17,654	59,553	482,605	247,618	121,026	1,829,967	141
8,492	-	-	106,422	1,209	6,750	303,060	299,757	211,664	108,062	1,780,810	142
12,846	-	463	19,522	1,807	4,230	13,326	171,831	58,670	38,716	692,874	143
361	-	-	70,436	1,298	2,409	14,616	110,402	86,553	33,075	627,532	144
16,525	-	-	401,304	4,316	2,436	53,981	169,146	92,365	257,960	1,522,088	145
7,256	-	-	16,851	2,642	9,216	17,546	194,477	133,782	47,119	686,277	146
40,222	-	-	137,329	984	16,987	336,551	2,388,034	122,879	209,242	3,890,974	147
26,116	-	-	152,428	19,821	4,336	9,046	347,461	225,880	84,242	1,515,538	148
13,700	-	-	64,401	4,873	13,443	459,056	375,074	41,882	54,952	1,275,695	149
984	-	-	8,495	1,644	2,729	28,266	38,387	68,547	82,457	666,246	150
4,605	-	-	103,823	11	4,841	98,748	215,984	144,497	131,773	1,199,714	151
44,960	-	-	243,113	28,431	16,632	97,208	508,099	676,289	256,085	3,791,087	152
8,632	-	-	23,613	5,173	2,443	20,478	266,275	46,534	60,075	810,919	153
39,511	-	341	78,109	3,941	11,950	225,676	630,072	112,935	56,860	1,627,326	154
-	(4,112)	-	7,163	214	3,090	7,921	31,930	59,366	21,566	372,241	155
7,059	-	-	125,971	9,988	18,641	31,246	261,452	156,765	99,864	1,258,478	156
7,912	-	-	487,294	30	20,130	339,705	195,471	70,334	102,051	1,446,111	157
12,828	-	217	93,123	119	2,783	29,618	977,488	198,607	53,520	1,734,021	158
5,184	(2,201)	-	90,625	76	20,058	43,735	180,938	91,870	319,827	1,261,312	159
227,440	-	150,892	1,309,105	46,932	74,394	105,434	2,326,581	943,962	521,056	9,279,318	160
4,507	-	-	307,772	4,451	18,443	40,194	312,674	355,829	54,428	2,127,609	161
75,196	-	-	983,505	6,876	64,771	57,563	699,672	824,045	282,406	5,531,953	162
20,123	-	48,228	93,729	5,869	1,090	72,014	468,345	382,162	298,858	2,747,266	163
35,156	-	3,680	269,083	41,121	27,830	68,173	129,264	351,402	136,953	2,292,788	164
44,260	-	2,004	526,491	177,421	32,305	172,018	876,826	778,769	541,465	6,065,104	165
-	-	-	435,979	13,377	4,455	303,723	413,742	306,907	108,194	7,847,662	166
36,964	-	-	41,231	3,808	28,795	26,670	527,580	243,047	54,990	2,450,404	167
161,509	-	1,652	250,113	22,820	12,697	104,805	555,674	2,472,367	245,571	4,785,636	168
21,914	-	-	497,358	36,294	66,130	131,867	1,430,752	647,198	305,264	5,845,760	169
52,258	-	-	461,539	17,827	11,940	98,617	904,083	369,324	165,298	4,223,461	170
141,516	-	-	539,268	18,652	94,217	252,410	1,637,718	1,117,418	267,370	7,896,099	171
287,264	-	-	307,422	44,432	71,181	1,134,344	831,148	752,566	442,489	6,310,449	172
-	-	-	-	-	-	-	-	-	-	-	173
-	-	-	-	-	-	-	-	-	-	-	174
9,644	(1,629)	1,758	259,480	18,309	14,550	165,971	364,223	263,270	98,532	2,394,428	175
10,343	(8,508)	1,843	320,984	6,646	39,968	93,724	532,243	365,725	394,341	3,325,147	176
14,478	-	85,635	497,373	5,183	11,814	303,711	592,373	367,242	430,127	4,022,323	177
48,027	-	3,596	747,064	10,716	14,714	143,714	558,998	5,388,821	176,836	8,626,214	178
23,748	-	-	110,287	10,325	7,526	60,832	45,341	296,912	298,895	1,754,632	179
65,891	-	-	572,775	85,255	24,963	173,760	26,641	665,024	214,105	3,414,862	180
18,034	(10,354)	-	293,408	7,324	25,286	128,178	258,580	313,165	156,158	1,911,884	181
203,211	-	-	1,007,400	58,707	23,982	128,997	585,869	941,026	380,248	6,107,117	182
91,546	-	63,258	804,414	47,100	41,807	899,114	1,066,468	828,284	579,729	8,504,999	183
13,075	-	-	234,251	2,666	20,344	95,023	79,034	259,455	146,173	1,567,004	184
151,550	-	4,003	2,280,694	88,507	147,388	622,343	734,703	723,268	402,592	8,822,922	185
10,179	-	-	116,328	20,820	53,056	47,277	106,160	200,051	134,206	2,167,293	186
1,987,628	-	117,108	16,748,384	2,924,039	618,055	1,082,237	21,643,804	17,657,766	2,896,202	105,397,053	187
106,529	-	16,106	1,710,508	192,775	163,319	448,640	3,670,389	2,294,222	823,402	15,252,850	188
43,055	-	142,020	718,394	928,377	29,006	596,377	2,484,901	1,721,001	337,540	16,603,717	189
195,152	-	-	1,716,414	235,580	113,960	625,167	2,624,445	1,635,560	189,324	14,342,965	190
196,494	-	-	2,838,630	455,467	453,028	557,671	11,041,990	3,516,034	1,130,876	30,975,143	191
247,701	-	252,617	2,309,697	91,337	259,072	774,285	3,206,946	2,511,120	601,190	19,336,992	192
1,061,186	-	141,502	4,756,204	415,566	399,732	5,620,993	2,873,663	3,639,263	227,122	31,773,902	193
(119,660)	-	10,775	2,200,861	39,502	72,710	691,117	2,037,347	1,252,447	838,053	13,765,326	194
74,089	-	499,158	3,998,673	523,974	33,336	1,245,938	4,174,700	4,541,170	718,982	30,156,409	195
855,379	-	80,516	3,700,639	148,429	273,794	2,774,655	6,304,410	2,064,013	643,966	25,689,878	196
6,847,761	(15,142)	1,632,196	59,832,679	7,060,124	4,067,487	23,648,011	89,408,111	69,568,375	19,307,350	485,237,830	
-	-	58,818,000	210,999,000	62,615,000	35,693,000	142,819,000	244,762,000	303,067,000	75,780,000	1,716,536,000	197

3,060,835	(107,872)	50,801	8,022,761	250,378	1,430,513	3,453,317	3,436,689	17,408,663	5,792,986	96,799,120	
5,132,498	(114,720)	369,992	13,690,349	1,861,346	2,083,928	13,916,517	20,649,256	33,336,802	10,436,899	208,120,726	
4,934,620	(32,582)	412,665	18,135,046	3,760,382	1,716,690	8,256,024	21,460,911	22,058,237	13,267,612	173,391,521	
13,127,953	(255,174)	833,458	39,848,156	5,872,106	5,231,131	25,625,858	45,546,856	72,803,702	29,497,497	478,311,367	
432,375	5,349	5,845	5,767,222	304,040	717,829	3,800,455	13,280,824	8,578,540	4,064,779	61,921,625	
1,767,833	(20,491)	366,549	13,367,053	801,038	933,646	5,430,476	16,064,692	20,157,239	6,836,284	120,021,970	
4,647,553	-	1,259,802	40,698,404	5,955,046	2,416,012	14,417,080	60,062,595	40,832,596	8,406,287	303,294,235	
6,847,761	(15,142)	1,632,196	59,832,679	7,060,124	4,067,487	23,648,011	89,408,111	69,568,375	19,307,350	485,237,830	
19,975,714	(270,316)	2,465,654	99,680,835	12,932,230	9,298,618	49,273,869	134,954,967	142,372,077	48,804,847	963,549,197	
-	-	58,818,000	210,999								

#	Rural Municipalities	Type	General Government Services				Protective Services				
			Legislative	General Administrative	Other	Total General Government Services	Police	Fire	Emergency Measures	Other	Total Protective Services
Populations under 1,000											
1	Albert	RM	48,689	140,093	9,333	198,115	-	64,850	2,536	353,982	421,368
2	Archie	RM	50,554	248,458	43,545	342,557	-	49,839	5,187	16,270	71,296
3	Arthur	RM	26,545	335,243	17,643	379,431	31,158	29,057	3,242	590,481	653,938
4	Birtle	RM	47,113	136,373	79,116	262,602	-	37,249	3,629	13,713	54,591
5	Blanshard	RM	43,991	220,440	13,023	277,454	-	40,592	2,412	-	43,004
6	Brenda	RM	27,600	277,435	11,864	316,899	-	37,619	3,682	53,394	94,695
7	Cameron	RM	36,200	107,406	30,579	174,185	-	23,279	67,769	521	91,569
8	Clanwilliam	RM	28,428	161,321	23,278	213,027	-	55,977	2,519	-	58,496
9	Daly	RM	54,586	260,597	-	315,183	-	55,621	-	1,999	57,620
10	Edward	RM	68,306	282,936	15,503	366,745	-	68,027	4,610	24,205	96,842
11	Ellice	RM	26,352	120,837	8,024	155,213	-	17,114	1,172	165,414	183,700
12	Eriksdale	RM	51,213	204,822	-	256,035	-	90,169	2,530	105	92,804
13	Ethelbert	RM	33,006	166,326	46,299	245,631	-	29,539	1,058	8,947	39,544
14	Gilbert Plains	RM	47,472	340,205	53,678	441,355	-	26,311	12,112	19,933	58,356
15	Glenella	RM	27,361	131,498	-	158,859	-	16,202	1,561	5,902	23,665
16	Glenwood	RM	109	290,992	40,387	331,488	-	38,119	3,356	1,860	36,623
17	Grandview	RM	55,460	266,046	67,769	389,275	-	42,265	54,823	20,381	117,469
18	Hamiota	RM	63,005	215,417	38,156	316,578	-	44,587	2,026	-	46,613
19	Harrison	RM	53,852	163,957	79,729	297,538	-	76,767	3,036	2,322	82,125
20	Hillsburg	RM	34,057	135,563	5,682	175,302	-	21,823	3,039	-	24,862
21	Lakeview	RM	29,948	180,394	14,426	224,768	-	13,337	-	1,076	14,413
22	Langford	RM	35,745	91,865	51,719	179,329	4,042	43,038	1,469	10,899	59,448
23	Lansdowne	RM	47,481	185,353	31,288	264,122	-	16,563	2,262	1,420	20,245
24	Lawrence	RM	39,565	206,527	9,316	255,408	-	33,663	3,092	3,142	39,887
25	Louise	RM	52,850	237,143	12,116	302,109	-	59,016	21,273	4,584	84,873
26	McCreary	RM	35,597	125,445	10,567	171,609	-	20,153	637	7,028	27,818
27	Miniota	RM	64,649	347,525	173,644	585,818	-	66,483	3,374	295	70,152
28	Minitonas	RM	32,270	216,557	55,953	304,780	-	47,673	4,915	3,447	56,035
29	Minto	RM	57,611	117,124	21,142	195,877	-	24,472	5,334	-	29,806
30	Morton	RM	49,287	179,554	59,941	288,782	-	68,006	2,087	1,820	71,913
31	Mossey River	RM	32,241	161,402	4,926	198,569	-	34,179	2,997	229,520	266,696
32	Mystery Lake	LGD	20,444	463	2,491	23,398	-	-	-	-	-
33	Ochre River	RM	65,674	227,030	26,003	318,707	-	85,005	5,651	489,017	579,673
34	Odanah	RM	57,993	117,039	20,890	195,922	-	21,054	4,829	-	25,883
35	Park	RM	56,002	418,813	9,679	484,494	-	77,195	2,796	4,454	84,445
36	Riverside	RM	38,168	145,789	65,390	249,347	-	88,043	3,332	1,283	92,658
37	Roblin	RM	46,371	247,559	43,689	337,619	-	50,648	3,981	2,786	57,415
38	Rosburn	RM	45,679	242,015	13,241	300,935	-	14,663	2,527	44,761	61,951
39	Russell	RM	68,274	236,115	4,564	308,953	-	71,797	2,239	108,059	182,095
40	Saskatchewan	RM	60,761	189,389	66,307	316,457	-	35,416	-	-	35,416
41	Shellmouth-Boulton	RM	71,104	265,031	11,842	347,977	80	45,090	3,626	32,539	81,335
42	Sifton	RM	37,500	226,495	179,011	443,006	24,000	66,405	4,359	247,048	341,812
43	Silver Creek	RM	39,087	225,251	11,916	276,254	-	32,831	7,724	24,704	65,259
44	South Cypress	RM	86,051	238,876	79,142	404,069	-	76,759	2,923	-	79,682
45	St. Rose	RM	46,223	214,763	21,776	282,762	-	23,783	2,305	40,093	66,181
46	Strathclair	RM	18,218	289,711	13,932	321,861	-	32,747	3,729	23,757	60,233
47	Strathcona	RM	18,337	182,063	163,330	363,730	200	43,057	3,195	-	46,452
48	Victoria Beach	RM	69,091	352,318	66,935	488,344	224,265	179,888	156,746	87,882	648,781
49	Whitewater	RM	69,942	197,447	104,803	372,192	-	51,910	6,035	-	57,945
50	Winchester	RM	37,629	223,575	139,471	400,675	-	51,299	363,493	3,851	418,643
51	Woodworth	RM	83,053	195,883	57,916	336,852	-	43,025	3,341	45,324	91,690
Populations 1,000 - 5,000											
52	Alexander	RM	172,614	910,012	-	1,082,626	136,080	454,195	14,000	46,994	651,269
53	Alonsa	RM	72,926	223,456	7,655	304,037	-	67,732	3,797	979,006	1,050,535
54	Argyle	RM	31,654	222,456	88,658	342,768	-	55,869	18,685	402	74,956
55	Armstrong	RM	52,662	193,452	114,563	360,677	-	98,116	81,073	17,197	196,387
56	Bifrost	RM	90,633	352,480	101,646	544,759	-	190,310	-	1,243	191,553
57	Brokenhead	RM	150,425	710,705	79,446	940,576	-	171,511	1,422	30,750	203,683
58	Cartier	RM	115,108	573,726	84,152	772,986	-	139,717	88,463	113,856	342,036
59	Coldwell	RM	53,698	220,083	-	273,781	-	54,189	29,343	7,001	90,533
60	Cornwallis	RM	63,045	253,058	113,877	429,980	64,450	164,755	364,008	20,093	613,306
61	Dauphin	RM	96,699	617,735	86,447	800,881	-	154,586	4,345	43,178	202,109
62	De Salaberry	RM	65,825	386,521	342,522	794,868	-	156,031	18,926	53,798	228,755
63	Dufferin	RM	103,338	224,397	673,309	1,001,044	-	96,343	7,168	1,691	105,202
64	Elton	RM	87,510	214,279	25,683	327,472	-	55,662	139,960	2,181	197,803
65	Fisher	RM	64,826	307,408	278,954	651,188	-	55,115	18,441	82,456	156,012
66	Franklin	RM	97,526	247,845	266,966	612,337	-	116,223	5,286	101,700	223,209
67	Grahamdale	RM	73,699	233,295	166,210	473,204	-	118,353	10,680	-	129,033
68	Grey	RM	77,510	488,576	64,749	630,835	-	103,116	242	30,841	134,199
69	Headingley	RM	70,870	975,686	39,758	1,086,314	-	222,977	83,313	4,800	311,090
70	Kelsey	RM	-	-	-	-	-	-	-	-	-
71	Killamey-Turtle Mountain	M	121,297	423,914	49,698	594,909	340,604	124,298	86,771	6,227	557,900
72	Lac du Bonnet	RM	97,907	374,440	443,819	916,166	21,367	166,583	15,081	40,949	243,980
73	Lorne	RM	73,325	356,356	-	429,681	-	128,790	6,551	-	135,341
74	Montcalm	RM	74,587	299,299	132,083	505,969	-	120,406	2,609	21,568	144,583
75	Morris	RM	86,194	520,415	228,344	834,953	-	148,424	6,825	98,138	253,387
76	Mountain	RM	117,771	364,300	12,849	494,920	-	68,497	11,533	58,934	138,964
77	North Cypress	RM	46,094	311,676	96,173	453,943	-	44,238	5,926	1,199	51,363
78	North Norfolk	RM	105,677	294,700	100,739	501,116	-	53,887	11,212	43,055	108,154
79	Oakland	RM	54,876	271,416	19,724	346,016	250	34,267	3,574	-	46,687
80	Pembina	RM	68,611	286,597	39,002	394,210	-	108,105	1,800	65,281	175,186
81	Piney	RM	53,987	339,482	27,713	421,182	176	152,672	11,511	96,806	261,165
82	Pipestone	RM	113,973	560,430	500,492	1,174,895	-	198,865	31,480	542,284	772,629
83	Reynolds	RM	63,008	228,366	72,025	363,399	129	164,550	3,076	6,176	173,931
84	Rhineland	RM	76,427	384,533	311,981	772,941	-	147,763	2,803	422,700	573,266
85	Roland	RM	32,465	196,966	-	229,431	-	69,088	11,668	12,261	93,017
86	Rosedale	RM	44,740	302,898	-	347,638	8,086	50,866	153	3,955	63,060
87	Rosser	RM	88,867	505,083	133,597	727,547	-	310,448	20,928	11,870	343,246
88	Shell River	RM	65,697	289,591	10,406	365,694	-	46,312	4,977	60,963	112,252
89	Shoal Lake	RM	63,293	146,374	168,134	377,801	-	73,427	3,675	1,222	78,324
90	Siglunes	RM	82,652	400,265	-	482,917	-	74,791	1,675	-	76,466
91	South Norfolk	RM	28,170	316,518	-	344,688	-	78,807	3,816	2,574	85,197
92	St. Francois Xavier	RM	52,196	359,783	-	411,979	-	119,912	80,093	-	200,005
93	St. Laurent	RM	65,291	316,517	20,945	402,753	-	68,053	12,302	77,652	158,007
94	St. Anne	RM	174,127	375,336	153,622	703,085	-	248,026	24,658	91,908	364,592
95	Stuartburn	RM	41,642	363,694	-	405,336	-	101,820	27,741	21,352	150,913
96	Swan River	RM	81,502	363,420	14,406	459,328	-	85,455	10,136	33,292	128,883
97	Thompson	RM	71,697	169,866	31,595	273,158	-	72,707	11,074	2,288	86,069
98	Victoria	RM	69,833	346,888	7,142	423,863	-	80,822	4,579	18,017	103,418
99	Wallace	RM	118,532	535,548	27,090	681,170	-	241,504	4,563	46,195	292,262
100	West St. Paul	RM	176,229	859,333	137,679	1,173,241	-	312,926	60,137	211,574	584,637
101	Westbourne	RM	46,587	480,306	21,224	548,117	-	37,447	11		

Transportation Services				Environmental Health Services	Public Health & Welfare Services	Regional Planning & Development	Resource Conservation & Industrial Development	Recreation & Cultural Services	Water & Sewer	Total Expenses	#
Roads, Streets & Bridges	Air Transport	Public Transit	Total Transportation Services								
740,124	-	-	740,124	34,537	1,706	1,949	19,236	56,965	-	1,474,000	1
1,625,155	-	-	1,625,155	12,230	3,177	7,502	58,901	25,010	27,998	2,173,826	2
802,643	-	-	802,643	27,898	49,908	18,994	66,030	401,644	293,025	2,693,511	3
1,196,745	-	9,654	1,206,399	41,929	11,065	1,796	87,375	234,705	10,382	1,910,844	4
902,908	-	-	902,908	83,652	11,070	46,345	102,184	67,189	122,901	1,656,707	5
1,712,027	-	-	1,712,027	62,431	12,874	2,798	77,657	130,387	356,146	2,765,914	6
525,831	-	9,073	534,904	25,930	4,027	16,475	151,014	84,704	-	1,082,808	7
378,211	1,200	-	379,411	54,839	3,360	20,028	11,013	69,505	-	809,679	8
1,030,375	-	-	1,030,375	36,059	3,507	23,613	63,685	81,035	61,641	1,672,718	9
3,760,507	-	-	3,760,507	111,737	17,696	8,333	85,479	155,603	100,919	4,703,861	10
375,091	-	-	375,091	11,509	853	3,252	20,769	6,486	-	756,873	11
449,865	-	-	449,865	215,878	58,315	42,843	47,734	157,485	13,535	1,334,494	12
566,305	-	-	566,305	41,305	4,336	3,201	68,620	4,400	-	973,342	13
2,268,835	-	-	2,268,835	102,130	103,474	9,017	60,659	313,471	426,910	3,784,207	14
452,867	-	-	452,867	32,154	3,960	1,560	23,099	76,373	33,957	806,494	15
436,915	-	5,000	441,915	68,201	204,176	97,162	53,949	219,273	-	1,452,787	16
1,204,429	1,558	23,347	1,229,334	50,605	125,648	5,077	46,187	264,269	154,106	2,381,970	17
905,617	-	17,875	923,492	8,845	20,359	42,574	203,786	183,930	-	1,746,177	18
738,994	-	-	738,994	103,186	370	49,840	55,000	19,508	215,427	1,561,988	19
394,858	-	-	394,858	10,372	18,609	13,546	17,571	94,261	-	749,381	20
574,186	-	-	574,186	30,391	-	16,872	34,337	30,807	105,918	1,031,692	21
678,492	-	-	678,492	97,413	10,315	12,689	110,597	55,916	130,659	1,334,858	22
694,155	-	-	694,155	40,936	12,425	4,047	36,265	53,512	379,150	1,504,857	23
512,225	-	-	512,225	71,322	200	10,735	53,425	113,727	-	1,056,929	24
1,034,460	-	25,961	1,060,421	369,629	57,107	2,953	174,274	206,027	-	2,257,393	25
394,589	-	-	394,589	34,180	2,796	6,553	63,863	105,555	-	806,963	26
793,434	-	412,062	1,205,496	127,028	15,602	81,171	70,406	67,383	32,601	2,255,657	27
2,415,813	108,430	61,761	2,586,004	63,177	48,349	7,744	53,530	116,998	-	3,236,617	28
496,342	-	-	496,342	63,749	1,969	56,646	37,854	90,325	-	972,568	29
1,292,589	-	-	1,292,589	77,811	24,598	154,558	460,309	460,309	-	2,376,296	30
490,139	-	-	490,139	34,947	1,007	7,133	36,982	12,126	-	1,047,599	31
1,135	129	-	1,006	674,009	-	-	-	-	-	698,413	32
563,603	-	-	563,603	68,089	971	20,509	170,427	41,810	26,615	1,790,404	33
527,065	-	-	527,065	45,841	4,259	22,399	35,377	71,978	184,008	1,112,732	34
770,030	-	-	770,030	235,022	12,262	125,545	38,584	82,472	74,644	1,907,498	35
698,617	-	-	698,617	54,087	522	26,832	113,959	49,853	108,016	1,393,891	36
1,179,012	-	-	1,179,012	43,289	8,463	350	85,475	288,741	-	2,000,364	37
604,737	-	-	604,737	49,466	22,040	1,500	67,422	115,303	-	1,223,354	38
757,193	-	-	757,193	45,157	9,558	8,594	160,929	187,399	-	1,659,878	39
668,847	-	-	668,847	24,686	712	43,064	19,488	35,325	-	1,143,995	40
1,009,928	-	-	1,009,928	39,865	1,682	-	173,265	47,229	170,831	1,872,112	41
733,790	-	-	733,790	89,622	582	20,733	158,745	88,257	-	1,876,547	42
688,993	-	-	688,993	24,032	602	7,934	72,026	54,373	90,534	1,280,007	43
595,760	504	14,377	610,641	57,601	14,200	34,517	115,892	184,944	-	1,501,546	44
568,298	-	-	568,298	59,653	50,991	5,188	81,871	300,108	70,475	1,485,527	45
873,491	-	-	873,491	109,643	12,481	29,033	31,060	159,174	159,496	1,756,472	46
580,153	-	-	580,153	96,606	3,569	20,395	30,684	64,590	138,610	1,344,789	47
429,517	-	-	429,517	175,432	4,638	451,315	-	162,677	313,014	2,673,718	48
505,577	-	-	505,577	64,597	2,540	51,718	91,855	105,931	87,940	1,340,295	49
795,096	12,745	29,726	837,567	36,310	58,139	4,273	89,973	272,449	36,487	2,154,516	50
1,383,665	-	-	1,383,665	111,418	8,132	59,242	133,177	86,920	177,449	2,388,545	51
1,839,023	-	-	1,839,023	439,969	36,683	118,044	6,000	245,968	114,282	4,533,864	52
933,170	-	-	933,170	124,753	68,286	16,649	91,641	70,845	-	2,659,916	53
969,061	-	34,131	1,003,192	93,944	8,009	32,733	115,314	102,109	183,791	1,956,816	54
1,013,105	-	-	1,013,105	139,663	11,293	25,019	61,419	1,501	-	1,809,063	55
1,605,538	-	-	1,605,538	122,365	3,656	52,701	240,820	419,907	-	3,181,299	56
1,923,255	-	-	1,923,255	116,212	108,507	93,258	280,180	237,626	593,616	4,496,913	57
1,554,654	-	-	1,554,654	196,517	53,526	18,431	136,896	204,456	1,126,866	4,406,368	58
734,960	-	20,530	755,490	347,498	15,015	79,181	47,572	119,594	77,110	1,805,774	59
1,053,288	-	-	1,053,288	251,888	8,062	208,969	13,334	2,788	8,782	2,590,397	60
2,470,068	-	-	2,470,068	135,294	286,188	25,677	342,873	1,071,370	-	5,334,460	61
1,498,624	-	10,988	1,509,612	214,118	4,079	77,360	109,967	323,534	319,843	3,582,136	62
1,359,968	-	-	1,359,968	8,108	183,583	-	243,599	660,809	1,123,210	4,685,523	63
556,998	-	-	556,998	158,782	1,654	93,449	28,884	6,092	438,243	1,809,377	64
570,665	-	-	570,665	92,862	29,342	88,509	14,325	53,347	231,981	1,888,231	65
1,364,230	-	212,552	1,576,782	174,207	36,613	25,348	63,882	69,336	405,050	3,186,764	66
1,547,900	-	-	1,547,900	113,923	15,197	-	56,903	16,176	-	2,352,336	67
1,803,465	-	-	1,803,465	223,546	2,814	2,805	100,099	83,623	1,580,994	4,562,380	68
1,253,313	-	-	1,253,313	163,640	77	178,365	569,891	603,804	2,797,612	6,964,106	69
-	-	-	-	-	-	-	-	-	-	-	70
969,707	-	11,199	980,906	426,126	91,382	82,753	454,283	1,729,589	957,030	5,874,878	71
2,795,664	-	-	2,795,664	338,385	20,644	132,655	128,282	290,083	5,244	4,871,103	72
1,935,337	-	10,964	1,946,301	132,449	1,303	59,029	367,237	117,400	191,868	3,380,249	73
1,223,889	-	-	1,223,889	101,833	172,191	3,371	65,453	654,939	507,259	3,379,487	74
2,572,080	-	33,501	2,605,581	201,666	3,466	35,500	70,831	358,111	1,211,744	5,575,239	75
802,104	-	-	802,104	166,069	23,748	46,010	88,826	66,157	218,672	2,045,470	76
1,399,474	-	30,300	1,429,774	270,101	62,156	46,299	84,611	702,873	-	3,101,120	77
1,512,597	-	-	1,512,597	117,820	9,792	11,099	175,831	491,150	657,716	3,585,275	78
901,591	-	-	901,591	89,266	9,801	8,417	24,686	79,012	-	1,505,476	79
1,887,876	-	-	1,887,876	188,130	14,343	-	113,821	98,454	21,989	2,894,009	80
684,199	9,974	-	694,173	152,933	14,916	12,092	93,959	88,404	-	1,738,824	81
2,854,683	-	12,133	2,866,816	299,730	23,508	45,570	1,085,665	600,926	549,888	7,419,627	82
424,220	-	-	424,220	150,482	20,497	73,405	24,756	34,933	-	1,265,623	83
2,059,503	2,915	-	2,062,418	165,309	131,872	51,576	129,170	187,015	1,088,073	5,161,640	84
894,765	-	-	894,765	60,021	6,000	4,293	10,202	114,508	342,643	1,754,880	85
846,292	-	-	846,292	90,241	8,988	26,026	31,321	38,128	56,642	1,508,336	86
1,530,973	-	-	1,530,973	51,433	3,744	371,245	378,486	167,452	684,229	4,258,355	87
1,272,226	-	-	1,272,226	64,470	71,149	19,736	116,567	280,267	-	2,302,361	88
948,768	12,057	24,915	985,740	167,770	10,071	21,189	140,477	461,548	343,414	2,586,334	89
640,671	1,596	41,917	684,184	80,378	2,722	56,929	65,203	99,308	91,239	1,639,346	90
1,066,548	3,269	21,508	1,091,325	73,018	11,135	41,842	139,841	91,790	55,701	1,934,537	91
379,710	-	-	379,710	92,179	905	38,291	16,034	61,946	790,073	1,991,122	92
5,194,714	-	-	5,194,714	166,878	15,712	53,411	63,793	66,034	-	6,121,302	93
1,334,978	-	-	1,334,978	103,805	28,158	20,869	24,134	28,585	-	2,586,855	94
541,217	-	-	541,217	156,153	11,843	26,785	73,532	27,653	82,954	1,476,386	95

#	Urban Municipalities	Type	General Government Services				Protective Services				Total Protective Services
			Legislative	General Administrative	Other	Total General Government Services	Police	Fire	Emergency Measures	Other	
	Populations under 1,000										
118	Benito	V	23,566	88,380	17,668	129,614	200	46,646	3,186	7,121	57,153
119	Binscarth	V	29,450	131,699	18,371	179,520	650	22,346	2,273	27,942	53,211
120	Birtle	T	24,900	224,392	53,416	302,708	1,985	66,478	2,819	4,966	76,248
121	Bowman	V	8,168	76,860	13,408	98,436	-	19,947	2,873	2,490	25,310
122	Cartwright	V	19,449	105,869	47,669	172,987	-	26,854	2,465	921	30,240
123	Churchill	T	47,906	559,476	2,384,593	2,991,975	-	127,486	8,225	23,647	159,358
124	Crystal City	V	17,930	119,108	19,772	156,810	-	23,606	14,236	7,105	44,947
125	Deloraine	T	46,822	285,426	23,261	355,509	149,794	56,859	263,659	3,347	473,659
126	Dunnottar	V	55,890	276,212	-	332,102	-	35,299	2,439	42,264	80,002
127	Elkhorn	V	-	-	-	-	-	-	-	-	-
128	Emerson	T	33,937	217,368	106,855	358,160	-	91,266	13,465	57,396	162,127
129	Erickson	T	22,450	175,690	9,860	208,000	-	79,489	2,824	82,885	572
130	Ethelbert	V	30,222	72,963	18,578	121,763	28	15,129	-	2,705	17,862
131	Gilbert Plains	T	33,557	137,758	3,461	174,776	149,794	30,275	7,815	22,357	210,241
132	Gladstone	T	50,717	349,130	20,566	420,413	149,794	26,434	4,474	36,121	216,823
133	Glenboro	V	33,722	134,779	69,360	237,861	1,500	41,800	2,346	34,514	80,160
134	Grand Rapids	T	39,460	262,858	36,377	338,695	-	66,134	1,785	663	68,582
135	Grandview	T	34,787	207,472	36,707	278,966	149,794	79,319	887	3,217	233,217
136	Gretna	T	19,027	82,433	29,775	131,235	-	29,100	2,000	14,802	45,902
137	Hamiota	T	45,502	178,913	47,693	272,108	149,794	47,198	3,365	962	201,319
138	Hartney	T	18,551	89,881	26,290	134,722	-	53,216	3,258	-	56,474
139	Leaf Rapids	T	32,243	703,926	158,829	894,998	13,526	19,498	-	1,967	34,991
140	Lynn Lake	T	22,735	184,452	75,021	282,208	-	58,096	-	13,970	72,066
141	MacGregor	T	18,949	138,866	40,310	198,125	149,794	51,100	5,124	28,525	234,543
142	Manitou	T	36,300	232,275	93,983	362,558	149,794	34,639	1,800	3,304	189,537
143	McCreary	V	26,495	92,781	10,445	129,721	-	17,320	3,060	3,516	23,896
144	Minitonas	T	14,000	182,583	22,378	218,961	-	34,633	4,570	2,168	41,371
145	Notre-Dame-de-Lourdes	V	22,032	260,234	-	282,266	-	34,760	500	-	35,260
146	Oak Lake	T	9,900	88,446	33,635	131,981	-	15,085	8,715	89,690	113,490
147	Pilot Mound	T	24,351	209,235	99,759	333,345	-	32,538	5,248	33,438	71,224
148	Plum Coulee	T	27,100	103,515	129,842	260,457	-	49,645	2,000	16,931	178,772
149	Rapid City	T	18,907	127,142	1,493	147,542	-	128,059	1,247	-	129,306
150	Riverton	V	34,805	126,338	86,886	248,029	-	64,524	4,164	3,600	72,288
151	Rosburn	T	39,674	130,496	17,334	187,504	-	41,002	4,060	34,865	79,927
152	Snow Lake	T	41,294	421,593	297,438	760,325	-	54,237	2,857	2,169	59,263
153	Somerses	V	13,960	150,078	4,484	168,522	-	22,741	-	9,265	32,006
154	St. Claude	V	29,569	119,262	44,767	193,598	-	108,669	1,615	6,454	116,738
155	St. Lazare	V	8,131	82,731	7,024	97,886	-	14,516	-	67,736	82,252
156	Treherne	T	23,517	229,267	-	252,784	-	24,575	2,590	27,585	54,750
157	Waskada	V	13,981	115,083	4,878	133,942	-	12,660	547	28,830	42,037
158	Wawanessa	V	25,729	110,093	24,726	160,548	317	107,666	2,097	178,867	288,947
159	Winnipegosis	V	34,896	163,615	6,804	205,315	-	65,190	4,137	233,492	302,819
	Populations 1,000 - 5,000										
160	Altona	T	119,206	398,675	328,820	846,701	902,064	188,259	19,197	189,517	1,299,037
161	Arborg	T	23,452	224,384	73,081	320,917	-	78,638	7,530	25,332	258,294
162	Beausejour	T	79,054	426,861	181,888	687,803	465,851	368,656	20,840	69,594	924,941
163	Boissevain	T	53,021	212,809	53,248	319,078	-	236,486	75,796	4,700	324,768
164	Carberry	T	37,197	200,886	78,229	316,812	255,400	54,988	5,355	2,732	318,475
165	Carman	T	82,031	349,576	156,470	588,077	275,247	194,805	11,836	9,072	490,960
166	Gillam	T	123,907	730,527	388,879	1,243,313	565,298	54,638	281	87,835	708,052
167	Lac du Bonnet	T	49,965	260,061	76,875	386,901	149,794	33,536	22,264	4,867	214,461
168	Melita	T	40,744	215,527	76,661	332,932	-	49,794	73,880	122,799	34,535
169	Minnedosa	T	98,399	323,469	216,860	638,728	434,699	171,529	13,803	8,350	628,381
170	Morris	T	75,461	338,105	216,152	629,718	204,519	77,528	10,627	89,393	382,067
171	Neepawa	T	60,882	680,669	313,750	1,055,301	563,728	188,768	114,858	53,832	921,186
172	Niverville	T	53,746	495,942	187,941	737,629	222,499	209,171	72,326	28,395	532,391
173	Pinawa	LGD	-	-	-	-	-	-	-	-	-
174	Powerview-Pine Falls	T	-	-	-	-	-	-	-	-	-
175	Rivers	T	38,381	296,249	33,575	368,205	297,424	46,262	5,266	35,600	384,552
176	Roblin	T	82,295	259,673	35,394	377,362	270,644	51,519	5,304	77,657	405,124
177	Russell	T	59,155	496,515	4,408	560,078	241,575	91,000	7,990	135,627	476,192
178	Souris	T	43,507	238,085	86,321	367,913	246,968	95,725	261,585	48,700	652,978
179	St. Pierre-Jolys	V	39,503	204,873	102,878	347,254	149,794	33,669	2,195	25,262	210,920
180	Ste. Anne	T	42,135	333,929	142,036	518,100	504,140	138,272	9,559	44,523	696,494
181	Ste. Rose du Lac	T	33,871	252,818	10,180	296,869	149,794	36,671	12,495	33,499	232,459
182	Stonewall	T	52,500	902,397	221,821	1,176,718	484,866	141,293	9,526	69,354	705,039
183	Swan River	T	82,265	730,198	94,143	906,606	1,056,800	241,919	4,920	160,583	1,464,222
184	Teulon	T	33,365	251,041	136,774	421,180	149,794	52,079	54,850	44,494	301,217
185	Virden	T	85,739	509,949	115,249	710,937	534,368	262,916	19,826	66,088	883,198
186	Winnipeg Beach	T	57,774	307,836	-	365,610	149,794	136,315	11,084	34,070	331,263
	Populations over 5,000										
187	Brandon	C	426,250	6,927,460	2,045,122	9,398,832	15,539,021	9,298,988	2,892,060	1,407,091	29,137,160
188	Dauphin	C	95,780	723,933	418,366	1,238,079	1,739,111	517,692	9,635	227,007	2,493,445
189	Flin Flon	C	166,080	1,314,252	1,161,761	2,642,093	1,242,340	450,314	1,866	75,082	1,769,603
190	Morden	C	161,814	1,046,709	165,223	1,373,746	1,788,960	457,689	-	6,755	2,253,404
191	Portage la Prairie	C	147,580	1,696,521	181,187	2,025,288	3,231,601	1,778,881	54,802	95,799	5,161,083
192	Selkirk	C	140,575	1,001,623	1,078,065	2,220,263	2,356,740	501,591	581,521	370,379	3,810,231
193	Steinbach	C	186,069	2,022,958	915,290	3,124,317	1,875,999	849,551	20,014	508,741	3,254,305
194	The Pas	T	83,659	1,191,054	467,130	1,741,843	2,221,651	432,352	25,984	39,270	2,719,257
195	Thompson	C	291,626	2,168,222	705,114	3,164,962	4,207,825	1,184,738	-	3,165,470	8,558,033
196	Winkler	C	108,871	816,568	493,735	1,419,174	2,412,256	676,958	15,786	455,389	3,560,389
	Total Urban Municipalities		4,510,440	36,299,032	15,106,842	55,916,314	46,656,814	21,172,662	4,832,151	8,814,164	81,475,792
197	Winnipeg	C	5,017,000	117,739,000	-	122,756,000	226,771,000	150,877,000	-	2,442,000	380,090,000

Summary

Rural Municipalities:										
Populations under 1,000		2,336,744	10,690,479	2,130,974	15,158,197	283,745	2,382,194	803,858	2,698,218	6,168,015
Populations 1,000 - 5,000		4,260,346	19,598,077	5,513,884	29,372,307	589,397	6,501,779	1,408,614	4,342,510	12,842,301
Populations over 5,000		2,923,447	11,622,949	3,914,574	18,460,970	1,150,342	6,028,676	2,193,402	7,710,711	17,083,131

Transportation Services				Environmental Health Services	Public Health & Welfare Services	Regional Planning & Development	Resource Conservation & Industrial Development	Recreation & Cultural Services	Water & Sewer	Total Expenses	#
Roads, Streets & Bridges	Air Transport	Public Transit	Total Transportation Services								
118,617	7,452	-	126,069	60,766	26,103	27,850	6,082	98,132	100,135	631,904	118
85,629	-	-	85,629	32,849	8,494	48,944	7,595	32,585	154,950	603,777	119
577,570	-	9,654	587,224	47,442	20,252	6,484	70,500	219,517	177,311	1,507,686	120
73,058	3,848	-	76,906	26,421	2,244	4,247	2,368	58,955	89,398	384,285	121
123,897	-	-	123,897	56,071	5,116	4,233	15,486	142,292	110,890	661,212	122
1,445,779	-	-	1,445,779	428,241	19,160	-	83,670	204,909	1,718,019	7,051,111	123
128,933	-	25,961	154,894	163,460	13,738	15,310	41,519	128,490	51,682	770,850	124
387,859	24,059	20,601	432,519	172,749	23,575	20,551	156,624	304,558	415,825	2,355,569	125
392,989	-	-	392,989	639,489	10,759	122,348	104,073	74,241	3,335	1,759,338	126
-	-	-	-	-	-	-	-	-	-	-	127
410,675	-	-	410,675	81,613	32,385	18,136	2,668	215,705	421,037	1,702,506	128
362,652	1,200	-	363,852	52,659	1,570	17,383	1,620	96,194	248,130	1,072,293	129
66,748	-	-	66,748	73,590	11,942	2,476	18,680	2,545	112,592	428,198	130
273,929	-	-	273,929	203,775	100,232	18,525	27,281	232,247	434,425	1,675,431	131
315,134	-	-	315,134	120,771	29,010	39,180	25,069	409,295	598,995	2,174,690	132
212,927	248	-	213,175	79,391	26,199	36,026	38,555	77,727	63,138	852,232	133
208,754	-	-	208,754	59,469	6,150	8,722	-	675,006	407,017	1,772,395	134
301,613	-	23,347	324,960	116,961	56,063	18,801	42,999	356,270	451,764	1,880,001	135
141,522	-	-	141,522	20,005	11,781	9,499	46,692	203,679	634,570	1,540,251	136
388,208	-	17,875	406,083	103,037	8,664	77,601	136,514	276,576	233,645	1,715,547	137
152,002	-	11,575	163,577	28,232	4,493	28,978	50,458	422,879	257,185	1,146,998	138
593,481	1,925	-	595,406	2,340	-	19,297	-	21,302	155,867	1,724,201	139
224,703	227,291	-	451,994	50,280	2,134	2,134	57,806	180,492	610,126	1,707,106	140
284,214	-	18,730	302,944	52,141	4,648	13,343	6,104	243,354	485,049	1,540,251	141
320,483	-	-	320,483	103,131	-	16,984	-	134,034	301,500	1,428,227	142
176,686	-	-	176,686	50,888	10,065	7,844	5,002	115,440	200,999	720,541	143
91,429	7,758	14,314	113,501	58,865	5,353	7,746	915	90,827	132,821	670,360	144
207,119	-	4,128	211,247	67,185	-	28,179	472,386	232,909	295,993	1,625,425	145
63,601	-	16,241	79,842	23,390	423	10,169	2,849	54,607	211,278	628,029	146
164,304	-	-	164,304	435,014	68,763	7,223	57,453	358,322	214,984	1,710,632	147
244,109	-	-	244,109	33,982	5,577	13,578	217,565	332,802	362,802	1,334,044	148
81,099	-	-	81,099	33,131	7,968	16,675	1,367	29,109	96,072	542,269	149
210,522	-	-	210,522	40,307	4,159	3,506	17,752	13,601	71,035	681,199	150
204,473	-	-	204,473	32,437	37,439	14,955	30,973	174,774	274,695	1,037,177	151
499,692	8,952	-	508,644	70,893	4,484	118,420	102,433	333,503	805,229	2,763,194	152
146,907	-	-	146,907	44,642	48,099	15,898	-	83,193	104,004	643,271	153
156,358	-	-	156,358	51,964	4,272	-	80,534	100,125	598,162	1,301,751	154
55,626	-	-	55,626	16,100	5,553	1,807	12,948	15,563	104,457	392,192	155
188,922	-	29,682	218,604	50,946	4,921	33,088	30,789	157,400	185,752	989,034	156
219,823	-	-	219,823	26,177	2,887	7,825	3,924	785,505	341,739	1,563,859	157
71,712	-	22,660	94,372	80,709	802	31,173	15,011	86,981	168,773	927,316	158
267,941	-	-	267,941	31,516	68,347	10,102	24,849	155,687	208,189	1,274,765	159
1,363,915	4,607	-	1,368,522	650,393	175,150	5,778	81,576	1,747,246	1,983,237	8,157,640	160
396,001	-	-	396,001	150,884	38,363	8,272	42,544	403,578	415,947	2,034,800	161
2,209,938	-	-	2,209,938	291,420	13,393	122,019	98,964	1,199,337	783,998	6,331,813	162
468,943	-	24,445	493,388	193,362	32,399	103,482	160,008	520,579	551,679	2,698,743	163
429,477	-	30,300	459,777	265,798	44,022	47,056	21,010	588,042	98,802	2,159,794	164
1,028,749	6,393	20,000	1,055,142	498,847	208,914	122,728	132,329	805,739	1,060,660	4,963,396	165
1,869,803	269,141	-	2,138,944	26,341	9,835	52,868	-	1,932,991	1,337,697	7,450,041	166
458,901	2,005	-	460,906	114,281	2,462	14,553	745	115,199	632,944	1,942,452	167
694,821	-	33,948	728,769	54,298	18,516	19,031	41,964	492,978	637,849	2,707,345	168
915,570	-	14,235	929,805	379,927	50,008	113,052	150,137	755,852	1,267,963	4,913,853	169
789,539	-	22,547	812,086	182,306	40,285	104,266	83,737	1,024,168	858,937	4,117,570	170
1,054,220	27,773	-	1,081,993	666,467	275,349	64,074	246,534	630,549	1,944,839	6,886,292	171
1,195,319	-	-	1,195,319	255,994	658	36,381	108,556	407,548	846,793	4,121,269	172
-	-	-	-	-	-	-	-	-	-	-	173
-	-	-	-	-	-	-	-	-	-	-	174
276,798	-	-	276,798	174,607	38,140	23,579	9,744	737,215	392,691	2,405,531	175
417,174	-	-	417,174	245,483	129,156	24,969	89,740	495,916	771,355	2,956,279	176
655,836	-	-	655,836	253,189	67,246	34,904	361,501	1,001,162	775,277	4,185,385	177
705,174	-	24,699	729,873	324,262	25,070	27,062	58,250	912,859	811,397	3,909,664	178
279,577	-	-	279,577	70,549	61,408	4,559	38,337	293,860	49,350	1,355,814	179
624,355	-	-	624,355	138,660	2,195	1,635	309,918	666,864	90,574	3,048,795	180
262,783	-	-	262,783	60,706	251,172	28,685	44,688	460,600	308,308	1,946,270	181
873,266	-	-	873,266	285,114	101,312	161,722	15,155	2,027,803	825,298	6,171,427	182
1,189,784	130,526	56,160	1,376,470	735,646	186,810	34,211	210,006	2,176,390	1,205,637	8,295,998	183
235,080	-	-	235,080	46,265	2,990	11,993	21,473	308,438	157,330	1,505,966	184
1,124,672	35,743	37,970	1,198,385	989,995	64,151	50,712	99,102	1,995,345	1,097,687	7,089,512	185
490,568	-	-	490,568	128,028	4,826	153,979	78,684	243,587	144,864	1,941,409	186
13,647,415	1,194,816	5,621,908	20,464,139	4,864,825	714,104	2,107,748	988,058	13,292,690	19,819,042	100,786,598	187
2,435,570	432,606	-	2,868,176	732,207	93,540	117,112	412,051	3,300,225	2,941,016	14,195,851	188
2,865,286	923,700	345,294	4,134,280	704,459	60,284	52,559	26,657	2,237,676	4,897,242	16,524,853	189
2,073,526	-	-	2,073,526	606,660	132,351	1,942	1,134,246	3,182,283	2,012,062	12,770,020	190
2,437,881	-	122,313	2,560,194	994,818	308,166	559,853	557,876	5,329,830	7,886,249	25,383,357	191
2,863,636	-	343,175	3,206,811	921,065	320,107	351,161	309,079	2,983,230	3,583,415	17,705,362	192
6,111,045	39,309	74,599	6,224,953	2,552,843	113,793	325,317	448,502	4,008,128	4,358,676	24,410,834	193
1,172,057	1,344,418	-	2,516,475	944,606	96,653	2,645	162,851	3,102,081	2,673,222	13,959,633	194
3,014,281	-	480,877	3,495,158	1,595,163	253,641	29,873	256,853	5,068,283	3,731,653	26,153,619	195
3,106,031	-	-	3,106,031	944,719	131,362	785,993	555,155	2,645,632	3,772,485	16,920,940	196
70,098,835	4,693,770	7,467,238	82,539,698	25,967,016	4,781,995	6,613,295	9,137,587	74,753,011	86,908,853	428,093,561	
395,332,000	-	170,487,000	565,819,000	32,519,000	-	81,776,000	22,123,000	123,198,000	175,578,000	1,503,859,000	197

43,777,110	124,308	608,836	44,512,377	4,250,435	1,049,201	1,561,325	3,816,248	6,358,421	4,103,394	86,977,613	
73,767,206	114,492	485,950	74,393,061	8,460,286	1,982,312	3,165,732	7,154,356	13,376,032	21,147,849	171,894,235	
49,588,986	1,066,538	212,390	50,867,914	8,202,350	659,281	3,323,933	4,835,747	12,375,555	17,808,550	133,617,431	
167,133,302	1,305,338	1,307,176	169,773,352	20,913,071	3,690,794	8,050,990	15,806,351	32,110,008	43,059,793	392,489,279	
10,361,844	282,733	214,768	11,139,200	3,923,029	714,164	907,522	1,781,557	7,659,108	12,182,678	55,985,436	
20,010,263	476,188	264,304	20,750,755	7,182,822	1,843,830	1,371,570	2,504,702	21,943,845	19,051,113	103,297,058	
39,726,728	3,934,849	6,988,166	50,649,743	14,861,165	2,224,001	4,334,203	4,851,328	45,150,558	55,675,062	268,811,067	
70,098,835	4,693,770	7,467,238	82,539,698								

#	Rural Municipalities	Type	Core Government			Controlled Entities			Government Partnership			Annual Surplus (Deficit)
			Revenue	Expenses	Core Government Total	Revenue	Expenses	Total Controlled Entities	Revenue	Expenses	Total Government Partnerships	
	Populations under 1,000											
1	Albert	RM	1,267,152	(1,425,413)	(158,261)	-	-	-	55,540	(48,587)	6,953	(151,308)
2	Archie	RM	2,467,272	(2,156,110)	311,162	-	-	-	16,590	(17,716)	(1,126)	310,036
3	Arthur	RM	2,643,293	(2,179,038)	464,255	-	-	-	686,212	(514,473)	171,739	635,994
4	Birtle	RM	2,078,488	(1,754,551)	323,937	-	-	-	144,063	(156,293)	(12,230)	311,707
5	Blanshard	RM	1,775,127	(1,588,589)	186,538	6,276	(9,407)	(3,131)	40,751	(58,711)	(17,960)	165,447
6	Brenda	RM	4,176,122	(2,342,301)	1,833,821	-	-	-	681,738	(423,614)	258,124	2,091,945
7	Cameron	RM	944,236	(1,005,621)	(61,385)	-	-	-	79,851	(77,187)	2,664	(58,721)
8	Clanwilliam	RM	1,003,675	(724,666)	279,009	4	-	-	85,962	(85,013)	949	279,962
9	Daly	RM	1,705,981	(1,566,646)	139,335	-	-	-	88,841	(106,072)	(17,231)	122,104
10	Edward	RM	5,536,209	(4,604,869)	931,340	-	-	-	88,820	(98,992)	(10,172)	921,168
11	Ellice	RM	738,558	(746,054)	(7,496)	-	-	-	11,438	(10,819)	619	(6,877)
12	Eriksdale	RM	1,049,284	(1,144,852)	(95,568)	65,514	(51,958)	13,556	142,848	(137,684)	5,164	(76,848)
13	Ethelbert	RM	784,694	(962,025)	(177,331)	-	-	-	11,832	(11,317)	515	(176,816)
14	Gilbert Plains	RM	3,586,427	(3,351,724)	234,703	-	-	-	256,722	(432,483)	(175,761)	58,942
15	Glenella	RM	790,590	(754,015)	36,575	45,028	(51,494)	(6,466)	1,397	(985)	412	30,521
16	Glenwood	RM	1,198,403	(1,042,451)	155,952	-	-	-	387,847	(410,336)	(22,489)	133,463
17	Grandview	RM	2,236,215	(2,192,224)	43,991	-	-	-	165,873	(189,746)	(23,873)	20,118
18	Hamiota	RM	1,403,375	(1,550,370)	(146,995)	-	-	-	93,396	(195,807)	(102,411)	(249,406)
19	Harrison	RM	2,018,818	(1,531,033)	487,785	76	-	76	9,086	(30,955)	(21,869)	465,992
20	Hillsburg	RM	685,503	(655,710)	29,793	-	-	-	94,750	(93,671)	1,079	30,872
21	Lakeview	RM	1,032,779	(1,031,099)	1,680	-	-	-	856	(593)	263	1,943
22	Langford	RM	1,237,208	(1,144,763)	92,445	-	-	-	215,365	(190,095)	25,270	117,715
23	Lansdowne	RM	1,242,218	(1,274,421)	(32,203)	-	-	-	184,473	(230,436)	(45,963)	(78,166)
24	Lawrence	RM	1,086,879	(1,018,507)	68,372	23,700	(32,315)	(8,615)	6,957	(6,107)	850	60,607
25	Louise	RM	1,941,478	(1,918,227)	23,251	-	-	-	329,958	(339,166)	(9,208)	14,043
26	McCreary	RM	780,400	(751,824)	28,576	-	-	-	42,800	(55,139)	(12,339)	16,237
27	Miniota	RM	3,271,299	(2,194,158)	1,077,141	23,172	(29,063)	(5,891)	14,583	(32,436)	(17,853)	1,053,397
28	Minitonas	RM	3,101,765	(3,161,613)	(59,848)	-	-	-	37,464	(75,004)	(37,540)	(97,388)
29	Minto	RM	951,556	(849,481)	102,075	-	-	-	128,055	(123,087)	4,968	107,043
30	Morton	RM	1,712,584	(2,058,517)	(345,933)	-	-	-	393,247	(317,779)	75,468	(270,465)
31	Mossey River	RM	965,959	(1,043,642)	(77,683)	-	-	-	4,684	(3,957)	727	(76,956)
32	Mystery Lake	LGD	1,395,221	(698,413)	696,808	-	-	-	-	-	-	696,808
33	Ochre River	RM	1,728,388	(1,718,075)	10,313	7,274	(6,685)	589	69,501	(65,644)	3,857	14,759
34	Odanah	RM	1,120,194	(1,014,549)	105,645	-	-	-	101,895	(98,183)	3,712	109,357
35	Park	RM	2,659,883	(1,897,090)	762,793	-	-	-	12,995	(10,408)	2,587	765,380
36	Riverside	RM	1,196,114	(1,342,745)	(146,631)	-	-	-	52,321	(51,146)	1,175	(145,456)
37	Roblin	RM	1,931,511	(1,977,148)	(45,637)	-	-	-	10,610	(23,216)	(12,606)	(58,243)
38	Rosburn	RM	1,397,897	(1,121,972)	275,925	-	-	-	53,477	(101,382)	(47,905)	228,020
39	Russell	RM	1,438,893	(1,343,781)	95,112	-	-	-	247,410	(316,097)	(68,687)	26,425
40	Saskatchewan	RM	1,391,490	(1,085,949)	305,541	-	-	-	39,194	(58,046)	(18,852)	286,689
41	Shellmouth-Boulton	RM	2,671,433	(1,741,783)	929,650	-	-	-	71,980	(130,329)	(58,349)	871,301
42	Sifton	RM	2,203,706	(1,772,665)	431,041	-	-	-	121,439	(103,882)	17,557	448,598
43	Silver Creek	RM	1,075,555	(1,180,816)	(105,261)	-	-	-	76,107	(99,191)	(23,084)	(128,345)
44	South Cypress	RM	1,588,179	(1,267,770)	320,409	-	-	-	207,340	(233,776)	(26,436)	293,973
45	Ste. Rose	RM	1,308,879	(1,211,596)	97,283	-	-	-	179,858	(273,931)	(94,073)	3,210
46	Strathclair	RM	1,717,818	(1,622,967)	94,851	92,071	(116,104)	(24,033)	13,839	(17,401)	(3,562)	67,256
47	Strathcona	RM	1,507,581	(1,317,511)	190,070	-	-	-	25,413	(27,278)	(1,865)	188,205
48	Victoria Beach	RM	2,614,821	(2,673,718)	(58,897)	-	-	-	-	-	-	(58,897)
49	Whitewater	RM	1,259,697	(1,184,513)	75,184	81,993	(82,835)	(842)	69,397	(72,947)	(3,550)	70,792
50	Winchester	RM	1,914,365	(1,945,464)	(31,099)	-	-	-	240,679	(209,052)	31,627	528
51	Woodworth	RM	2,786,565	(2,323,766)	462,799	7	(110)	(103)	36,816	(64,669)	(27,853)	434,843
	Populations 1,000 - 5,000											
52	Alexander	RM	5,274,539	(4,303,426)	971,113	132,766	(132,926)	(160)	75,997	(97,512)	(21,515)	949,438
53	Alonsa	RM	2,814,407	(2,659,916)	154,491	-	-	-	-	-	-	154,491
54	Argyle	RM	2,133,594	(1,853,327)	280,267	29,670	(44,586)	(14,916)	57,324	(58,903)	(1,579)	263,772
55	Armstrong	RM	1,985,062	(1,755,598)	229,463	-	-	-	45,976	(53,465)	(7,489)	221,974
56	Bifrost	RM	3,164,255	(2,643,354)	520,901	-	-	-	533,795	(537,945)	(4,150)	516,751
57	Brokenhead	RM	5,187,115	(3,941,725)	1,245,390	-	-	-	251,534	(555,188)	(303,654)	941,736
58	Cartier	RM	4,254,939	(4,008,467)	246,472	-	-	-	1,094,436	(397,901)	696,535	943,007
59	Coldwell	RM	1,667,879	(1,533,693)	134,186	40,140	(44,309)	(4,169)	243,358	(227,772)	15,586	145,603
60	Cornwallis	RM	2,876,290	(2,456,801)	419,489	-	-	-	79,459	(133,597)	(54,138)	365,351
61	Dauphin	RM	4,237,154	(4,081,159)	155,995	178,915	(218,368)	(39,453)	888,732	(1,034,933)	(146,201)	(29,659)
62	De Salaberry	RM	3,770,045	(3,339,950)	430,095	86,714	(101,658)	(14,944)	177,194	(140,528)	36,666	451,817
63	Dufferin	RM	4,044,373	(3,884,116)	160,257	-	-	-	768,925	(801,407)	(32,482)	127,775
64	Eilton	RM	2,346,027	(1,382,062)	963,965	-	-	-	348,624	(427,315)	(78,691)	885,274
65	Fisher	RM	2,103,849	(1,840,255)	263,594	34,026	(34,597)	(571)	10,514	(13,379)	(2,865)	260,158
66	Franklin	RM	3,398,529	(2,964,789)	433,740	-	-	-	314,080	(221,975)	92,105	525,845
67	Grahamdale	RM	2,380,038	(2,352,336)	27,702	-	-	-	-	-	-	27,702
68	Grey	RM	4,472,930	(3,978,586)	494,344	15,550	(34,547)	(18,997)	1,362,906	(549,247)	813,659	1,289,006
69	Headingley	RM	10,290,555	(6,454,796)	3,835,759	51,806	(53,217)	(1,411)	1,208,356	(456,093)	752,263	4,586,611
70	Kelsey	RM	-	-	-	-	-	-	-	-	-	-
71	Killarney-Turtle Mountain	M	6,352,482	(5,568,192)	784,290	62,278	(178,201)	(115,923)	137,235	(128,485)	8,750	677,117
72	Lac du Bonnet	RM	4,728,484	(4,642,373)	86,111	-	-	-	219,175	(228,730)	(9,555)	76,556
73	Lorne	RM	3,612,843	(3,093,079)	519,764	17,500	(16,006)	1,494	308,998	(271,164)	37,834	559,092
74	Montcalm	RM	4,134,752	(2,676,535)	1,458,217	(211,430)	(516,916)	(728,346)	253,361	(186,036)	67,325	797,196
75	Morris	RM	6,002,659	(5,174,323)	828,336	-	-	-	578,703	(400,916)	177,787	1,006,123
76	Mountain	RM	2,450,983	(1,943,204)	507,779	20,100	(44,502)	(24,402)	30,201	(57,764)	(27,563)	455,814
77	North Cypress	RM	2,978,883	(2,735,373)	243,510	-	-	-	398,762	(365,747)	33,015	276,525
78	North Norfolk	RM	3,610,458	(3,191,040)	419,418	-	-	-	317,755	(394,235)	(76,480)	342,938
79	Oakland	RM	1,711,029	(1,438,892)	272,137	-	-	-	85,820	(66,584)	19,236	291,373
80	Pembina	RM	4,172,808	(2,904,330)	1,268,478	-	-	-	39,919	10,321	50,240	1,318,718
81	Piney	RM	1,853,199	(1,710,573)	142,626	-	-	-	24,626	(28,251)	(3,625)	139,001
82	Pipestone	RM	10,915,475	(7,177,520)	3,737,955	147,142	(168,692)	(21,550)	123,372	(73,415)	49,957	3,766,362
83	Reynolds	RM	1,169,390	(1,122,705)	46,685	-	-	-	-	-	-	25,838
84	Rhineland	RM	6,478,589	(4,662,8								

#	Urban Municipalities	Type	Core Government			Controlled Entities			Government Partnership			Annual Surplus (Deficit)
			Revenue	Expenses	Core Government Total	Revenue	Expenses	Total Controlled Entities	Revenue	Expenses	Total Government Partnerships	
Populations under 1,000												
118	Benito	V	624,167	(599,335)	24,832	-	-	-	29,633	(32,569)	(2,936)	21,896
119	Binscarth	V	651,097	(520,604)	130,493	1,715	(7,416)	(5,701)	70,083	(75,757)	(5,674)	119,118
120	Birtle	T	1,667,917	(1,345,438)	322,479	-	-	-	151,734	(162,248)	(10,514)	311,965
121	Bowsman	V	297,829	(362,257)	(64,428)	-	-	-	20,834	(22,028)	(1,194)	(65,622)
122	Cartwright	V	605,264	(661,212)	(55,948)	-	-	-	-	-	-	(55,948)
123	Churchill	T	5,943,482	(7,004,816)	(1,061,334)	24,788	(46,295)	(21,507)	-	-	-	(1,082,841)
124	Crystal City	V	641,667	(578,361)	63,306	-	-	-	180,104	(192,489)	(12,385)	50,921
125	Deloraine	T	2,215,049	(2,111,685)	103,364	4,750	(33,189)	(28,439)	240,426	(210,695)	29,731	104,656
126	Dunnottar	V	2,209,104	(1,657,803)	551,301	175	-	175	176,375	(101,535)	74,840	626,316
127	Elkhorn	V	-	-	-	-	-	-	-	-	-	-
128	Emerson	T	1,740,754	(1,419,939)	320,815	68,762	(126,166)	(57,404)	178,802	(156,401)	22,401	285,812
129	Erickson	T	905,048	(980,830)	(75,782)	-	-	-	73,172	(91,463)	(18,291)	(94,073)
130	Ethelbert	V	438,252	(417,666)	20,586	-	-	-	11,248	(10,532)	716	21,302
131	Gilbert Plains	T	1,293,765	(1,244,490)	49,275	-	-	-	321,844	(430,941)	(109,097)	(59,822)
132	Gladstone	T	1,904,037	(1,688,572)	215,465	112,935	(119,183)	(6,248)	275,100	(366,935)	(91,835)	117,382
133	Glenboro	V	744,532	(705,323)	39,209	-	-	-	142,085	(146,909)	(4,824)	34,385
134	Grand Rapids	T	1,089,964	(1,428,559)	(338,595)	330,108	(343,836)	(13,728)	-	-	-	(352,323)
135	Grandview	T	1,631,615	(1,608,619)	22,996	39,480	(80,831)	(41,351)	167,128	(190,551)	(23,423)	(41,778)
136	Gretna	T	692,320	(565,614)	126,706	-	-	-	77,131	(68,955)	8,176	134,884
137	Hamiota	T	1,506,605	(1,538,764)	(32,159)	-	-	-	74,448	(176,783)	(102,335)	(134,494)
138	Hartney	T	1,239,454	(1,120,353)	119,101	-	-	-	24,874	(26,645)	(1,771)	117,330
139	Leaf Rapids	T	1,674,032	(1,724,201)	(50,169)	-	-	-	-	-	-	(50,169)
140	Lynn Lake	T	1,381,772	(1,686,737)	(304,965)	36,953	(20,369)	16,584	-	-	-	(288,381)
141	MacGregor	T	1,599,567	(1,267,038)	332,529	-	-	-	230,402	(273,213)	(42,811)	289,718
142	Manitou	T	1,631,136	(1,242,397)	388,739	-	-	-	149,674	(185,830)	(36,156)	352,583
143	McCreary	V	656,746	(686,235)	(29,489)	-	-	-	36,128	(34,306)	1,822	(27,667)
144	Minitonas	T	611,579	(649,394)	(37,815)	-	-	-	15,952	(20,965)	(5,013)	(42,828)
145	Notre-Dame-de-Lourdes	V	912,859	(1,064,509)	(151,650)	500,180	(443,289)	56,891	109,049	(117,627)	(8,578)	(103,337)
146	Oak Lake	T	640,959	(582,292)	58,667	13,929	(16,241)	(2,312)	31,389	(29,496)	1,893	58,248
147	Pilot Mound	T	3,340,796	(1,116,739)	2,224,057	348,308	(339,251)	9,057	201,870	(254,642)	(52,772)	2,180,342
148	Plum Coulee	T	1,404,376	(1,231,569)	172,807	-	-	-	111,161	(102,475)	8,686	181,493
149	Rapid City	T	1,248,497	(513,243)	735,254	-	-	-	27,198	(29,026)	(1,828)	733,426
150	Riverton	V	666,246	(681,199)	(14,953)	-	-	-	-	-	-	(14,953)
151	Rosburn	T	1,139,568	(967,693)	171,875	3,160	(3,220)	(60)	56,986	(66,264)	(9,278)	162,537
152	Snow Lake	T	3,791,087	(2,763,194)	1,027,893	-	-	-	-	-	-	1,027,893
153	Somerset	V	762,833	(578,027)	184,806	12,206	(24,237)	(12,031)	35,880	(41,007)	(5,127)	167,648
154	St. Claude	V	1,264,063	(956,328)	307,735	120,391	(144,396)	(24,005)	242,872	(201,027)	41,845	325,575
155	St. Lazare	V	361,839	(381,918)	(20,079)	-	-	-	10,402	(10,274)	128	(19,951)
156	Treherne	T	1,151,631	(902,496)	249,135	40,083	(25,703)	14,380	66,764	(60,835)	5,929	269,444
157	Waskada	V	1,226,031	(1,257,698)	(31,667)	-	-	-	220,080	(306,161)	(86,081)	(117,748)
158	Wawanesa	V	1,642,124	(853,043)	789,081	-	-	-	91,897	(74,273)	17,624	806,705
159	Winnipegosis	V	1,172,873	(1,206,992)	(34,119)	83,506	(64,175)	19,331	4,933	(3,597)	1,336	(13,452)
Populations 1,000 - 5,000												
160	Altona	T	8,817,131	(7,701,919)	1,115,212	64,466	(43,437)	21,029	397,721	(412,284)	(14,563)	1,121,678
161	Arborg	T	1,871,693	(1,676,829)	194,864	-	-	-	255,916	(357,971)	(102,055)	92,809
162	Beausejour	T	5,296,167	(6,106,580)	(810,413)	-	-	-	235,786	(225,233)	10,553	(799,860)
163	Boissevain	T	2,312,688	(2,356,845)	(44,157)	20,728	(20,728)	-	413,850	(321,170)	92,680	48,523
164	Carberry	T	1,934,985	(1,837,171)	97,814	-	-	-	357,803	(322,623)	35,180	132,994
165	Carman	T	5,400,973	(4,242,718)	1,158,255	-	-	-	664,131	(720,678)	(56,547)	1,101,708
166	Gillam	T	7,657,189	(7,113,138)	544,051	190,476	(336,903)	(146,427)	-	-	-	397,624
167	Lac du Bonnet	T	2,450,040	(1,909,311)	540,729	-	-	-	-	(33,141)	(33,141)	507,588
168	Melita	T	4,392,165	(2,190,562)	2,201,603	-	-	-	393,471	(516,783)	(123,312)	2,078,291
169	Minnedosa	T	5,168,485	(4,303,409)	865,076	329,811	(280,520)	49,291	347,464	(329,924)	17,540	931,907
170	Morris	T	3,493,539	(3,475,648)	17,891	320,864	(328,569)	(7,705)	409,058	(313,353)	95,705	105,891
171	Neepawa	T	7,636,800	(6,402,634)	1,234,166	-	-	-	259,299	(483,658)	(224,359)	1,009,807
172	Niverville	T	6,171,960	(4,108,904)	2,063,056	133,768	(11,312)	122,456	4,721	(1,053)	3,668	2,189,180
173	Pinawa	LGD	-	-	-	-	-	-	-	-	-	-
174	Powerview-Pine Falls	T	-	-	-	-	-	-	-	-	-	-
175	Rivers	T	2,276,736	(2,292,418)	(15,682)	53,194	(41,043)	12,151	64,498	(72,070)	(7,572)	(11,103)
176	Roblin	T	2,921,246	(2,458,440)	462,806	18,848	(29,331)	(10,483)	385,053	(468,508)	(83,455)	368,868
177	Russell	T	3,486,802	(3,233,551)	253,251	686	(135,103)	(134,417)	534,835	(816,731)	(281,896)	(163,062)
178	Souris	T	8,253,501	(3,569,177)	4,684,324	-	-	-	372,713	(340,487)	32,226	4,716,550
179	St. Pierre-Jolys	V	1,529,451	(1,079,141)	450,310	181,260	(227,021)	(45,761)	43,921	(49,652)	(5,731)	398,818
180	Ste. Anne	T	2,851,932	(2,525,929)	326,003	562,930	(522,866)	40,064	40,064	-	-	366,067
181	Ste. Rose du Lac	T	1,564,000	(1,486,055)	77,945	153,339	(161,574)	(8,235)	194,545	(298,641)	(104,096)	(34,386)
182	Stonewall	T	5,785,010	(5,860,858)	(75,848)	-	-	-	322,107	(310,569)	(11,538)	(64,310)
183	Swan River	T	7,031,456	(6,986,594)	44,862	1,222,370	(1,014,186)	208,184	251,173	(295,218)	(44,045)	209,001
184	Teulon	T	1,375,734	(1,224,441)	151,293	-	-	-	191,270	(281,525)	(90,255)	61,038
185	Virden	T	8,384,194	(6,675,465)	1,708,729	175,725	(173,257)	2,468	263,003	(240,790)	22,213	1,733,410
186	Winnipeg Beach	T	2,108,960	(1,878,368)	230,592	-	-	-	58,333	(63,041)	(4,708)	225,884
Populations over 5,000												
187	Brandon	C	101,391,284	(94,989,348)	6,401,936	19,063	(130,264)	(111,201)	3,986,706	(5,666,986)	(1,680,280)	4,610,455
188	Dauphin	C	13,605,656	(12,496,035)	1,109,621	2,919	(5,651)	(2,732)	1,644,275	(1,694,165)	(49,890)	1,056,999
189	Flin Flon	C	16,603,717	(16,524,853)	78,864	-	-	-	-	-	-	78,864
190	Morden	C	13,441,757	(12,025,151)	1,416,606	85,249	(75,631)	9,618	815,959	(669,238)	146,721	1,572,945
191	Portage la Prairie	C	28,794,311	(23,273,829)	5,520,482	42,115	(95,913)	(53,798)	2,138,717	(2,013,615)	125,102	5,591,786
192	Selkirk	C	17,871,371	(16,284,916)	1,586,455	-	-	-	1,465,621	(1,420,446)	45,175	1,631,630
193	Steinbach	C	31,521,297	(23,699,769)	7,821,528	252,605	(711,065)	(458,460)	-	-	-	7,363,068
194	The Pas	T	12,330,099	(10,336,750)	1,993,349	1,435,227	(3,622,883)	(2,187,656)	-	-	-	(194,307)
195	Thompson	C	29,606,725	(25,849,374)	3,757,351	549,684	(304,245)	245,439	-	-	-	4,002,790
196	Winkler	C	24,161,769	(15,794,651)	8,367,118	-	-	-	1,528,109	(1,128,156)	399,953	8,768,938
Total Urban Municipalities			455,823,359	(393,843,963)	61,979,396	7,556,756	(10,107,432)	(2,550,676)	21,857,716	(24,142,163)	(2,284,447)	57,144,270
197	Winnipeg	C	1,662,427,000	(1,441,535,000)	220,892,000	32,660,000	(42,486,000)	(9,826,000)	21,449,000	(19,838,000)	1,611,000	212,677,000

Summary

Rural Municipalities:												
Populations under 1,000			90,321,737	(80,166,805)	10,154,932	345,115	(379,971)	(34,856)	6,132,270	(6,430,838)	(298,568)	9,821,507
Populations 1,000 - 5,000			191,380,371	(157,440,888)	33,939,482	1,164,994	(2,422,255)	(1,257,261)	15,575,361	(12,031,093)	3,544,268	36,226,491
Populations over 5,000			161,061,157	(122,365,071)	38,696,086	4,062,759	(4,198,399)	(135,640)	8,267,605	(7,053,961)	1,213,644	39,774,090
Total Rural Municipalities			442,763,265	(359,972,764)	82,790,500	5,572,868	(7,000,625)	(1,427,757)	29,975,236	(25,515,892)	4,459,344	85,822,088
Urban Municipalities:												
Populations under 1,000			56,322,536	(49,873,182)	6,449,354	1,741,429	(1,837,797)	(96,368)	3,857,658	(4,274,454)	(416,796)	5,936,189
Populations 1,000 - 5,000			110,172,837	(92,696,105)	17,476,732	3,428,465	(3,325,850)	102,615	6,420,671	(7,275,103)	(854,432)	16,724,912
Populations												

#	Rural Municipalities	Type	Operating Transactions	Capital Transactions	Investing Transactions	Financing Transactions	Increase (Decrease) in Cash and Temporary Investments	Cash and Temporary Investments, Beginning of Year	Cash & Temporary Investments, End of Year
Populations under 1,000									
1	Albert	RM	301,720	(28,090)	(26)	(7,546)	266,058	916,365	1,182,423
2	Archie	RM	167,240	(263,346)	-	-	(96,106)	1,372,367	1,276,261
3	Arthur	RM	114,933	(675,590)	(2,399)	(69,984)	(633,040)	1,854,515	1,221,475
4	Birtle	RM	499,915	(10,070)	(2,129)	(1,748)	485,968	2,996,316	3,482,284
5	Blanshard	RM	436,125	(371,788)	6,816	(30,350)	40,803	964,332	1,005,135
6	Brenda	RM	2,202,200	(510,816)	(10,882)	(142,483)	1,538,019	4,173,491	5,711,510
7	Cameron	RM	(93,752)	(104,144)	33	(14,000)	(211,863)	803,535	591,672
8	Clanwilliam	RM	240,996	(493,486)	-	-	(252,490)	908,392	655,902
9	Daly	RM	8,723	(223,815)	89,509	(151,321)	(276,904)	896,910	620,006
10	Edward	RM	1,950,557	(1,126,432)	9,920	(93,451)	740,594	1,334,956	2,075,550
11	Ellice	RM	(153,194)	(7,166)	-	-	(160,360)	1,083,766	923,406
12	Eriksdale	RM	(433,662)	(27,103)	-	-	(460,765)	1,406,886	946,121
13	Ethelbert	RM	(220,577)	(23,547)	(188,149)	(23,086)	(455,359)	694,385	239,026
14	Gilbert Plains	RM	1,541,637	(315,380)	11,907	(81,721)	1,156,443	1,212,444	2,368,887
15	Glenella	RM	85,515	(169,003)	-	58,892	(24,596)	170,849	146,253
16	Glenwood	RM	290,208	(11,083)	1,411	(13,760)	266,776	1,155,146	1,421,922
17	Grandview	RM	(150,076)	(271,149)	(199)	-	(421,424)	1,584,624	1,163,200
18	Hamiota	RM	(45,861)	62,208	1,533	(87,041)	(69,161)	751,380	682,219
19	Harrison	RM	278,079	(77,427)	-	(9,563)	191,089	2,816,207	3,007,296
20	Hillsburg	RM	207,886	(8,347)	-	34,634	234,173	265,489	499,662
21	Lakeview	RM	30,755	(89,273)	-	(7,194)	(65,712)	393,157	327,445
22	Langford	RM	380,359	(289,999)	113,630	(40,901)	163,089	1,444,188	1,607,277
23	Lansdowne	RM	340,750	(188,486)	(9,507)	(130,845)	11,912	1,115,637	1,127,549
24	Lawrence	RM	(364,460)	(128,646)	-	77,935	(415,171)	811,811	396,640
25	Louise	RM	207,900	(140,726)	6,400	6,140	79,714	1,854,099	1,933,813
26	McCreary	RM	(41,697)	(104,526)	(7,170)	-	(153,393)	669,004	515,611
27	Miniota	RM	1,500,891	(1,211,696)	1,516	(28,670)	262,041	2,638,524	2,900,565
28	Minitonas	RM	(255,953)	(291,539)	-	544,387	(3,105)	515,750	512,645
29	Minto	RM	130,110	(142,949)	(500)	(5,031)	(18,370)	1,241,864	1,223,494
30	Morton	RM	248,023	(351,899)	89,628	145,763	131,515	(131,515)	-
31	Mossey River	RM	190,309	(59,264)	365,396	-	496,441	62,375	558,816
32	Mystery Lake	LGD	785,991	(689,131)	-	-	96,860	4,987,665	5,084,525
33	Ochre River	RM	231,073	(216,393)	-	(28,649)	(13,969)	690,538	676,569
34	Odanah	RM	211,787	(174,600)	5	(3,716)	33,476	1,623,773	1,657,249
35	Park	RM	693,525	(134,521)	(3,434)	(160,651)	394,919	2,546,819	2,941,738
36	Riverside	RM	43,049	(440,365)	9,778	(34,054)	(421,592)	1,268,821	847,229
37	Roblin	RM	(11,389)	(88,850)	2,803	(80,917)	(178,353)	976,462	798,109
38	Rosburn	RM	279,305	(212,346)	14,909	(15,360)	66,508	1,300,979	1,367,487
39	Russell	RM	127,726	(438,887)	-	(25,802)	(336,963)	1,377,130	1,040,167
40	Saskatchewan	RM	204,984	(67,249)	-	-	137,735	1,892,605	2,030,340
41	Shellmouth-Boulton	RM	1,031,437	(1,129,106)	(85,003)	(7,680)	(190,352)	1,999,526	1,809,174
42	Sifton	RM	333,920	(206,911)	(1,973)	(25,600)	99,436	2,403,517	2,502,953
43	Silver Creek	RM	(50,278)	(172,393)	(27,378)	(86,876)	(336,925)	844,545	507,620
44	South Cypress	RM	191,919	(229,416)	-	-	(37,497)	697,448	659,951
45	Ste. Rose	RM	126,534	10,893	-	-	137,427	618,827	756,254
46	Strathclair	RM	530,206	(653,847)	(27,244)	(11,746)	(162,631)	1,365,272	1,202,641
47	Strathcona	RM	387,215	(210,640)	-	(16,039)	160,536	659,861	820,397
48	Victoria Beach	RM	155,559	(15,700)	-	(148,681)	(8,822)	825,482	816,660
49	Whitewater	RM	427,514	(617,481)	-	316,348	126,381	402,461	528,842
50	Winchester	RM	330,651	(134,119)	(65)	-	196,467	1,301,126	1,497,593
51	Woodworth	RM	604,870	(778,910)	-	-	(174,040)	1,231,345	1,057,305
Populations 1,000 - 5,000									
52	Alexander	RM	958,775	(1,450,008)	-	(80,786)	(572,020)	3,679,925	3,107,906
53	Alonsa	RM	(550,500)	(104,491)	60,726	293,044	(301,221)	345,219	43,998
54	Argyle	RM	516,210	(358,616)	(3,653)	-	153,941	1,549,293	1,549,293
55	Armstrong	RM	617,560	(158,227)	-	-	459,333	3,315,251	3,774,584
56	Bifrost	RM	319,704	(476,868)	107	(185,526)	(342,583)	639,911	297,328
57	Brokenhead	RM	1,202,817	(887,252)	-	(286,314)	29,251	2,047,975	2,077,226
58	Cartier	RM	1,552,056	(2,225,515)	-	103,533	(569,926)	2,679,775	2,109,849
59	Coldwell	RM	436,681	(107,892)	-	(4,124)	324,665	410,667	735,332
60	Cornwallis	RM	347,933	(356,992)	-	-	(9,059)	3,596,031	3,586,972
61	Dauphin	RM	1,519,704	(460,521)	(20,880)	(68,485)	969,818	2,815,134	3,784,952
62	De Salaberry	RM	549,541	(565,078)	-	62,861	47,324	1,740,934	1,788,258
63	Dufferin	RM	890,218	(635,372)	3,329	(408,262)	(150,087)	1,306,741	1,156,654
64	Elton	RM	445,799	(248,623)	1,153,678	(243,928)	1,106,926	908,135	2,015,061
65	Fisher	RM	687,606	(449,167)	(2,795)	(18,156)	217,488	1,308,935	1,526,423
66	Franklin	RM	951,702	(832,582)	-	(156,895)	(37,775)	953,671	915,896
67	Grahamdale	RM	(30,135)	(595,580)	-	-	(625,715)	2,911,260	2,285,545
68	Grey	RM	2,205,707	(1,505,082)	-	(1,370)	699,255	2,378,529	3,077,784
69	Headingley	RM	3,777,433	(2,272,527)	-	(302,706)	1,202,200	5,864,823	7,067,023
70	Kelsey	RM	-	-	-	-	-	-	-
71	Killarney-Turtle Mountain	M	1,218,380	(1,318,963)	84,742	135,950	120,109	2,376,688	2,496,797
72	Lac du Bonnet	RM	492,202	(1,180,339)	-	(87,942)	(776,079)	6,371,546	5,595,467
73	Lome	RM	895,970	(1,072,836)	4,595	(39,681)	(211,952)	2,271,259	2,059,307
74	Montcalm	RM	1,161,541	(2,011,996)	-	(166,765)	(1,017,220)	3,243,355	2,226,135
75	Morris	RM	1,530,438	(1,002,672)	74,074	(279,448)	322,392	1,577,956	1,900,348
76	Mountain	RM	490,976	(341,934)	-	(21,957)	127,085	1,687,571	1,814,656
77	North Cypress	RM	154,716	(322,942)	-	(36,449)	(204,675)	3,211,944	3,007,269
78	North Norfolk	RM	1,167,341	(1,100,670)	3,481	(153,352)	(83,200)	4,062,296	3,979,096
79	Oakland	RM	(82,272)	(356,595)	2,658	-	(436,209)	1,218,114	781,905
80	Pembina	RM	718,805	(1,175,439)	689,200	(101,485)	131,081	264,162	395,243
81	Piney	RM	328,099	(168,659)	-	-	159,440	2,372,900	2,532,340
82	Pipestone	RM	2,872,816	(2,199,240)	(86,073)	(50,708)	536,795	9,845,958	10,382,753
83	Reynolds	RM	292,160	(39,934)	-	-	252,226	3,240,978	3,493,204
84	Rhineland	RM	2,058,553	(1,297,532)	(366,249)	226,922	621,694	3,419,424	4,041,118
85	Roland	RM	517,819	(130,746)	(6,150)	(49,247)	331,676	1,625,882	1,957,558
86	Rosedale	RM	(20,189)	(331,748)	-	(30,703)	(382,640)	2,846,989	2,464,349
87	Rosser	RM	1,164,567	(1,327,552)	61,057	(34,428)	(136,356)	4,161,868	4,025,512
88	Shell River	RM	381,028	(637,934)	-	(8,113)	(265,019)	1,618,240	1,353,221
89	Shoal Lake	RM	391,144	(544,748)	(131,550)	(113,677)	(398,831)	2,591,988	2,193,157
90	Siglunes	RM	(1,319,043)	(28,697)	-	1,346,691	(1,049)	252,709	251,660
91	South Norfolk	RM	584,618	(88,707)	-	(5,539)	490,372	1,523,945	2,014,317
92	St. Francois Xavier	RM	2,089,872	(1,906,171)	18,741	(137,001)	65,441	2,093,735	2,159,176
93	St. Laurent	RM	(961,536)	(123,467)	-	28,598	(1,056,405)	1,171,188	114,783
94	Ste. Anne	RM	876,701	(328,165)	-	(47,084)	501,452	2,102,214	2,603,666
95	Stuartburn	RM	(109,863)	(569,791)	-	-	(679,654)	2,574,133	1,894,479
96	Swan River	RM	1,106,689	(1,920,365)	-	300,000	(513,676)	1,783,552	1,269,876
97	Thompson	RM	388,802	(85,266)	9,000	(105,442)	207,094	1,166,679	1,373,773
98	Victoria	RM	1,094,494	(573,157)	(18,718)	(13,507)	489,112	1,951,203	2,440,315
99	Wallace	RM	2,465,240	(1,677,672)	2,121	(249,787)	539,902	3,431,600	3,971,502
100	West St. Paul	RM	3,628,011	(5,813,325)	-	3,842,481	1,657,167	3,694,480	5,351,647
101	Westbourne	RM	145,534	(594,917)	29,320	78,852	(341,211)	1,984,247	1,643,036
102	Whitehead	RM	492,248	(412,277)	-	3,220	83,191	995,061	1,078,252
103	Whitmouth	RM	528,423	(275,944)	9,891	(44,158)	218,212	1,927,459	2,145,671
104	Woodlands	RM	567,796	(719,911)	-	(90,023)	(242,138)	3,210,632	2,968,494
Populations over 5,000									
105	East St. Paul	RM	6,542,590	(7,539,000)	10,138	418,663	(567,609)	14,359,176	13,791,567
106	Gimli	RM	1,959,601	(2,459,735)	4,884	(571,382)	(1,066,632)	12,330,847	11,264,215
107	Hanover	RM	5,953,418	(6,315,758)	92,852	(836,278)	(1,105,766)	10,660,924	9,555,158
108	La Broquerie	RM	2,235,141	(2,523,459)	-	(32,043)	(660,361)	2,759,076	2,098,715
109	Macdonald	RM	7,898,779	(3,497,876)	-	3,288,957	7,689,860	5,198,992	12,888,852
110	Portage la Prairie	RM	1,946,746	(3,190,614)	-	(82,418)	(1,326,286)	5,824,775	4,498,489
111	Ritcho	RM	3,295,876	(3,077,082)	5,235	(249,585)	(25,556)	9,144,979	9,119,423
112	Rockwood	RM	3,026,947	(3,823,422)	22,838	(57,266)	(830,903)	8,961,739	8,130,836
113	Springfield	RM	6,115,479	(3,297,189)	-	(646,504)	2,171,786	9,803,106	11,974,891

#	Urban Municipalities	Type	Operating Transactions	Capital Transactions	Investing Transactions	Financing Transactions	Increase (Decrease) in Cash and Temporary Investments	Cash and Temporary Investments, Beginning of Year	Cash & Temporary Investments, End of Year
Populations under 1,000									
118	Benito	V	151,788	(270,218)	250,429	(40,041)	91,958	374,413	466,371
119	Binscarth	V	241,506	(317,705)	-	(18,369)	(94,568)	741,906	647,338
120	Birtle	T	14,421	(150,702)	(2,064)	(14,430)	(152,775)	1,304,830	1,152,055
121	Bowman	V	(67,289)	(3,512)	501	-	(70,300)	220,870	150,570
122	Cartwright	V	4,014	(328,452)	-	164,552	(159,886)	159,886	-
123	Churchill	T	413,935	(440,962)	733,838	-	706,811	(945,203)	(238,392)
124	Crystal City	V	164,932	(631,999)	6,400	169,042	(291,625)	751,410	459,785
125	Deloraine	T	(49,620)	(316,231)	(107)	(51,477)	(417,435)	1,736,868	1,319,433
126	Dunnottar	V	1,126,476	(922,949)	-	(22,380)	181,147	841,194	1,022,341
127	Elkhorn	V	-	-	-	-	-	-	-
128	Emerson	T	690,844	(813,799)	(1,817)	300,273	175,501	1,122,826	1,298,327
129	Erickson	T	376,667	(304,484)	1,445	(7,786)	65,842	433,392	499,234
130	Ethelbert	V	22,621	(72,886)	600	-	(49,665)	331,172	281,507
131	Gilbert Plains	T	231,578	(69,181)	11,907	(88,128)	86,176	899,163	985,339
132	Gladstone	T	361,447	(479,629)	38,476	(81,976)	(161,682)	926,486	764,804
133	Glenboro	V	293,364	(51,323)	-	(12,491)	229,550	192,702	422,252
134	Grand Rapids	T	33,265	(354,695)	-	(17,895)	(339,325)	1,331,406	992,081
135	Grandview	T	185,720	(305,066)	2,789	(131,517)	(248,074)	1,132,797	884,723
136	Gretna	T	140,926	(48,506)	-	(40,767)	51,653	554,567	606,220
137	Hamiota	T	134,298	(121,918)	1,533	(141,441)	(127,528)	742,142	614,614
138	Hartney	T	651,291	(589,365)	-	(13,192)	48,734	301,460	350,194
139	Leaf Rapids	T	(1,367,417)	(1,016,238)	(245,765)	393,417	(2,236,003)	2,236,003	-
140	Lynn Lake	T	129,125	(115,458)	-	(8,666)	5,001	1,198,633	1,203,634
141	MacGregor	T	436,434	(302,693)	6,099	(28,922)	110,918	1,309,720	1,420,638
142	Manitou	T	387,598	(655,884)	-	(23,852)	(292,138)	1,196,195	904,057
143	McCreary	V	45,518	(8,149)	(7,170)	(4,692)	25,507	667,605	693,112
144	Minitonas	T	271,185	(245,549)	-	(78,403)	(52,767)	146,299	93,532
145	Notre-Dame-de-Lourdes	V	(152,802)	(16,215)	6,848	(5,548)	(167,717)	592,514	424,797
146	Oak Lake	T	(72,813)	(49,877)	-	(6,400)	(129,090)	805,146	676,056
147	Pilot Mound	T	2,988,828	(2,695,042)	24,174	(56,009)	261,951	1,038,811	1,300,762
148	Plum Coulee	T	398,400	(180,708)	79	(50,580)	167,191	398,509	565,700
149	Rapid City	T	841,589	(1,075,217)	40,585	(7,245)	(200,288)	985,300	785,012
150	Riverton	V	435,140	(53,278)	-	(44,544)	337,318	(61,108)	276,210
151	Rosburn	T	89,099	(475,238)	8,801	23,296	(354,042)	715,165	361,123
152	Snow Lake	T	384,998	(763,287)	(201,529)	(430,995)	(1,010,813)	2,151,868	1,141,055
153	Somerset	V	565,334	(506,540)	1,774	(16,023)	44,545	389,341	433,886
154	St. Claude	V	457,265	(274,202)	-	(139,800)	43,263	1,112,427	1,155,690
155	St. Lazare	V	(20,705)	(68,582)	-	(18,873)	(108,160)	335,903	227,743
156	Treherne	T	418,854	(352,613)	-	-	66,241	878,863	945,104
157	Waskada	V	(128,811)	(365,199)	(772)	(76,555)	(571,337)	1,785,536	1,214,199
158	Wawanesa	V	1,662,222	(1,461,540)	-	(58,675)	142,007	192,172	334,179
159	Winnipegosis	V	34,589	(1,220,200)	-	(46,606)	(132,237)	970,461	838,224
Populations 1,000 - 5,000									
160	Altona	T	2,704,841	(1,342,836)	(70,051)	(595,440)	696,514	2,977,936	3,674,450
161	Arborg	T	587,948	(297,756)	1,094	(169,035)	122,251	918,104	1,040,355
162	Beausejour	T	1,838,995	(1,317,027)	-	(123,536)	398,432	3,545,840	3,944,272
163	Boissevain	T	125,253	(447,797)	113,964	478,877	270,297	(270,297)	-
164	Carberry	T	609,210	(551,243)	-	(11,132)	46,835	2,006,914	2,053,749
165	Carman	T	1,554,005	(887,325)	22,640	(549,310)	140,010	1,556,430	1,696,440
166	Gillam	T	461,795	(1,372,571)	-	-	(910,776)	682,593	(228,183)
167	Lac du Bonnet	T	858,192	(335,331)	-	(70,707)	452,154	1,825,404	2,277,558
168	Melita	T	3,038,359	(3,303,818)	-	(146,822)	(412,281)	895,940	483,659
169	Minnedosa	T	1,688,194	(1,499,334)	-	(160,070)	28,790	4,122,155	4,150,945
170	Morris	T	562,574	(60,538)	492	(267,448)	235,080	1,499,637	1,734,717
171	Neepawa	T	2,541,819	(683,812)	(548,372)	(357,545)	952,090	7,458,785	8,410,875
172	Niverville	T	2,151,755	(1,293,754)	(17,000)	(133,239)	707,762	4,126,531	4,834,293
173	Pinawa	LGD	-	-	-	-	-	-	-
174	Powerview-Pine Falls	T	-	-	-	-	-	-	-
175	Rivers	T	305,055	(163,398)	99,736	(368,414)	(127,021)	1,174,025	1,047,004
176	Roblin	T	959,469	(404,218)	(45,596)	(106,295)	403,360	2,617,046	3,020,406
177	Russell	T	1,019,601	(379,913)	3,361	(697,858)	(54,809)	830,225	775,416
178	Souris	T	6,238,803	(5,378,860)	(29,765)	(116,397)	713,781	(164,400)	549,381
179	St. Pierre-Jolys	V	450,124	(475,769)	-	(73,815)	(99,460)	927,021	827,561
180	Ste. Anne	T	887,529	(211,571)	-	(151,069)	524,889	1,471,828	1,996,717
181	Ste. Rose du Lac	T	122,102	(304,529)	(48)	(53,280)	(271,755)	1,282,047	1,010,292
182	Stonewall	T	1,771,431	(1,544,794)	(2,351)	(149,271)	75,015	1,917,791	1,992,806
183	Swan River	T	(3,856,585)	(1,746,025)	4,798	4,935,120	(662,692)	4,641,732	3,979,040
184	Teulon	T	(30,363)	(170,000)	(3,734)	103,595	(100,502)	1,138,554	1,038,052
185	Virton	T	2,864,389	(443,976)	7,619	146,888	2,574,920	5,382,215	7,957,135
186	Winnipeg Beach	T	70,177	(223,928)	-	1,057,557	903,806	914,769	1,818,575
Populations over 5,000									
187	Brandon	C	19,880,681	(19,981,859)	(670,211)	(2,054,468)	(2,825,857)	19,598,916	16,773,059
188	Dauphin	C	4,001,775	(3,627,510)	(68,837)	(286,160)	19,268	7,838,459	7,857,727
189	Flin Flon	C	645,507	(1,715,078)	(27,406)	(631,289)	(1,728,266)	1,702,045	(26,221)
190	Morden	C	4,379,942	(3,094,518)	31,022	2,192,671	3,509,117	3,747,172	7,256,289
191	Portage la Prairie	C	8,452,845	(5,479,491)	(3,639,899)	(1,850,404)	(2,516,949)	19,011,913	16,494,964
192	Selkirk	C	4,099,724	(3,178,103)	5,474	(623,826)	303,269	13,032,843	13,336,112
193	Steinbach	C	10,026,428	(16,168,985)	1,454,000	2,219,722	(2,468,835)	19,458,005	16,989,170
194	The Pas	T	3,979,899	(1,496,517)	-	(420,819)	2,062,563	2,820,893	4,883,456
195	Thompson	C	5,799,919	(4,261,841)	12,038	(750,974)	799,142	5,881,037	6,680,179
196	Winkler	C	8,628,937	(5,383,318)	65,947	(1,311,993)	1,999,573	10,425,757	12,425,330
Total Urban Municipalities			112,346,143	(106,658,654)	(2,624,031)	(1,829,884)	1,233,574	189,195,515	190,429,095
197	Winnipeg	C	329,073,000	(452,446,000)	(31,235,000)	160,673,000	6,065,000	329,661,000	335,726,000

Summary

Rural Municipalities:									
	Populations under 1,000		16,231,197	(14,254,549)	359,136	(400,367)	1,935,417	66,991,451	68,926,868
	Populations 1,000 - 5,000		43,710,891	(45,370,704)	1,570,652	2,799,104	2,709,943	126,170,223	128,880,165
	Populations over 5,000		52,142,398	(54,277,568)	77,948	14,143,224	12,086,002	87,767,612	99,853,613
	Total Rural Municipalities		112,084,486	(113,902,821)	2,007,736	16,541,961	16,731,361	280,929,286	297,660,646
Urban Municipalities:									
	Populations under 1,000		12,925,814	(17,395,311)	677,054	(733,698)	(4,526,141)	32,199,650	27,673,510
	Populations 1,000 - 5,000		29,524,672	(24,876,123)	(463,213)	2,421,354	6,606,690	53,478,825	60,085,517
	Populations over 5,000		69,895,657	(64,387,220)	(2,837,872)	(3,517,540)	(846,975)	103,517,040	102,670,065
	Total Urban Municipalities		112,346,143	(106,658,654)	(2,624,031)	(1,829,884)	1,233,574	189,195,515	190,429,092
	Sub-total		224,430,629	(220,561,475)	(616,295)	14,712,077	17,964,935	470,124,801	488,089,738
	City of Winnipeg		329,073,000	(452,446,000)	(31,235,000)	160,673,000	6,065,000	329,661,000	335,726,000
	Total		553,503,629	(673,007,475)	(31,851,295)	175,385,077	24,029,935	799,785,801	823,815,738

#	Rural Municipalities	Type	General Government Services				Protective Services					
			Legislative	General Administrative	Other	Total General Services	Police	Fire	Emergency Measures	Other	Total Protective Services	
Populations under 1,000												
1	Albert	RM	48,689	140,093	9,333	198,115	-	36,072	2,536	353,982	392,590	
2	Archie	RM	50,554	248,458	43,545	342,557	-	49,839	5,187	16,270	71,296	
3	Arthur	RM	26,545	335,243	17,643	379,431	-	39,043	3,242	590,481	632,766	
4	Birtle	RM	47,113	136,373	79,116	262,602	-	37,249	3,629	13,713	54,591	
5	Blanshard	RM	43,991	220,440	13,023	277,454	-	40,592	2,412	-	43,004	
6	Brenda	RM	27,600	277,435	11,864	316,899	-	51,826	3,682	1,935	57,443	
7	Cameron	RM	36,200	107,406	30,579	174,185	-	23,279	67,769	521	91,569	
8	Clanwilliam	RM	28,428	161,321	20,862	210,611	-	17,010	2,519	-	19,529	
9	Daly	RM	54,586	263,994	-	318,580	-	36,359	-	1,999	38,358	
10	Edward	RM	68,306	282,936	15,503	366,745	-	68,027	4,610	24,205	96,842	
11	Elice	RM	26,352	120,837	8,024	155,213	-	17,114	1,172	165,414	183,700	
12	Enksdale	RM	51,213	204,822	-	256,035	-	90,169	2,530	105	92,804	
13	Ethelbert	RM	33,006	166,326	46,299	245,631	-	29,539	1,058	8,947	39,544	
14	Gilbert Plains	RM	47,472	340,705	53,678	441,855	-	26,311	12,112	20,933	59,356	
15	Glenella	RM	27,361	131,498	-	158,859	-	16,202	1,561	5,902	23,665	
16	Glenwood	RM	109	240,455	40,387	280,951	-	38,119	3,356	1,860	36,623	
17	Grandview	RM	55,460	266,046	67,769	389,275	-	42,265	54,823	20,381	117,469	
18	Hamiota	RM	63,005	215,417	38,156	316,578	-	44,587	2,026	-	46,613	
19	Harrison	RM	53,852	163,957	79,729	297,538	-	76,767	3,036	2,322	82,125	
20	Hillsburg	RM	34,057	135,563	5,682	175,302	-	21,823	3,039	-	24,862	
21	Lakeview	RM	29,948	180,394	14,426	224,768	-	13,337	-	1,076	14,413	
22	Langford	RM	35,745	91,865	51,719	179,329	4,042	43,038	1,469	500	49,049	
23	Lansdowne	RM	47,481	185,353	31,288	264,122	-	16,563	2,262	1,420	20,245	
24	Lawrence	RM	39,565	206,527	9,316	255,408	-	33,653	3,092	3,142	39,887	
25	Louise	RM	52,850	237,143	12,116	302,109	-	59,016	4,313	4,584	67,913	
26	McCreary	RM	35,597	125,445	10,567	171,609	-	20,153	637	7,028	27,818	
27	Miniota	RM	64,649	347,525	173,644	585,818	-	66,483	3,374	295	70,152	
28	Minitonas	RM	32,270	216,557	55,953	304,780	-	47,673	4,915	3,447	56,035	
29	Minto	RM	57,611	117,124	21,142	195,877	-	24,472	5,334	-	29,806	
30	Morton	RM	49,287	179,554	59,941	288,782	-	45,191	2,087	1,820	49,098	
31	Mossey River	RM	32,241	161,402	4,926	198,569	-	34,179	2,997	229,520	266,696	
32	Mystery Lake	LGD	20,444	463	2,491	23,398	-	-	-	-	-	
33	Ochre River	RM	65,674	227,030	26,003	318,707	-	85,005	5,651	489,017	579,673	
34	Odanah	RM	57,993	117,039	20,890	195,922	-	21,054	4,829	-	25,883	
35	Park	RM	56,002	418,813	9,679	484,494	-	77,195	2,796	4,454	84,445	
36	Riverside	RM	38,168	145,789	65,390	249,347	-	88,043	3,332	1,283	92,658	
37	Roblin	RM	46,371	255,287	35,961	337,619	-	50,648	3,981	2,786	57,415	
38	Rosburn	RM	45,679	242,015	13,241	300,935	-	27,760	2,527	5,122	35,409	
39	Russell	RM	68,274	238,923	4,564	311,761	-	121,681	2,239	4,459	128,379	
40	Saskatchewan	RM	60,761	189,389	66,307	316,457	-	35,416	-	-	35,416	
41	Shellmouth-Boulton	RM	71,104	265,031	11,842	347,977	80	45,090	3,626	32,539	81,335	
42	Sifton	RM	37,500	228,495	179,011	443,006	24,000	54,287	4,359	247,048	329,694	
43	Silver Creek	RM	39,087	225,251	11,916	276,254	-	33,547	7,724	12,070	53,341	
44	South Cypress	RM	86,051	238,876	79,142	404,069	-	46,377	2,923	-	49,300	
45	Ste. Rose	RM	46,223	214,763	21,776	282,762	-	38,783	2,305	9,703	50,791	
46	Strathclair	RM	18,218	288,699	13,932	320,849	-	37,298	3,729	16,805	57,832	
47	Strathcona	RM	18,337	182,063	163,330	363,730	200	43,057	3,195	-	46,452	
48	Victoria Beach	RM	69,091	352,318	66,935	488,344	224,265	179,888	156,746	87,882	648,781	
49	Whitewater	RM	67,232	188,881	-	256,113	-	27,415	2,851	-	30,266	
50	Winchester	RM	37,629	223,575	139,471	400,675	-	32,074	363,493	3,851	399,418	
51	Woodworth	RM	83,053	195,883	57,916	336,852	-	43,025	3,341	45,324	91,690	
Populations 1,000 - 5,000												
52	Alexander	RM	172,614	852,246	-	1,024,860	136,080	454,195	14,000	46,994	651,269	
53	Alonsa	RM	72,926	230,156	955	304,037	67,732	-	3,797	979,006	1,050,535	
54	Argyle	RM	31,654	222,456	88,658	342,768	-	55,869	18,685	402	74,956	
55	Armstrong	RM	52,662	193,452	114,563	360,677	-	98,116	81,073	17,197	196,387	
56	Bifrost	RM	90,633	295,620	130,463	516,716	-	135,414	-	-	135,414	
57	Brokenhead	RM	150,424	711,121	79,446	940,991	-	117,511	1,422	30,750	203,683	
58	Cartier	RM	115,108	573,726	84,151	772,985	-	139,717	88,463	113,856	342,036	
59	Coldwell	RM	53,698	220,053	-	273,751	-	54,189	29,343	7,001	90,533	
60	Cornwallis	RM	63,045	253,058	113,877	429,980	64,450	164,755	364,008	20,093	613,306	
61	Dauphin	RM	96,699	402,362	86,447	585,508	-	154,586	4,345	43,178	202,109	
62	De Salaberry	RM	65,825	386,521	342,522	794,868	-	156,031	18,926	53,798	228,755	
63	Dufferin	RM	103,338	221,055	544,509	868,902	-	96,343	7,168	1,691	105,202	
64	Elton	RM	87,510	214,279	25,683	327,472	-	55,662	139,960	2,181	197,803	
65	Fisher	RM	64,826	307,408	189,240	561,474	-	55,115	18,441	82,456	156,012	
66	Franklin	RM	97,526	303,208	155,775	556,509	-	116,223	-	28,833	145,056	
67	Grahamdale	RM	73,699	233,295	166,209	473,203	-	118,353	10,680	-	129,033	
68	Grey	RM	81,584	377,946	78,048	537,577	-	83,874	-	50,326	134,199	
69	Headingley	RM	70,870	975,686	39,758	1,086,314	-	222,977	83,313	4,800	311,090	
70	Kelsey	RM	-	-	-	-	-	-	-	-	-	
71	Killarney-Turtle Mountain	M	121,297	423,914	49,698	594,909	340,604	124,298	86,771	6,227	557,900	
72	Lac du Bonnet	RM	97,907	374,440	443,819	916,166	21,367	166,583	15,081	40,949	243,980	
73	Lorne	RM	73,325	356,356	-	429,681	-	128,790	6,551	-	135,341	
74	Montcalm	RM	66,667	299,299	128,656	494,622	-	120,056	2,959	24,997	148,012	
75	Morris	RM	80,673	519,415	228,344	828,432	-	148,424	6,825	98,138	253,387	
76	Mountain	RM	117,771	353,102	12,849	483,722	-	68,497	11,533	11,882	91,912	
77	North Cypress	RM	46,094	311,676	96,173	453,943	-	44,238	5,926	1,199	51,363	
78	North Norfolk	RM	101,477	294,700	93,101	489,278	-	53,887	11,212	43,055	108,154	
79	Oakland	RM	54,876	271,416	19,724	346,016	250	34,267	3,574	8,596	46,687	
80	Pembina	RM	68,611	286,597	39,002	394,210	-	108,105	1,800	65,281	175,186	
81	Piney	RM	53,987	339,482	27,713	421,182	176	152,672	11,511	96,806	261,165	
82	Pipestone	RM	113,973	560,430	500,492	1,174,895	-	183,183	31,480	542,284	756,947	
83	Reynolds	RM	63,008	228,366	72,025	363,399	129	164,550	3,076	6,176	173,931	
84	Rhineland	RM	76,427	384,533	311,981	772,941	-	147,763	2,802	422,700	573,265	
85	Roland	RM	32,465	196,966	-	229,431	-	69,088	11,668	12,261	93,017	
86	Rosedale	RM	44,740	302,898	-	347,638	8,086	50,866	153	3,955	63,060	
87	Rosser	RM	88,867	505,083	133,597	727,547	-	310,448	14,535	11,870	336,853	
88	Shell River	RM	65,697	289,591	10,406	365,694	-	73,812	4,977	2,600	81,389	
89	Shoal Lake	RM	63,293	146,374	168,134	377,801	-	65,342	3,675	1,222	70,239	
90	Siglunes	RM	82,652	400,265	-	482,917	-	74,791	1,675	-	76,466	
91	South Norfolk	RM										

Transportation Services					Environmental Health Services	Public Health & Welfare Services	Regional Planning & Development	Resource Conservation & Industrial Development	Recreation & Cultural Services	Total Expenses	#
Roads, Streets & Bridges	Air Transport	Public Transit	Other	Total Transportation Services							
740,124	-	-	-	740,124	34,537	1,706	2,100	19,236	44,599	1,433,007	1
1,625,155	-	-	-	1,625,155	12,230	3,177	4,958	58,901	11,228	2,129,502	2
802,643	-	-	-	802,643	27,898	15,962	19,177	35,425	264,898	2,178,200	3
1,090,360	-	-	106,385	1,196,745	41,929	11,065	-	61,281	115,956	1,744,169	4
902,908	-	-	-	902,908	83,652	11,070	13,909	66,502	67,189	1,465,688	5
1,712,027	-	-	-	1,712,027	62,431	12,874	3,300	53,957	62,907	2,281,838	6
525,831	-	-	-	525,831	25,930	4,027	8,485	102,874	72,720	1,005,621	7
344,696	-	-	-	344,696	41,367	3,285	401	10,931	15,967	646,787	8
1,030,375	-	-	-	1,030,375	36,059	3,507	12,575	49,299	50,554	1,539,307	9
3,760,507	-	-	-	3,760,507	111,737	17,696	8,592	54,874	102,551	4,519,544	10
375,091	-	-	-	375,091	11,509	853	2,000	13,329	6,486	748,181	11
449,865	-	-	-	449,865	98,354	58,315	22,683	28,858	124,403	1,131,317	12
566,305	-	-	-	566,305	41,305	4,336	2,246	59,070	4,400	962,837	13
2,268,835	-	-	-	2,268,835	102,130	3,505	4,623	43,589	172,926	3,096,819	14
452,867	-	-	-	452,867	32,154	3,960	673	23,099	31,979	727,256	15
402,712	-	5,000	-	407,712	67,362	35,270	44,340	22,616	62,835	957,709	16
1,204,429	1,558	2,000	-	1,207,987	50,605	125,648	3,580	34,771	108,783	2,038,118	17
905,617	-	-	-	905,617	8,845	20,359	10,140	61,937	180,281	1,550,370	18
738,994	-	-	-	738,994	103,186	370	18,885	55,000	19,508	1,315,606	19
394,858	-	-	-	394,858	10,842	977	-	8,006	44,761	659,608	20
574,186	-	-	-	574,186	30,391	-	16,314	34,337	30,807	925,216	21
678,492	-	-	-	678,492	55,188	10,315	2,750	19,722	19,259	1,014,104	22
694,155	-	-	-	694,155	40,936	12,425	4,047	36,265	52,900	1,125,095	23
512,225	-	-	-	512,225	71,322	200	5,400	53,425	84,412	1,022,279	24
1,032,337	-	6,333	2,123	1,040,793	245,980	57,107	1,728	119,778	82,819	1,918,227	25
394,589	-	-	-	394,589	34,180	2,796	2,500	63,863	69,322	766,677	26
772,343	-	803	426,881	1,200,027	127,028	15,602	48,735	74,615	68,383	2,190,360	27
2,415,812	47,829	47,359	-	2,511,000	63,177	48,349	7,744	53,530	116,998	3,161,613	28
496,342	-	-	-	496,342	1,969	1,969	40,800	25,731	33,684	849,481	29
1,292,589	-	-	-	1,292,589	55,236	15,524	5,720	121,872	229,696	2,058,517	30
490,139	-	-	-	490,139	34,947	1,007	3,500	36,982	12,126	1,043,966	31
1,135	129	-	-	1,006	674,009	-	-	-	-	698,413	32
563,603	-	-	-	563,603	68,089	971	20,509	170,427	41,810	1,763,789	33
527,065	-	-	-	527,065	17,510	4,259	9,375	25,198	25,329	830,541	34
770,030	-	-	-	770,030	230,514	12,262	125,545	38,584	82,472	1,828,346	35
698,617	-	-	-	698,617	54,087	522	13,029	76,616	49,853	1,234,729	36
1,179,012	-	-	-	1,179,012	43,289	8,463	350	85,475	288,741	2,000,364	37
604,737	-	-	-	604,737	49,466	7,539	1,500	64,141	84,307	1,148,034	38
757,193	-	-	-	757,193	45,157	9,558	-	87,867	58,303	1,398,218	39
668,847	-	-	-	668,847	24,686	712	10,630	15,971	13,230	1,085,949	40
1,009,928	-	-	-	1,009,928	39,865	1,682	-	62,110	35,000	1,577,897	41
733,790	-	-	-	733,790	89,622	582	1,175	114,713	60,083	1,772,665	42
786,988	-	-	-	786,988	24,032	602	-	16,036	30,638	1,187,891	43
595,760	-	-	-	595,760	57,601	14,200	9,240	83,109	114,622	1,327,901	44
568,298	-	-	-	568,298	59,653	3,833	1,770	153,674	153,674	1,202,123	45
873,491	-	-	-	873,491	109,643	12,481	14,341	29,403	80,742	1,498,782	46
580,153	-	-	-	580,153	96,606	3,569	9,365	30,684	48,342	1,178,901	47
429,517	-	-	-	429,517	175,432	4,638	451,315	-	162,677	2,360,704	48
407,454	-	-	-	407,454	59,010	2,540	14,734	35,639	42,347	848,103	49
795,096	-	-	9,125	804,221	36,310	51,627	4,273	62,342	150,111	1,908,977	50
1,383,665	-	-	-	1,383,665	111,418	8,132	20,372	110,844	86,810	2,149,783	51
1,839,023	-	-	-	1,839,023	439,969	36,683	20,532	6,000	113,042	4,131,378	52
933,170	-	-	-	933,170	124,753	68,286	16,649	91,641	70,845	2,659,916	53
969,061	-	2,000	-	971,061	93,944	8,009	16,190	89,202	73,406	1,669,536	54
1,013,105	-	-	-	1,013,105	139,662	11,293	15,093	28,774	1,501	1,766,492	55
1,538,787	-	-	-	1,538,787	58,730	3,656	16,362	114,599	87,484	2,471,748	56
1,923,255	-	-	-	1,923,255	116,212	42,950	14,893	125,682	280,180	3,647,846	57
1,554,654	-	-	-	1,554,654	196,517	53,526	6,974	136,896	204,456	3,268,044	58
734,960	-	20,530	-	755,490	160,047	15,015	38,860	47,572	75,285	1,456,553	59
1,053,288	-	-	-	1,053,288	251,888	8,062	75,372	13,334	2,788	2,448,018	60
1,798,924	-	-	199,801	1,998,725	129,031	1,375	8,452	230,281	341,862	3,497,343	61
1,498,624	-	-	-	1,498,624	214,118	4,079	77,360	56,589	145,717	3,020,110	62
1,404,950	-	-	-	1,404,950	8,108	43,531	-	210,974	273,046	2,914,713	63
556,998	-	-	-	556,998	86,812	1,654	38,055	28,884	6,092	1,243,770	64
570,665	-	-	-	570,665	92,862	15,963	14,325	88,509	18,750	1,518,560	65
1,477,400	3,766	-	-	1,481,166	161,216	36,613	25,348	61,337	46,000	2,513,245	66
1,547,900	-	-	-	1,547,900	113,923	15,197	-	56,903	16,176	2,352,335	67
1,760,697	-	-	28,621	1,789,318	200,746	2,814	-	69,801	67,814	2,802,270	68
1,253,313	-	-	-	1,253,313	163,640	77	178,365	569,891	481,364	4,044,054	69
-	-	-	-	-	-	-	-	-	-	-	70
969,707	-	11,199	-	980,906	426,126	91,382	63,996	239,347	1,656,596	4,611,162	71
2,795,664	-	-	-	2,795,664	338,385	20,644	33,000	222,728	66,562	4,637,129	72
1,946,301	-	-	-	1,946,301	132,449	1,303	20,276	118,820	117,040	2,901,211	73
1,149,713	-	-	-	1,149,713	101,833	12,757	2,010	50,461	271,145	2,230,553	74
2,539,283	-	-	-	2,539,283	159,220	3,466	5,550	70,831	211,544	4,071,713	75
802,104	-	-	-	802,104	118,939	17,911	35,298	88,826	57,842	1,696,554	76
1,399,474	-	9,431	-	1,408,905	170,547	23,089	15,130	84,611	527,785	2,735,373	77
1,442,669	-	-	-	1,442,669	114,712	9,792	9,692	175,831	302,310	2,652,438	78
901,591	-	-	-	901,591	89,266	9,801	8,417	13,997	25,450	1,441,225	79
1,887,876	-	-	-	1,887,876	188,130	14,343	-	113,821	98,454	2,872,020	80
668,760	25,413	-	-	694,173	152,933	14,916	12,092	65,708	88,404	1,710,573	81
2,854,683	-	3,509	-	2,858,192	299,730	17,805	24,252	1,085,201	410,610	6,627,632	82
424,220	-	-	-	424,220	73,804	20,497	53,084	8,770	5,000	1,122,705	83
2,059,504	2,915	-	-	2,062,419	165,309	50,332	36,837	129,172	108,645	3,898,920	84
894,765	-	-	-	894,765	60,021	6,000	1,926	10,202	114,508	1,409,870	85
846,292	-	-	-	846,292	90,241	8,988	2,750	31,321	25,941	1,416,231	86
1,530,973	-	-	-	1,530,973	51,433	3,744	307,147	307,419	72,020	3,337,136	87
1,260,345	-	-	-	1,260,345	64,470	4,057	165	95,476	128,305	1,999,901	88
948,768	10,000	6,415	-	965,183	99,855	4,284	21,189	129,627	213,967	1,882,145	89
640,671	1,596	5,917	-	648,184	80,378	7,122	21,848	65,203	57,675	1,435,393	90
1,066,548	3,269	3,000	-	1,072,817	73,018	11,335	9,113	110,394	61,627	1,767,989	91
379,710	-	-	-	379,710	92,179	905	27,898	16,034	61,946	1,190,656	92
5,194,714	-	-	-	5,194,714	166,878	6,467	26,348	35,344	51,580	6,042,091	93
1,285,835	-	-	-	1,285,835	89,131	28,158	12,956	24,134	83	2,489,974	94
541,217	-	-	-	541,217	134,219	11,843	1,827	73,532	27,653	1,346,540	95
1,811,085	18,435	-	-	1,829,520	110,379	95,989	55,484	48,305	273,364	3,001,252	96
885,624	-	-	-	885,624	123,293	61,282	328	32,561	96,642	1,558,957	97
649,014	-	-	-	649,014	124,644	25,530	10,102	65,549	188,917	1,591,037	98
1,628,141	-	-	-	1,628,141	132,541	12,429	36,580	177,291	124,437	3,024,033	99
1,753,963	-	-	-	1,753,963	354,226	25,100	148,39				

#	Urban Municipalities	Type	General Government Services				Protective Services				
			Legislative	General Administrative	Other	Total General Government Services	Police	Fire	Emergency Measures	Other	Total Protective Services
Populations under 1,000											
118	Benito	V	23,566	88,380	17,667	129,613	200	46,646	2,043	7,121	56,010
119	Binscarth	V	29,450	131,699	18,371	179,520	650	24,090	2,273	7,726	34,739
120	Birtle	T	24,900	224,392	53,416	302,708	1,985	66,478	2,819	4,966	76,248
121	Bowsman	V	8,168	76,860	13,408	98,436	-	19,947	1,721	2,490	24,158
122	Cartwright	V	19,449	105,869	47,669	172,987	-	26,854	2,465	921	30,240
123	Churchill	T	47,906	559,476	2,384,593	2,991,975	-	127,486	8,225	23,647	159,358
124	Crystal City	V	17,930	119,108	19,772	156,810	-	23,606	2,731	7,105	33,442
125	Deloraine	T	46,822	285,426	23,261	355,509	149,794	37,634	263,659	3,347	454,434
126	Dunnottar	V	71,982	260,120	-	332,102	-	35,299	2,439	42,264	80,002
127	Elkhorn	V	-	-	-	-	-	-	-	-	-
128	Emerson	T	33,937	217,368	106,855	358,160	-	64,219	13,465	57,396	135,080
129	Erickson	T	22,450	174,111	9,860	206,421	-	37,853	2,824	572	41,249
130	Ethelbert	V	30,222	72,963	18,578	121,763	28	15,129	-	2,705	17,862
131	Gilbert Plains	T	33,557	138,258	3,461	175,276	149,794	30,275	7,815	23,357	211,241
132	Gladstone	T	50,717	349,130	20,566	420,413	149,794	26,434	4,474	36,121	216,823
133	Glenboro	V	33,722	134,779	69,360	237,861	1,500	41,800	2,346	4,133	49,779
134	Grand Rapids	T	39,460	262,858	36,377	338,695	-	66,134	1,785	663	68,582
135	Grandview	T	34,787	207,472	36,707	278,966	149,794	79,319	887	3,217	233,217
136	Gretna	T	19,028	82,433	29,774	131,235	-	29,100	2,000	14,802	45,902
137	Hamiota	T	45,502	178,913	47,693	272,108	149,794	47,198	3,365	962	201,319
138	Hartney	T	18,551	89,881	26,290	134,722	-	53,216	3,258	-	56,474
139	Leaf Rapids	T	32,243	703,926	158,829	894,998	13,526	19,498	-	1,967	34,991
140	Lynn Lake	T	22,735	184,452	75,021	282,208	-	58,096	-	13,970	72,066
141	MacGregor	T	18,949	138,866	40,310	198,125	149,794	51,100	5,124	28,525	234,543
142	Manitou	T	36,746	233,582	73,961	344,289	149,794	34,638	1,800	3,304	189,536
143	McCreary	V	26,495	92,781	10,445	129,721	-	17,320	3,060	3,516	23,896
144	Minitonas	T	14,000	182,583	22,378	218,961	-	34,633	4,570	2,168	41,371
145	Notre-Dame-de-Lourdes	V	22,032	280,234	-	282,266	-	34,760	500	-	35,260
146	Oak Lake	T	9,900	88,446	33,635	131,981	-	3,445	8,715	89,690	101,850
147	Pilot Mound	T	24,351	209,235	99,759	333,345	-	43,161	5,248	5,557	53,966
148	Plum Coulee	T	27,100	103,517	129,842	260,459	110,196	49,645	2,000	16,931	178,772
149	Rapid City	T	18,907	129,376	1,493	149,776	-	128,059	1,247	-	129,306
150	Riverton	V	34,805	110,256	78,936	223,997	-	163,080	8,124	19,409	190,613
151	Rosburn	T	39,674	130,796	17,334	187,804	118	57,444	4,060	13,687	75,309
152	Snow Lake	T	41,294	421,593	297,438	760,325	-	54,237	2,857	2,169	59,263
153	Somerses	V	13,960	154,562	-	168,522	-	22,741	-	9,265	32,006
154	St. Claude	V	29,569	119,262	44,767	193,598	-	108,669	1,615	6,454	116,738
155	St. Lazare	V	8,131	82,731	7,024	97,886	-	14,516	-	67,736	82,252
156	Treherne	T	23,517	229,267	-	252,784	-	24,575	2,590	27,585	54,750
157	Waskada	V	13,981	115,083	4,878	133,942	-	3,019	547	4,851	8,417
158	Wawanesa	V	25,729	110,093	24,726	160,548	317	107,666	2,097	178,867	288,947
159	Winnipegosis	V	34,896	163,615	6,804	205,315	-	65,190	4,137	233,492	302,819
Populations 1,000 - 5,000											
160	Altona	T	119,206	378,197	305,861	803,264	902,064	188,259	19,197	189,517	1,299,037
161	Arborg	T	23,452	224,384	73,119	320,955	149,794	78,638	7,530	22,332	258,294
162	Beausejour	T	79,054	426,861	181,888	687,803	465,851	368,655	20,840	69,595	924,941
163	Boissevain	T	53,021	212,809	53,248	319,078	236,486	52,981	4,700	7,786	301,953
164	Carberry	T	37,197	200,886	78,729	316,812	255,400	54,988	5,355	2,732	318,475
165	Carman	T	82,031	349,576	156,470	588,077	275,247	194,805	11,836	9,072	490,960
166	Gillam	T	123,907	730,527	388,879	1,243,313	565,298	54,638	281	87,835	708,052
167	Lac du Bonnet	T	49,965	260,061	76,875	386,901	149,794	33,536	26,264	4,867	214,461
168	Melita	T	40,744	215,527	76,661	332,932	149,794	59,007	122,799	34,535	366,135
169	Minnedosa	T	98,399	323,469	216,860	638,728	434,699	171,529	13,803	8,350	628,381
170	Morris	T	75,461	338,105	216,152	629,718	204,519	77,528	10,627	89,393	382,067
171	Neepawa	T	60,882	674,115	313,750	1,048,747	563,728	188,768	44,149	53,832	850,477
172	Niverville	T	53,746	571,604	18,214	643,564	222,499	209,171	72,326	28,395	532,391
173	Pinawa	LGD	-	-	-	-	-	-	-	-	-
174	Powerview-Pine Falls	T	-	-	-	-	-	-	-	-	-
175	Rivers	T	38,381	296,249	33,575	368,205	297,424	27,000	5,266	35,600	365,290
176	Roblin	T	82,295	259,673	35,394	377,362	270,644	79,019	5,304	19,294	374,261
177	Russell	T	59,155	496,515	4,408	560,078	241,575	157,254	7,990	19,388	426,207
178	Souris	T	43,507	238,085	86,321	367,913	246,968	95,725	261,585	48,700	652,978
179	St. Pierre-Jolys	V	39,503	204,873	102,878	347,254	149,794	33,669	2,195	25,262	210,920
180	Ste. Anne	T	42,135	333,929	142,036	518,100	504,140	138,272	9,559	44,523	696,494
181	Ste. Rose du Lac	T	33,871	252,818	10,180	296,869	149,794	51,671	12,495	3,109	217,069
182	Stonewall	T	52,500	902,397	221,821	1,176,718	484,866	105,380	9,526	69,354	669,126
183	Swan River	T	82,265	730,198	94,143	906,606	1,056,800	241,919	4,177	160,583	1,463,479
184	Teulon	T	33,365	251,041	136,774	421,180	149,794	52,079	18,861	44,494	265,228
185	Virten	T	85,739	509,949	115,249	710,937	534,368	158,482	19,826	66,088	778,764
186	Winnipeg Beach	T	57,774	307,836	-	365,610	149,794	136,315	11,084	34,070	331,263
Populations over 5,000											
187	Brandon	C	426,250	6,927,460	1,468,248	8,821,958	15,042,205	8,896,298	2,737,386	1,375,584	28,051,473
188	Dauphin	C	95,780	723,933	283,016	1,102,729	1,739,111	439,974	9,635	227,007	2,415,727
189	Flin Flon	C	166,080	1,314,252	1,161,761	2,642,093	1,242,340	450,314	1,866	75,082	1,769,602
190	Morden	C	161,814	878,097	165,224	1,205,135	1,788,960	457,689	-	6,755	2,253,404
191	Portage la Prairie	C	147,580	1,696,521	181,187	2,025,288	3,231,601	1,778,881	54,802	95,799	5,161,083
192	Selkirk	C	140,575	1,001,623	1,078,062	2,220,260	2,356,740	501,591	167,587	370,379	3,396,297
193	Steinbach	C	186,069	2,022,958	1,471,656	3,680,683	1,875,999	849,551	20,014	508,741	3,254,305
194	The Pas	T	83,659	1,191,054	467,130	1,741,843	2,221,651	432,352	25,984	39,270	2,719,257
195	Thompson	C	291,626	2,126,078	798,406	3,216,110	4,207,825	1,184,738	-	3,165,470	8,558,033
196	Winkler	C	108,871	816,568	495,602	1,421,041	2,412,256	676,958	15,786	455,389	3,560,389
Total Urban Municipalities			4,526,979	36,111,980	14,821,035	55,459,994	46,106,900	20,671,843	4,149,520	8,470,840	79,399,103
197	Winnipeg	C	3,363,000	137,795,000	61,000	141,219,000	256,286,000	170,471,000	-	-	426,757,000

Summary

Rural Municipalities:											
	Populations under 1,000		2,334,034	10,644,797	2,016,027	14,994,858	252,587	2,293,593	783,714	2,444,145	5,774,039
	Populations 1,000 - 5,000		4,228,778	19,245,124	5,212,761	28,686,662	657,129	6,253,837	1,390,649	4,161,630	12,463,245
	Populations over 5,000		2,662,745	11,321,152	4,311,950	18,295,846	1,150,342	6,028,676	1,747,629	7,222,077	16,148,724
	Total Rural Municipalities		9,225,557	41,211,072	11,540,738	61,977,366	2,060,058	14,576,106	3,921,992	13,827,852	34,386,008
Urban Municipalities:											
	Populations under 1,000		1,171,120	7,723,752	4,111,258	13,006,130	1,177,078	1,994,209	388,885	972,658	4,532,830
	Populations 1,000 - 5,000		1,547,555	9,689,684	3,139,485	14,376,724	8,811,134	3,009,288	727,575	1,178,706	13,726,703
	Populations over 5,000		1,808,304	18,698,544	7,570,292	28,077,140	36,118,688	15,668,346	3,033,600	6,319,476	61,139,570
	Total Urban Municipalities		4,526,979	36,111,980	14,821,035	55,459,994	46,106,900	20,671,843	4,149,520	8,470,840	79,399,103
	Sub-total		13,752,536	77,323,052	26,361,773	117,437,360	48,166,958	35,247,949	8,071,512	22,298,692	113,785,111
	City of Winnipeg		3,363,000	137,795,000	61,000	141,219,000	256,286,000	170,471,000	-		

Transportation Services					Environmental Health Services	Public Health & Welfare Services	Regional Planning & Development	Resource Conservation & Industrial Development	Recreation & Cultural Services	Total Expenses	#
Roads, Streets & Bridges	Air Transport	Public Transit	Other	Total Transportation Services							
119,141	883	-	-	120,024	60,766	25,718	25,020	6,082	76,491	499,724	118
85,629	-	-	-	85,629	32,849	8,494	9,940	7,595	9,883	368,649	119
325,856	-	-	251,714	577,570	47,442	20,252	4,899	40,940	98,069	1,168,128	120
73,058	560	-	-	73,618	26,421	1,853	1,403	2,368	44,602	272,859	121
123,897	-	-	-	123,897	56,071	5,116	4,233	15,486	142,292	550,322	122
1,445,779	-	-	-	1,445,779	428,241	19,160	-	83,670	175,614	5,303,797	123
128,933	-	6,333	-	135,266	74,301	13,738	11,297	20,545	81,280	526,679	124
387,859	8,516	-	-	396,375	172,749	17,063	8,363	119,504	171,863	1,695,860	125
392,989	-	-	-	392,989	639,489	10,759	20,812	104,073	74,241	1,654,467	126
-	-	-	-	-	-	-	-	-	-	-	127
410,675	-	-	-	410,675	81,613	5,479	18,136	2,668	112,012	1,123,823	128
334,020	-	-	-	334,020	39,612	1,495	3,269	1,538	29,815	657,419	129
66,748	-	-	-	66,748	73,590	11,942	2,175	9,124	2,545	305,749	130
273,929	-	-	-	273,929	203,775	264	15,208	12,249	92,032	983,974	131
315,134	-	-	-	315,134	120,771	3,580	37,884	25,069	218,052	1,357,726	132
212,927	-	-	-	212,927	79,391	9,513	10,710	12,220	61,909	674,310	133
208,754	-	-	-	208,754	59,469	6,150	8,722	-	331,170	1,021,542	134
301,613	-	2,000	-	303,613	116,961	56,063	16,625	31,480	119,930	1,156,855	135
141,523	-	-	-	141,523	20,003	13,976	11,781	6,689	35,507	406,616	136
388,208	-	-	-	388,208	103,037	8,664	37,950	20,906	272,927	1,305,119	137
152,002	5,004	-	-	157,006	28,232	4,493	20,888	50,458	410,895	863,168	138
593,481	1,925	-	-	595,406	2,340	-	19,297	-	21,302	1,568,334	139
219,658	-	227,291	5,045	451,994	50,280	-	2,134	49,056	159,294	1,067,032	140
284,214	-	-	-	284,214	52,141	4,648	13,343	6,104	194,266	987,384	141
315,659	-	-	-	315,659	56,415	-	5,882	21,376	143,080	1,076,237	142
176,686	-	-	-	176,686	50,888	10,065	4,102	5,002	84,876	485,236	143
81,742	1,194	9,600	-	92,536	58,865	5,353	7,746	915	90,826	516,573	144
207,119	-	4,128	-	211,247	67,185	-	17,875	53,223	101,460	768,516	145
63,601	-	-	-	63,601	23,390	423	1,728	2,849	45,192	371,014	146
164,304	-	-	-	164,304	311,975	52,819	5,996	23,352	47,836	993,593	147
244,108	-	-	-	244,108	33,982	5,577	13,577	13,029	116,430	865,934	148
81,099	-	-	-	81,099	33,131	7,968	6,479	1,367	13,196	422,322	149
2,118,726	-	-	-	2,118,726	96,710	43,898	42,326	100,928	167,431	2,984,629	150
204,473	-	-	-	204,473	32,437	22,113	14,955	25,271	156,242	718,604	151
499,692	8,952	-	-	508,644	70,893	4,484	118,420	102,433	333,503	1,957,965	152
146,907	-	-	-	146,907	44,642	48,099	7,497	-	38,967	486,640	153
156,358	-	-	-	156,358	51,964	4,272	-	12,102	24,161	559,193	154
55,626	-	-	-	55,626	16,100	5,553	1,100	5,508	15,658	279,683	155
188,922	-	10,613	-	199,535	50,946	4,921	10,790	28,334	114,684	716,744	156
219,823	-	-	-	219,823	26,177	2,887	7,952	2,431	827,526	1,229,155	157
71,712	-	8,140	-	79,852	80,709	802	31,173	7,886	34,353	684,270	158
267,941	-	-	-	267,941	31,516	68,347	10,102	24,849	155,687	1,066,576	159
1,363,915	4,607	-	-	1,368,522	650,393	77,256	1,821	81,576	1,637,839	5,919,708	160
396,001	-	-	-	396,001	119,151	38,363	13,063	42,544	229,565	1,417,936	161
2,144,381	-	-	-	2,144,381	291,420	13,393	47,731	66,547	1,146,366	5,322,582	162
468,943	-	24,445	-	493,388	167,395	23,325	103,466	127,322	269,239	1,805,166	163
429,477	-	9,431	-	438,908	183,377	17,758	15,887	21,010	426,142	1,738,369	164
1,028,748	6,393	20,000	-	1,055,141	498,847	68,862	122,728	132,329	419,940	3,376,884	165
1,869,803	269,141	-	-	2,138,944	26,341	9,835	52,868	-	1,932,991	6,112,344	166
341,962	2,005	-	116,939	460,906	114,281	2,462	14,553	745	115,199	1,309,508	167
694,821	-	-	-	694,821	54,298	18,516	19,031	41,964	287,547	1,815,244	168
915,570	-	-	-	915,570	265,770	50,008	69,922	136,101	303,966	3,035,446	169
789,539	-	-	-	789,539	182,306	40,285	104,266	62,352	669,569	2,860,102	170
1,054,220	27,773	-	-	1,081,993	688,271	275,349	18,192	157,534	599,316	4,719,885	171
1,138,456	-	-	56,863	1,195,319	255,994	658	36,381	47,342	407,523	3,119,172	172
-	-	-	-	-	-	-	-	-	-	-	173
-	-	-	-	-	-	-	-	-	-	-	174
276,798	-	-	-	276,798	174,607	16,737	24,535	8,513	694,623	1,929,308	175
405,293	-	-	-	405,293	245,483	6,642	8,922	68,704	314,695	1,801,362	176
655,836	-	-	-	655,836	253,189	67,246	7,797	218,647	624,726	2,813,726	177
705,174	-	24,699	-	729,873	324,262	25,070	27,062	44,178	586,444	2,757,780	178
279,577	-	-	-	279,577	70,549	26,457	4,559	38,337	96,508	1,074,161	179
624,355	-	-	-	624,355	138,660	2,195	1,635	51,502	402,414	2,435,355	180
262,783	-	-	-	262,783	60,706	29,729	25,267	44,159	314,166	1,250,748	181
873,266	-	-	-	873,266	285,114	101,312	58,927	-	1,871,098	5,035,561	182
1,189,784	22,916	22,000	-	1,234,700	735,646	192,819	31,904	160,171	1,060,632	5,785,957	183
235,080	-	-	-	235,080	46,265	2,990	11,993	21,473	192,837	1,197,046	184
1,124,672	25,000	-	-	1,149,672	989,995	15,290	44,836	99,102	1,789,182	5,577,778	185
490,568	-	-	-	490,568	128,028	4,826	96,766	72,856	243,587	1,733,504	186
7,695,912	797,070	5,570,723	-	14,063,705	4,762,392	690,756	2,169,666	988,058	8,120,126	67,668,134	187
1,545,534	134,462	-	-	1,679,996	644,312	33,749	117,112	405,804	1,646,710	8,346,139	188
2,865,286	923,700	345,294	-	4,134,280	704,459	60,284	52,559	26,657	2,237,677	11,627,611	189
2,073,526	-	-	-	2,073,526	442,547	88,562	1,942	1,043,645	2,986,973	10,095,734	190
2,437,881	-	26,400	-	2,464,281	710,958	308,166	344,210	481,804	3,891,790	15,387,580	191
2,863,636	-	343,175	-	3,206,812	921,065	157,106	50,000	270,801	2,737,926	12,960,267	192
6,111,045	39,309	74,599	-	6,224,953	2,552,843	113,793	325,317	197,265	3,548,300	19,897,459	193
1,172,057	1,344,418	-	-	2,516,475	667,641	96,654	2,645	35,604	1,861,917	9,642,036	194
3,014,281	-	480,877	-	3,495,158	1,043,320	253,641	29,333	150,698	4,588,930	21,335,223	195
3,106,031	-	-	-	3,106,031	768,804	131,362	468,729	555,155	2,418,272	12,429,783	196
64,894,736	3,623,828	7,209,748	430,561	76,158,874	23,876,164	3,597,457	5,137,414	6,959,178	56,448,834	307,037,018	
228,618,000	-	47,443,000	-	276,061,000	29,044,000	-	42,755,000	103,000	120,609,000	1,036,548,000	197

43,581,787	49,258	61,495	544,514	44,237,054	3,853,718	651,428	1,029,428	2,694,176	3,974,428	77,209,129	
72,559,582	65,808	83,313	559,743	73,268,446	7,598,374	1,062,018	1,690,250	5,886,937	8,870,216	139,526,148	
49,392,442	81,577	103,891	-	49,577,910	7,197,037	571,603	1,626,570	3,667,316	8,628,824	105,713,830	
165,533,811	196,643	248,699	1,104,257	167,083,410	18,649,129	2,285,049	4,346,248	12,248,429	21,473,468	322,449,107	
12,250,525	27,034	268,105	256,759	12,802,423	3,707,469	536,001	611,789	1,058,679	5,447,099	41,702,420	
19,759,022	357,835	100,575	173,802	20,391,234	6,950,354	1,127,383	964,112	1,745,008	16,663,114	75,944,632	
32,885,189	3,238,959	6,841,068	-	42,965,217	13,218,341	1,934,073	3,561,513	4,155,491	34,338,621	189,389,966	
64,894,736	3,623,828	7,209,748	430,561	76,158,874	23,876,164	3,597,457	5,137,414	6,959,178	56,448,834	307,037,018	
230,428,547	3,820,471	7,458,447	1,534,818	243,242,284	42,525,293	5,882,506	9,483,662	19,207,607	77,922,302	629,486,125	
228,618,000	-	47,443,000	-	276,061,000	29,044,000	-	42,755,000	103,000	120,609,000	1,036,548,000	
459,046,547	3,820,471	54,901,447	1,534,818	519,303,284	71,569,293	5,882,506	52,238,662	19,310,607	198,531,302	1,666,034,125	

#	Rural Municipalities	Type	Net Financial Assets (Net Debt)						Accounts Payable & Accrued Liabilities
			Financial Assets					Total Financial Assets	
			Cash & Temporary Investments	Amounts Receivable	Portfolio Investments	Due from Other Funds	Other		
Populations under 1,000									
1	Albert	RM	-	-	-	-	-	-	-
2	Archie	RM	-	-	-	50,487	-	50,487	(550)
3	Arthur	RM	58,294	106,361	-	-	-	164,655	(20,205)
4	Birtle	RM	78,856	939	-	-	-	79,795	-
5	Blanshard	RM	106,697	16,605	-	2,000	-	125,302	(244,574)
6	Brenda	RM	872	32,869	-	-	-	33,741	(21,565)
7	Cameron	RM	-	-	-	-	-	-	-
8	Clanwilliam	RM	-	-	-	-	-	-	-
9	Daly	RM	-	22,392	-	-	-	22,392	(4,066)
10	Edward	RM	12,650	2,203	-	-	-	14,853	-
11	Ellice	RM	-	-	-	-	-	-	-
12	Eriksdale	RM	-	-	-	36,364	-	36,364	-
13	Ethelbert	RM	-	-	-	-	-	-	-
14	Gilbert Plains	RM	124,251	128,991	-	533,260	-	786,502	(20,731)
15	Glenella	RM	-	2,553	-	-	-	2,553	-
16	Glenwood	RM	-	-	-	-	-	-	-
17	Grandview	RM	38,020	38,560	-	5,680	-	82,260	-
18	Hamiota	RM	-	-	-	-	-	-	-
19	Harrison	RM	-	69,308	-	98,117	-	167,425	-
20	Hillsburg	RM	-	-	-	-	-	-	-
21	Lakeview	RM	5,831	10,911	-	5,958	-	22,700	-
22	Langford	RM	40,089	20,827	-	14,229	-	75,145	-
23	Lansdowne	RM	-	7,567	1,000	-	-	8,567	(4,953)
24	Lawrence	RM	-	-	-	-	-	-	-
25	Louise	RM	-	-	-	-	-	-	-
26	McCreary	RM	-	-	-	-	-	-	-
27	Miniota	RM	52,282	-	-	-	-	52,282	-
28	Minitonas	RM	-	-	-	-	-	-	-
29	Minto	RM	-	-	-	-	-	-	-
30	Morton	RM	-	-	-	-	-	-	-
31	Mossey River	RM	-	-	-	-	-	-	-
32	Mystery Lake	LGD	-	-	-	-	-	-	-
33	Ochre River	RM	26,579	2,492	-	22,523	-	51,594	(211)
34	Odanah	RM	207,324	31,915	-	1,417	-	240,656	(1,377)
35	Park	RM	-	-	-	-	-	-	-
36	Riverside	RM	-	618	-	259,835	-	260,453	-
37	Roblin	RM	-	-	-	-	-	-	-
38	Rosburn	RM	-	-	-	-	-	-	-
39	Russell	RM	-	-	-	-	-	-	-
40	Saskatchewan	RM	-	-	-	-	-	-	-
41	Shellmouth-Boulton	RM	93,846	3,315	-	154,600	-	251,761	(1,599)
42	Sifton	RM	-	-	-	-	-	-	-
43	Silver Creek	RM	8,355	14,510	-	-	-	22,865	-
44	South Cypress	RM	-	-	-	-	-	-	-
45	Ste. Rose	RM	-	13,806	-	188,844	-	202,650	(1,039)
46	Strathclair	RM	-	32,700	-	-	-	32,700	(288)
47	Strathcona	RM	-	8,052	-	-	-	8,052	-
48	Victoria Beach	RM	-	10,789	-	58,423	-	69,212	(13,000)
49	Whitewater	RM	-	4,118	-	-	-	4,118	-
50	Winchester	RM	-	-	-	2,060	-	2,060	-
51	Woodworth	RM	-	7,628	-	96,134	-	103,762	(645,762)
Populations 1,000 - 5,000									
52	Alexander	RM	-	-	-	179,310	-	179,310	(800)
53	Alonsa	RM	-	-	-	-	-	-	-
54	Argyle	RM	-	21,105	-	-	-	21,105	(61,616)
55	Armstrong	RM	-	-	-	-	-	-	-
56	Bifrost	RM	-	-	-	-	-	-	-
57	Brokenhead	RM	-	85,188	-	-	-	85,188	(9,077)
58	Cartier	RM	-	142,772	-	-	-	142,772	(27,907)
59	Coldwell	RM	-	306	-	45,290	-	45,596	-
60	Cornwallis	RM	5,119	8,257	-	-	-	13,376	(24,953)
61	Dauphin	RM	-	-	-	-	-	-	-
62	De Salaberry	RM	-	46,910	-	18,017	-	64,927	-
63	Dufferin	RM	-	112,872	-	-	-	112,872	-
64	Elton	RM	-	18,467	-	107,022	381,971	507,460	-
65	Fisher	RM	-	2,527	-	-	-	2,527	-
66	Franklin	RM	-	65,001	-	70,914	-	135,915	(13,201)
67	Grahamdale	RM	-	-	-	-	-	-	-
68	Grey	RM	-	171,140	-	166,584	-	337,724	(255,223)
69	Headingley	RM	-	407,167	-	-	-	407,167	(281,132)
70	Kelsey	RM	-	-	-	-	-	-	-
71	Killarney-Turtle Mountain	M	-	39,156	-	-	-	39,156	(76,994)
72	Lac du Bonnet	RM	-	35	-	-	-	35	-
73	Lorne	RM	-	(1,485)	-	52,297	-	50,812	(4,061)
74	Montcalm	RM	-	23,050	-	155,682	-	178,732	-
75	Morris	RM	49,157	207,638	-	723,311	-	980,106	-
76	Mountain	RM	-	3,366	-	10,910	-	14,276	-
77	North Cypress	RM	-	-	-	-	-	-	-
78	North Norfolk	RM	-	19,576	-	88,442	-	108,018	(48,537)
79	Oakland	RM	-	-	-	-	-	-	-
80	Pembina	RM	142,938	-	-	-	-	142,938	-
81	Piney	RM	-	-	-	-	-	-	-
82	Pipstone	RM	137,365	35,219	-	-	-	172,584	(10,960)
83	Reynolds	RM	-	-	-	-	-	-	-
84	Rhineland	RM	182,525	-	-	213,679	-	396,204	-
85	Roland	RM	33,513	42,772	68,995	-	-	145,280	-
86	Rosedale	RM	185,031	7,266	-	43,014	-	235,311	(2,710)
87	Rosser	RM	-	-	-	-	-	-	(100,486)
88	Shell River	RM	-	-	-	-	-	-	-
89	Shoal Lake	RM	230,107	63,941	-	18,097	-	312,145	-
90	Siglunes	RM	100	24,494	-	78,825	-	103,419	-
91	South Norfolk	RM	-	-	-	42,927	-	42,927	-
92	St. Francois Xavier	RM	226,044	42,161	-	(448,342)	-	(180,137)	-
93	St. Laurent	RM	-	-	-	-	-	-	-
94	Ste. Anne	RM	-	-	-	-	-	-	-
95	Stuartburn	RM	-	-	-	143,320	-	143,320	-
96	Swan River	RM	-	-	-	-	-	-	-
97	Thompson	RM	(9,049)	63,887	-	-	-	54,838	(19,029)
98	Victoria	RM	-	-	-	39,377	-	39,377	(1,024)
99	Wallace	RM	-	149,544	-	18,372	-	167,916	(285,165)
100	West St. Paul	RM	-	-	-	362,300	-	362,300	(137,200)
101	Westbourne	RM	1,586	301,175	-	188,185	-	490,946	(17,768)
102	Whitehead	RM	4,101	787,868	-	16,407	-	808,376	(60,087)
103	Whitemouth	RM	-	7,135	-	23,279	-	30,414	(150)
104	Woodlands	RM	-	63,848	-	56,042	-	119,890	-
Populations over 5,000									
105	East St. Paul	RM	-	-	-	3,086,554	-	3,086,554	-
106	Gimli	RM	-	422,816	-	2,805,343	-	3,228,159	(349,676)
107	Hanover	RM	-	-	-	1,032,560	-	1,032,560	(33,005)
108	La Broquerie	RM	-	16,200	-	-	-	16,200	-
109	Macdonald	RM	-	65,092	-	569,087	-	634,179	(237,984)
110	Portage la Prairie	RM	766,778	86,145	-	-	-	852,923	(41,655)
111	Ritchot	RM	-	-	-	-	728,415	728,415	-
112	Rockwood	RM	-	67,628	-	(1,546,766)	-	(1,479,138)	(338,230)
113	Springfield	RM	-	196,544	-	-	-	196,544	(23,478)
114	St. Andrews	RM	-	-	-	-	-	-	-
115	St. Clements	RM	-	834,350	-	-	-	834,350	(2,733)
116	Stanley	RM	-	194,918	-	-	-	194,918	-
117	Tache	RM	-	217,603	-	-	-	217,603	-
Total Rural Municipalities			2,809,261	5,653,683	69,995	9,889,970	1,110,386	19,533,295	(3,444,761)

Liabilities					Total Net Financial Assets (Net Debt)	Non-Financial Assets			Fund Surplus (Deficit)	#
Deferred Revenue	Long Term Debt	Due to Other Funds	Other	Total Liabilities		Tangible Capital Assets	Inventories	Prepaid Expenses		
-	-	-	-	-	-	-	-	-	-	1
-	-	-	-	(550)	49,937	67,243	2,904	-	120,084	2
(28,166)	(488,647)	(208,579)	-	(745,597)	(580,942)	1,773,874	4,120	-	1,197,052	3
-	-	-	-	-	79,795	212,531	-	-	292,326	4
(3,783)	(687,645)	(141,110)	-	(389,467)	(264,165)	757,953	-	-	493,788	5
-	-	(127,489)	-	(836,699)	(802,958)	1,740,606	-	-	937,648	6
-	-	-	-	-	-	-	-	-	-	7
-	-	-	-	-	-	-	-	-	-	8
-	-	(24,782)	-	(28,848)	(6,456)	257,621	-	-	251,165	9
-	-	(23,722)	-	(23,722)	(8,869)	185,492	7,863	2,390	186,876	10
-	-	-	-	-	36,364	-	-	-	36,364	11
-	-	-	-	-	-	-	-	-	-	12
-	(112,818)	-	-	(133,549)	652,953	5,026,898	-	-	5,679,851	13
-	-	(26,360)	-	(26,360)	(23,807)	227,537	4,214	-	207,944	14
-	-	-	-	-	-	-	-	-	-	15
-	-	(70,000)	-	(70,000)	12,260	2,792,970	15,480	-	2,820,710	16
-	(80,761)	(20,616)	-	(101,377)	66,048	950,075	-	-	1,016,123	17
-	-	-	-	-	-	-	-	-	-	18
-	(67,470)	-	-	(67,470)	(44,770)	989,842	7,698	-	952,770	19
-	-	(42,488)	-	(42,488)	32,657	952,666	-	-	985,323	20
-	(410,274)	(136,879)	-	(552,106)	(543,539)	2,654,791	-	-	2,111,252	21
-	-	-	-	-	-	-	-	-	-	22
-	-	-	-	-	-	-	-	-	-	23
-	-	-	-	-	-	-	-	-	-	24
-	(66,104)	(208,656)	-	(274,760)	(222,478)	1,464,210	-	-	1,241,732	25
-	-	-	-	-	-	-	-	-	-	26
-	-	-	-	-	-	-	-	-	-	27
-	-	-	-	-	-	-	-	-	-	28
-	-	-	-	-	-	-	-	-	-	29
-	-	-	-	-	-	-	-	-	-	30
-	-	-	-	-	-	-	-	-	-	31
-	-	-	-	-	-	-	-	-	-	32
-	(40,569)	-	-	(40,780)	10,814	480,252	-	153	491,219	33
-	-	-	-	(1,377)	239,279	2,401,149	-	-	2,640,428	34
-	-	(1,506,368)	-	(1,506,368)	(1,506,368)	4,669,108	-	-	3,162,740	35
-	(164,704)	(48,934)	-	(213,638)	46,815	1,652,474	-	-	1,699,289	36
-	-	-	-	-	-	-	-	-	-	37
-	-	-	-	-	-	-	-	-	-	38
-	-	-	-	-	-	-	-	-	-	39
-	(96,567)	-	-	(98,166)	153,595	877,431	-	-	1,031,026	40
-	-	-	-	-	-	-	-	-	-	41
-	(76,921)	(150,497)	-	(227,418)	(204,553)	582,619	1,065	-	379,131	42
-	-	(14,170)	-	(15,209)	187,441	688,466	-	-	875,907	43
-	-	(3,577)	-	(16,199)	16,501	836,902	-	-	853,403	44
-	(12,334)	(80,294)	-	(447,939)	(439,887)	1,826,644	-	-	1,386,757	45
(8,154)	(359,491)	-	-	(509,930)	(440,718)	2,577,275	-	2,557	2,139,114	46
-	(496,930)	-	-	-	-	-	-	-	-	47
-	-	-	-	-	4,118	164,337	13,152	-	181,607	48
-	-	(2,089)	-	(2,089)	(29)	133,570	-	-	133,541	49
-	-	(199,212)	-	(844,974)	(741,212)	3,328,564	-	-	2,587,352	50
-	-	-	-	-	-	-	-	-	-	51
-	-	-	-	(800)	178,510	1,057,896	-	-	1,236,406	52
-	-	-	-	-	-	-	-	-	-	53
-	-	(19,150)	-	(80,766)	(59,661)	1,469,235	360	-	1,409,934	54
-	-	-	-	-	-	-	-	-	-	55
-	-	-	-	-	-	-	-	-	-	56
-	(2,032,718)	(242,354)	-	(2,284,149)	(2,198,961)	8,820,431	17,994	-	6,639,464	57
-	(843,343)	(791,269)	-	(1,662,519)	(1,519,747)	6,361,911	-	-	4,842,164	58
-	(14,048)	-	-	(14,048)	31,548	194,448	-	-	225,996	59
-	-	(9,304)	-	(34,284)	(20,908)	53,369	-	-	32,461	60
-	-	-	-	-	-	-	-	-	-	61
-	(699,902)	-	(193,148)	(893,050)	(828,123)	2,501,586	-	1,004	1,674,467	62
-	(334,664)	(47,441)	-	(382,105)	(269,233)	8,549,592	19,152	-	8,299,511	63
-	(381,971)	-	-	(381,971)	125,489	1,832,752	-	264	1,958,505	64
-	(57,803)	(32,828)	-	(90,631)	(88,104)	1,178,452	-	-	1,090,348	65
-	(14,317)	-	-	(27,518)	108,397	1,055,598	-	-	1,163,995	66
-	-	-	-	-	-	-	-	-	-	67
-	(729,096)	-	-	(984,319)	(646,595)	10,594,891	-	-	9,948,296	68
(44,641)	(8,948,635)	(388,094)	-	(9,662,502)	(9,255,335)	28,824,450	-	19,955	19,589,070	69
-	-	-	-	-	-	-	-	-	-	70
-	(4,834)	(26,853)	-	(3,641,327)	(3,602,171)	9,590,824	-	1,902	5,990,555	71
-	-	(18,411)	-	(18,411)	(18,376)	93,925	-	-	75,549	72
(548,926)	-	(59,696)	-	(612,683)	(561,871)	2,290,502	-	-	1,728,631	73
-	-	(6,051)	-	(6,051)	172,681	1,350,760	-	-	1,523,441	74
-	(678,079)	(1,667,004)	-	(2,345,083)	(1,364,977)	4,962,381	-	-	3,597,404	75
-	(446,039)	(152,073)	-	(598,112)	(583,836)	2,039,859	-	-	1,456,023	76
-	-	-	-	-	-	-	-	-	-	77
-	(468,347)	(927,632)	-	(1,444,516)	(1,336,498)	4,237,993	519,442	698	3,421,635	78
-	-	-	-	-	-	-	-	-	-	79
-	-	-	-	-	142,938	61,813	-	-	204,751	80
-	-	-	-	-	-	-	-	-	-	81
-	(644,848)	(108,939)	-	(764,747)	(592,163)	8,954,099	-	2,103	8,364,039	82
-	-	-	-	-	-	-	-	-	-	83
-	-	(881,880)	-	(881,880)	(485,676)	5,066,724	2,743	-	4,583,791	84
-	(68,995)	(89,061)	-	(158,056)	(12,776)	2,073,425	-	-	2,060,649	85
-	-	-	-	-	232,601	179,962	-	-	412,563	86
-	(75,521)	(348,737)	-	(524,744)	(524,744)	3,385,576	589	418	2,861,839	87
-	-	-	-	-	-	-	-	-	-	88
-	(618,142)	(274,175)	-	(892,317)	(580,172)	3,496,976	-	1,301	2,918,105	89
-	-	-	-	-	103,419	1,126,348	-	372	1,230,139	90
-	(48,307)	-	-	(48,307)	(5,380)	101,951	-	-	96,571	91
-	(626,676)	-	-	(626,676)	(806,813)	3,902,765	-	-	3,095,952	92
-	-	-	-	-	-	-	-	-	-	93
-	-	-	-	-	-	-	-	-	-	94
-	-	-	-	-	143,320	433,584	-	-	576,904	95
-	-	-	-	-	-	-	-	-	-	96
-	(422,874)	(83,863)	-	(525,766)	(470,928)	2,908,606	2,004	232	2,439,914	97
-	(166,579)	(321,262)	-	(488,865)	(449,488)	1,785,263	-	-	1,335,775	98
-	(4,132,918)	-	(359,912)	(4,777,995)	(4,610,079)	18,364,734	2,353	-	13,757,008	99
-	-	(10,109)	-	(147,309)	214,991	875,794	5,446	-	1,096,231	100
-	(622,923)	-	-	(640,691)	(149,745)	4,656,344	-	-	4,506,599	101
-	(2,098,918)	(99,180)	-	(2,258,185)	(1,449,809)	4,924,557	9,095	859	3,484,702	102
-	(239,530)	-	(55,008)	(294,688)	(264,274)	8,298,874	-	-	8,034,600	103
-	(441,129)	-	-	(441,129)	(321,239)	1,828,629	5,854	221	1,513,465	104
-	-	-	-	-	-	-	-	-	-	105
-	(1,649,361)	(2,523,690)	-	(4,173,051)	(1,086,497)	27,626,919	-	-	26,540,422	106
-	(11,388,902)	(4,983,818)	-	(16,722,396)	(13,494,237)	30,686,468	169,692	-	17,361,923	107
-	(9,784,092)	(49,499)	-	(9,866,596)	(8,834,036)	20,278,564	10,919	-	11,455,447	108
-	(377,626)	(122,274)	-	(499,900)	(483,700)	2,860,337	-	-	2,376,637	109
-	(1,029,602)	(3,783,115)	-	(5,050,701)	(4,416,522)	31,867,503	46,700	-	27,497,681	110
-	(2,406,225)	(690,850)	(36,023)	(3,174,753)	(2,321,830)	22,076,256	-	-	19,754,426	111
-	(328,032)	-	-	(328,032)	400,383	8,209,256	644	-	8,610,283	112
-	(180,315)	(726,066)	-	(1,244,611)	(2,723,749)	17,413,719	-	1,943	14,692,502	113
-	(3,065,642)	(63,856)	-	(3,152,976)	(2,956,432)	22,486,827	-	6,181	19,536,576	114
-	-	(329,447)	-	(329,447)	(329,447)	331,207	-	-	1,760	115
-	(40,812)	(14,747,958)	(17,136)	(14,808,639)	(13,974,289)	23,200,596	-	-	9,226,307	116
-	(955,556)	(610,698)	-	(1,566,254)	(1,371,336)	9,411,978	-	580	8,041,222	117
-	(1,970,312)	(267,292)	-	(2,237,604)	(2,020,001)	10,825,994	-	-	8,805,993	118
(638,531)	(65,726,680)	(38,539,751)	(661,227)	(109,010,950)	(89,477,655)	437,035,603	870,072	43,133	348,471,153	119

#	Urban Municipalities	Type	Financial Assets						Accounts Payable & Accrued Liabilities
			Cash & Temporary Investments	Amounts Receivable	Portfolio Investments	Due from Other Funds	Other	Total Financial Assets	
	Populations under 1,000								
118	Benito	V	-	667	-	-	-	667	(15,983)
119	Binscarth	V	205,080	2,540	-	-	-	207,620	(5,065)
120	Birtle	T	144,613	5,238	-	11,759	-	161,610	(6,633)
121	Bowsman	V	-	13,312	-	6,000	-	19,312	-
122	Cartwright	V	13,261	1,650	-	-	-	14,911	-
123	Churchill	T	-	106,568	-	-	-	106,568	-
124	Crystal City	V	-	1,988	-	17,179	-	19,167	(61)
125	Deloraine	T	156,288	39,371	-	12,025	-	207,684	(21,088)
126	Dunnottar	V	-	-	-	-	-	-	-
127	Elkhorn	V	-	-	-	-	-	-	-
128	Emerson	T	-	67,844	127,570	-	-	195,414	(11,974)
129	Erickson	T	14,174	48,130	-	-	-	62,304	(97,067)
130	Ethelbert	V	172,553	42,533	-	-	-	215,086	(416)
131	Gilbert Plains	T	43,994	216,993	-	-	-	260,987	(58,842)
132	Gladstone	T	1,587	301,262	-	-	-	302,849	(20,922)
133	Glenboro	V	-	-	-	-	-	-	-
134	Grand Rapids	T	-	63,577	-	-	-	63,577	(180,382)
135	Grandview	T	-	22,379	-	-	-	22,379	-
136	Gretna	T	-	41,281	-	-	-	41,281	-
137	Hamiota	T	-	7,559	-	288,382	-	295,941	(7,234)
138	Hartney	T	38,631	25,161	15,023	16,825	-	95,640	(10,535)
139	Leaf Rapids	T	-	-	-	56,313	-	56,313	-
140	Lynn Lake	T	-	882	-	-	-	882	(458,952)
141	MacGregor	T	-	-	-	30,551	-	30,551	(31,715)
142	Manitou	T	-	91,228	-	-	-	91,228	-
143	McCreary	V	72,431	31,262	-	219	-	103,912	(1,366)
144	Minitonas	T	7,742	14,901	-	-	-	22,643	(202,063)
145	Notre-Dame-de-Lourdes	V	-	166,537	-	(371,852)	-	(205,315)	(10,874)
146	Oak Lake	T	31,485	3	-	86,960	-	118,448	-
147	Pilot Mound	T	-	63,210	-	-	-	63,210	-
148	Plum Coulee	T	-	63,922	-	-	-	63,922	-
149	Rapid City	T	74,083	24,116	-	7,771	-	105,970	(284,066)
150	Riverton	V	-	-	-	79,459	-	79,459	(261)
151	Rosburn	T	34,779	52,743	-	-	-	87,522	(64)
152	Snow Lake	T	-	354,306	31,833	-	-	386,139	-
153	Somerset	V	-	33,858	-	98,025	-	131,883	(286,112)
154	St. Claude	V	27,759	118,770	-	-	-	146,529	(24,621)
155	St. Lazare	V	12,413	4,592	-	105,125	-	122,130	(2,400)
156	Treherne	T	-	36,333	-	-	-	36,333	-
157	Waskada	V	872	30,052	-	181,309	-	212,233	(19,935)
158	Wawanesa	V	143,616	9,808	-	-	-	153,424	(645,890)
159	Winnipegosis	V	-	8,322	-	81,449	-	89,771	(300)
	Populations 1,000 - 5,000								
160	Altona	T	-	488,580	-	1,027,481	-	1,516,061	-
161	Arborg	T	-	58,312	-	11,044	-	69,356	(11,636)
162	Beausejour	T	-	178,831	-	-	-	178,831	(146,248)
163	Boissevain	T	-	138,312	-	110,821	-	249,133	(14,231)
164	Carberry	T	-	4,368	-	335,865	-	340,233	-
165	Carman	T	100	125,774	-	177,557	-	303,431	-
166	Gillam	T	-	7,470	-	-	255,114	262,584	-
167	Lac du Bonnet	T	-	48,753	-	1,066,620	-	1,115,373	-
168	Melita	T	-	944,318	-	-	-	944,318	-
169	Minnedosa	T	-	256,204	-	247,665	-	503,869	(60,963)
170	Morris	T	-	245,877	-	(153,278)	-	92,599	-
171	Neepawa	T	-	356,590	-	-	-	356,590	(55,170)
172	Niverville	T	-	161,269	-	1,484,758	-	1,646,027	-
173	Pinawa	LGD	-	-	-	-	-	-	-
174	Powerview-Pine Falls	T	-	-	-	-	-	-	-
175	Rivers	T	28,696	24,026	20,000	-	-	72,722	(16,896)
176	Roblin	T	634,223	76,764	-	-	-	710,987	(62,085)
177	Russell	T	-	183,266	-	-	-	183,266	(77,221)
178	Souris	T	-	329,418	-	281,686	-	611,104	(9,339)
179	St. Pierre-Jolys	V	-	-	-	-	-	-	-
180	Ste. Anne	T	-	-	-	200,354	-	200,354	-
181	Ste. Rose du Lac	T	379,908	43,156	-	-	127,300	550,364	(28,337)
182	Stonewall	T	117	214,276	-	-	-	214,393	(789)
183	Swan River	T	-	205,281	-	476,919	-	682,200	(80,036)
184	Teulon	T	-	43,189	-	126,508	-	169,697	-
185	Virden	T	1,092,851	419,365	-	2,633,694	-	4,145,910	(60,433)
186	Winnipeg Beach	T	-	13,579	-	145,278	-	158,857	(78)
	Populations over 5,000								
187	Brandon	C	-	13,435,389	-	-	-	13,435,389	-
188	Dauphin	C	-	335,698	-	-	-	335,698	(203,132)
189	Flin Flon	C	-	342,244	-	-	-	342,244	-
190	Morden	C	-	159,992	-	-	-	159,992	-
191	Portage la Prairie	C	-	898,929	-	-	-	898,929	(454,910)
192	Selkirk	C	-	812,464	-	3,797,707	-	4,610,171	-
193	Steinbach	C	-	773,224	-	177,954	-	951,178	(101,258)
194	The Pas	T	-	572,919	-	-	-	572,919	-
195	Thompson	C	-	1,655,920	-	-	-	1,655,920	-
196	Winkler	C	-	735,311	-	-	-	735,311	(107,171)
	Total Urban Municipalities		3,331,256	26,401,966	194,426	12,856,132	382,414	43,166,194	(3,894,754)
197	Winnipeg	C	5,000	55,981,000	-	81,400,000	-	137,386,000	(16,413,000)

Summary

Rural Municipalities:									
Populations under 1,000		853,946	590,029	1,000	1,529,931	-	-	2,974,906	(979,920)
Populations 1,000 - 5,000		1,188,537	2,962,358	68,995	2,413,261	381,971	-	7,015,122	(1,438,080)
Populations over 5,000		766,778	2,101,296	-	5,946,778	728,415	-	9,543,267	(1,026,761)
Total Rural Municipalities		2,809,261	5,653,683	69,995	9,889,970	1,110,386	19,533,295	(3,444,761)	
Urban Municipalities:									
Populations under 1,000		1,195,361	2,112,898	174,426	707,499	-	-	4,190,184	(2,404,821)
Populations 1,000 - 5,000		2,135,895	4,566,978	20,000	8,172,972	382,414	-	15,278,259	(623,462)
Populations over 5,000		-	19,722,090	-	3,975,661	-	-	23,697,751	(866,471)
Total Urban Municipalities		3,331,256	26,401,966	194,426	12,856,132	382,414	43,166,194	(3,894,754)	
Sub-total		6,140,517	32,055,650	264,421	22,746,102	1,492,800	62,699,489	(7,339,515)	
City of Winnipeg		5,000	55,981,000	-	81,400,000	-	-	137,386,000	(16,413,000)
Total		6,145,517	88,036,650	264,421	104,146,102	1,492,800	200,085,489	(23,752,515)	

Net Financial Assets (Net Debt)					Total Net Financial Assets (Net Debt)	Non-Financial Assets			Fund Surplus (Deficit)	#
Liabilities				Total Liabilities		Tangible Capital Assets	Inventories	Prepaid Expenses		
Deferred Revenue	Long Term Debt	Due to Other Funds	Other							
(658)	-	(30,946)	-	(47,587)	(46,920)	612,152	-	369	565,601	118
-	(39,752)	(197,888)	-	(242,705)	(35,085)	601,258	1,906	-	568,079	119
-	(109,388)	-	-	(116,021)	45,589	753,559	6,906	-	806,054	120
(269)	-	(87,005)	-	(87,274)	(67,962)	177,919	-	969	110,926	121
-	(127,432)	(612,882)	-	(740,314)	(725,403)	759,433	-	-	34,030	122
-	-	(2,080,005)	-	(2,080,005)	(1,973,437)	4,488,041	-	-	2,514,604	123
-	(171,020)	-	-	(171,081)	(151,914)	1,027,579	-	-	875,665	124
-	(75,813)	(86,341)	-	(183,242)	24,442	2,052,365	30,605	140	2,107,552	125
-	-	-	-	-	-	-	-	-	-	126
-	-	-	-	-	-	-	-	-	-	127
-	(324,473)	-	-	(336,447)	(141,033)	1,982,373	-	-	1,841,340	128
-	-	(465,899)	-	(562,966)	(500,662)	1,505,587	-	-	1,004,925	129
-	-	(27,853)	-	(28,269)	186,817	140,848	782	1,055	329,502	130
-	(1,042,969)	(66,970)	-	(1,168,781)	(907,794)	3,446,952	9,095	1,411	2,549,664	131
(1,001)	(388,945)	-	-	(410,868)	(108,019)	4,461,300	-	1,504	4,354,785	132
-	(118,347)	(37,987)	-	(156,334)	(156,334)	330,904	-	-	174,570	133
-	-	-	(856)	(181,238)	(117,661)	11,339,301	-	-	11,221,640	134
-	(1,146,905)	(151,860)	-	(1,298,765)	(1,276,386)	3,497,808	11,155	-	2,232,577	135
-	-	(413,250)	-	(413,250)	(371,969)	379,003	-	-	7,034	136
-	-	(405,528)	-	(412,762)	(116,821)	1,293,901	-	-	1,177,080	137
-	-	(29,386)	-	(100,168)	(4,528)	223,416	-	1,084	219,972	138
-	-	-	-	-	56,313	-	-	-	56,313	139
-	(137,523)	(1,121,190)	-	(1,717,665)	(1,716,783)	2,941,794	-	-	1,225,011	140
-	(174,763)	-	-	(206,478)	(175,927)	1,200,467	-	1,061	1,025,601	141
-	-	(158,556)	-	(188,132)	(96,904)	652,971	-	-	556,067	142
-	-	-	-	(1,366)	102,546	864,683	3,568	1,010	971,807	143
-	-	(12,158)	-	(214,221)	(191,578)	949,073	13,987	-	771,482	144
-	-	-	-	(10,874)	(216,189)	186,079	-	816	(29,294)	145
(486)	-	-	-	(486)	117,962	130,667	2,039	-	250,668	146
-	-	(450,269)	-	(450,269)	(387,059)	3,158,359	-	-	2,771,300	147
-	(238,049)	(48,524)	-	(286,573)	(222,651)	1,007,121	-	-	784,470	148
(572)	(7,634)	-	-	(292,272)	(186,302)	1,043,868	-	370	857,936	149
-	(206,981)	-	-	(207,242)	(127,783)	1,043,122	-	-	915,339	150
-	(93,980)	(3,942)	-	(97,986)	(10,464)	665,429	19,211	594	674,770	151
-	(1,928,760)	(1,500,877)	-	(3,429,637)	(3,043,498)	12,233,054	-	-	9,189,556	152
-	-	-	-	(286,112)	(154,229)	990,237	6,369	-	842,377	153
-	(77,039)	(79,442)	-	(181,102)	(34,573)	1,141,208	-	-	1,106,635	154
-	(150,214)	-	-	(152,614)	(30,484)	852,910	-	-	822,426	155
-	-	(103,015)	-	(103,015)	(66,682)	554,782	-	-	488,100	156
-	(141,937)	(42,810)	-	(204,682)	7,551	1,728,460	-	-	1,736,011	157
-	(32,806)	-	-	(678,696)	(525,272)	1,988,302	-	1,460	1,464,490	158
-	(13,955)	-	-	(14,255)	75,516	1,240,459	22,567	-	1,338,542	159
-	(995,306)	-	-	(995,306)	520,755	6,980,880	43,228	-	7,544,863	160
-	(89,534)	-	-	(101,170)	(31,814)	3,191,494	-	-	3,159,680	161
-	(237,683)	(445,080)	-	(829,011)	(650,180)	6,412,386	81,534	-	5,843,740	162
(26,699)	(595,155)	(723,081)	-	(1,359,166)	(1,110,033)	2,097,172	72,892	-	1,060,031	163
-	-	-	-	-	340,233	714,013	-	-	1,054,246	164
-	(886,862)	(195,256)	-	(1,082,118)	(778,687)	3,425,781	40,959	715	2,688,768	165
-	-	-	(7,470)	(7,470)	255,114	3,285,650	-	-	3,540,764	166
-	(2,080,404)	(427,242)	-	(2,507,646)	(1,392,273)	5,280,022	-	-	3,887,749	167
-	(734,854)	(978,517)	-	(1,713,371)	(769,053)	2,689,436	17,878	-	1,938,261	168
(62,296)	(1,614,782)	(463,093)	(220,000)	(2,421,134)	(1,917,265)	5,068,402	-	5,156	3,156,293	169
-	(105,069)	(21,027)	-	(126,096)	(33,497)	2,791,277	-	-	2,757,780	170
-	(4,257,756)	(10,847)	-	(4,323,773)	(3,967,183)	25,930,504	-	-	21,963,321	171
-	(403,854)	(3,744,578)	-	(4,148,432)	(2,502,405)	11,115,853	12,760	-	8,626,208	172
-	-	-	-	-	-	-	-	-	-	173
-	-	-	-	-	-	-	-	-	-	174
-	-	(428,963)	-	(445,859)	(373,137)	1,000,621	-	1,085	628,569	175
-	(2,108,968)	(1,365,511)	-	(3,536,564)	(2,825,577)	8,083,081	-	5,949	5,263,453	176
(300)	(996,145)	(130,116)	-	(1,203,782)	(1,020,516)	4,096,969	49,391	-	3,125,844	177
(16,752)	(439,408)	(734,149)	-	(1,199,648)	(588,544)	5,312,598	4,963	-	4,729,017	178
-	(23,124)	(50,035)	-	(73,159)	(73,159)	831,005	-	-	757,846	179
-	(137,726)	(97,000)	-	(234,726)	(34,372)	656,457	-	-	622,085	180
-	(17,777)	(414,858)	-	(460,972)	89,392	233,263	-	-	322,655	181
(25,775)	(1,667,740)	(564,838)	(678,117)	(2,937,259)	(2,722,866)	10,558,389	-	-	7,835,523	182
(186,803)	(930,855)	-	-	(1,197,694)	(515,494)	11,510,575	249,624	5,050	11,249,755	183
-	-	-	-	-	169,697	1,337,015	-	-	1,506,712	184
-	(1,731,569)	(5,375,666)	-	(7,167,668)	(3,021,758)	4,377,070	99,057	31,097	1,485,466	185
-	-	-	-	(78)	158,779	634,194	5,772	-	798,745	186
-	(2,957,109)	(72,475,962)	-	(75,433,071)	(61,997,682)	184,068,228	418,522	47,271	122,536,339	187
-	(569,332)	-	(584,337)	(1,356,801)	(1,021,103)	13,592,799	165,829	19,837	12,757,362	188
-	(8,284,874)	(9,086,791)	-	(17,371,665)	(17,029,420)	37,014,189	334,435	-	20,319,204	189
-	(3,937,068)	(754,130)	-	(4,691,198)	(4,531,206)	17,798,740	31,318	-	13,298,852	190
-	(3,266,391)	(458,885)	-	(4,180,186)	(3,281,257)	8,705,000	224,374	4,916	5,653,033	191
-	(4,121,554)	-	(319,078)	(4,440,632)	169,539	25,474,718	-	-	25,644,257	192
-	(4,954,506)	-	-	(5,055,764)	(4,104,586)	57,701,523	-	15,298	53,612,235	193
-	-	-	(465,551)	(465,551)	107,368	8,239,011	-	-	8,346,379	194
(508,638)	(1,428,141)	(696,555)	-	(2,633,334)	(977,414)	13,705,887	-	-	12,728,473	195
-	(1,676,751)	-	-	(1,783,922)	(1,048,611)	32,031,364	94,213	-	31,076,966	196
(830,249)	(58,088,805)	(107,856,763)	(2,275,409)	(172,945,980)	(129,779,785)	599,592,310	2,074,939	148,217	472,035,680	
(11,673,000)	(141,603,000)	-	-	(169,689,000)	(32,303,000)	1,807,464,000	1,663,000	2,508,000	1,779,332,000	197

(40,103)	(3,161,235)	(3,035,822)	-	(7,217,080)	(4,242,174)	40,273,100	56,496	5,100	36,092,522	
(598,428)	(29,388,968)	(6,605,366)	(608,068)	(38,638,910)	(31,623,788)	169,486,879	585,032	29,329	138,477,452	
-	(33,176,477)	(28,898,563)	(53,159)	(63,154,960)	(53,611,693)	227,275,624	228,544	8,704	173,901,179	
(638,531)	(65,726,680)	(38,539,751)	(661,227)	(109,010,950)	(89,477,655)	437,035,603	870,072	43,133	348,471,153	
(2,986)	(6,838,508)	(8,214,583)	(856)	(17,461,754)	(13,271,570)	73,646,744	128,190	11,843	60,515,207	
(318,625)	(20,054,571)	(16,169,857)	(905,587)	(38,072,102)	(22,793,843)	127,614,107	678,058	49,052	105,547,374	
(508,638)	(31,195,726)	(83,472,323)	(1,368,966)	(117,412,124)	(93,714,372)	398,331,459	1,268,691	87,322	305,973,100	
(830,249)	(58,088,805)	(107,856,763)	(2,275,409)	(172,945,980)	(129,779,785)	599,592,310	2,074,939	148,217	472,035,680	
(1,468,780)	(123,815,485)	(146,396,514)	(2,936,636)	(281,956,930)	(219,257,441)	1,036,627,913	2,945,011	191,350	820,506,833	
(11,673,000)	(141,603,000)	-	-	(169,689,000)	(32,303,000)	1,807,464,000	1,663,000	2,508,000	1,779,332,000	
(13,141,780)	(265,418,485)	(146,396,514)	(2,936,636)	(451,645,930)	(251,560,441)	2,844,091,913	4,608,011	2,699,350	2,599,838,833	

#	Rural Municipalities	Type	Revenue					Total Revenue
			Water	Sewer	Property Taxes	Government Grants	Other	
	Populations under 1,000							
1	Albert	RM	-	-	-	-	-	-
2	Archie	RM	30,494	-	-	-	211	30,705
3	Arthur	RM	79,863	-	55,040	80,801	59,082	274,786
4	Birtle	RM	-	6,127	-	-	966	7,093
5	Blanshard	RM	89,310	8,666	-	26,382	2,465	126,823
6	Brenda	RM	107,653	6,518	104,319	56,780	1,053	276,323
7	Cameron	RM	-	-	-	-	-	-
8	Clanwilliam	RM	-	-	-	-	-	-
9	Daly	RM	8,634	-	-	-	39,104	47,738
10	Edward	RM	33,974	-	4,646	-	10,232	48,852
11	Ellice	RM	-	-	-	-	-	-
12	Eriksdale	RM	-	18,738	-	-	580	19,318
13	Ethelbert	RM	-	-	-	-	-	-
14	Gilbert Plains	RM	168,349	-	92,053	-	29,486	289,888
15	Glenella	RM	33,431	-	-	-	4,817	38,248
16	Glenwood	RM	-	-	-	-	-	-
17	Grandview	RM	74,513	-	-	-	380	74,893
18	Hamiota	RM	-	-	-	-	-	-
19	Harrison	RM	218,890	37,286	14,704	7,306	5,671	283,857
20	Hillsburg	RM	-	-	-	-	-	-
21	Lakeview	RM	42,693	-	6,834	-	856	50,383
22	Langford	RM	78,986	-	-	-	89,458	168,444
23	Lansdowne	RM	22,462	-	58,574	-	14,979	96,015
24	Lawrence	RM	-	-	-	-	-	-
25	Louise	RM	-	-	-	-	-	-
26	McCreary	RM	-	-	-	-	-	-
27	Miniota	RM	-	3,040	26,410	520,099	646	550,195
28	Minitonas	RM	-	-	-	-	-	-
29	Minto	RM	-	-	-	-	-	-
30	Morton	RM	-	-	-	-	-	-
31	Mossey River	RM	-	-	-	-	-	-
32	Mystery Lake	LGD	-	-	-	-	-	-
33	Ochre River	RM	-	16,927	5,545	-	4,481	26,953
34	Odanah	RM	138,524	-	-	-	19,440	157,964
35	Park	RM	-	-	132,490	-	38,417	170,907
36	Riverside	RM	19,111	29,437	31,398	3,005	455	83,406
37	Roblin	RM	-	-	-	-	-	-
38	Rosburn	RM	-	-	-	-	-	-
39	Russell	RM	-	-	-	-	-	-
40	Saskatchewan	RM	-	-	-	-	-	-
41	Shellmouth-Boulton	RM	92,391	21,587	14,586	-	47,339	175,903
42	Sifton	RM	-	-	-	-	-	-
43	Silver Creek	RM	35,851	45	8,925	-	2,849	47,670
44	South Cypress	RM	-	-	-	-	-	-
45	Ste. Rose	RM	43,915	-	2,875	-	17,214	64,004
46	Strathclair	RM	101,074	17,940	12,950	20,154	2,735	154,853
47	Strathcona	RM	71,629	9,478	33,744	28,459	7,759	151,069
48	Victoria Beach	RM	165,290	-	184,189	-	1,063	350,542
49	Whitewater	RM	81,941	-	-	-	16,172	98,113
50	Winchester	RM	29,796	-	-	-	-	29,796
51	Woodworth	RM	124,733	-	-	296,729	264,131	685,593
	Populations 1,000 - 5,000							
52	Alexander	RM	59,121	34,100	-	-	24,898	118,119
53	Alonsa	RM	-	-	-	-	-	-
54	Argyle	RM	84,386	-	-	139,404	3,292	227,082
55	Armstrong	RM	-	-	-	-	-	-
56	Bifrost	RM	-	-	-	-	-	-
57	Brokenhead	RM	245,104	62,409	246,753	-	62,370	616,636
58	Cartier	RM	337,515	94,885	121,763	32,310	57,577	644,050
59	Coldwell	RM	-	25,409	25,304	-	1,204	51,917
60	Cornwallis	RM	16,471	-	-	24,741	31	41,243
61	Dauphin	RM	-	-	-	-	-	-
62	De Salaberry	RM	152,370	68,884	79,463	-	78,755	379,472
63	Dufferin	RM	553,788	-	73,093	-	137,896	764,777
64	Elton	RM	73,165	3,807	33,901	-	49,947	160,820
65	Fisher	RM	50,525	57,510	-	-	54,747	162,782
66	Franklin	RM	135,134	37,917	2,679	164,252	78,325	418,307
67	Grahamdale	RM	-	-	-	-	-	-
68	Grey	RM	591,374	27,462	174,517	41,599	161,808	996,760
69	Headingley	RM	1,327,711	492,357	-	841,414	2,467,986	5,129,468
70	Kelsey	RM	-	-	-	-	-	-
71	Killarney-Turtle Mountain	M	479,180	138,539	270,221	33,956	32,613	954,509
72	Lac du Bonnet	RM	1,756	1,008	-	-	753	3,517
73	Lorne	RM	121,224	-	-	55,988	5,378	182,590
74	Montcalm	RM	253,037	32,134	-	-	12,370	297,541
75	Morris	RM	688,091	35,254	278,562	-	505,471	1,507,378
76	Mountain	RM	122,330	33,637	48,326	-	3,578	207,871
77	North Cypress	RM	-	-	-	-	-	-
78	North Norfolk	RM	202,598	36,432	172,089	36,075	39,867	487,061
79	Oakland	RM	-	-	-	-	-	-
80	Pembina	RM	-	-	44,024	-	1,150	45,174
81	Piney	RM	-	-	-	-	-	-
82	Pipestone	RM	163,810	80,997	63,829	95,215	10,034	413,885
83	Reynolds	RM	-	-	-	-	-	-
84	Rhineland	RM	737,618	27,365	-	-	36,580	801,563
85	Roland	RM	176,696	14,967	-	-	32,536	224,199
86	Rosedale	RM	28,576	-	14,455	-	7,235	50,266
87	Rosser	RM	42,889	16,061	60,038	-	26,099	145,087
88	Shell River	RM	-	-	-	-	-	-
89	Shoal Lake	RM	120,514	75,233	84,864	35,048	7,348	323,007
90	Siglunes	RM	57,384	-	-	-	5,177	62,561
91	South Norfolk	RM	24,897	-	29,027	18,016	-	71,940
92	St. Francois Xavier	RM	205,942	37,483	-	355,781	41,288	640,494
93	St. Laurent	RM	-	-	-	-	-	-
94	Ste. Anne	RM	-	-	-	-	-	-
95	Stuartburn	RM	9,329	-	-	-	-	9,329
96	Swan River	RM	-	-	-	-	-	-
97	Thompson	RM	244,681	9,920	23,020	-	15,181	292,802
98	Victoria	RM	165,417	18,284	24,751	-	37,616	246,068
99	Wallace	RM	679,478	-	386,322	259,567	69,516	1,394,883
100	West St. Paul	RM	-	-	263,080	-	-	263,080
101	Westbourne	RM	298,831	4,263	112,108	57,178	42,472	514,852
102	Whitehead	RM	226,615	-	193,491	177,597	250,816	848,519
103	Whitemouth	RM	290,939	28,357	57,776	-	20,507	397,579
104	Woodlands	RM	167,733	93,910	83,309	7,216	31,835	384,003
	Populations over 5,000							
105	East St. Paul	RM	478,969	1,584,759	489,287	-	127,402	2,680,417
106	Gimli	RM	1,718,884	109,942	1,046,604	1,040,670	22,512	3,938,612
107	Hanover	RM	149,745	109,050	827,076	-	509,673	1,595,544
108	La Broquerie	RM	-	95,153	44,440	16,200	252,867	408,660
109	Macdonald	RM	1,077,989	217,583	192,379	-	2,388,487	3,876,438
110	Portage la Prairie	RM	863,728	72,045	366,321	699,979	339,258	2,341,331
111	Ritchoy	RM	637,922	420	151,619	215,333	897,940	1,903,234
112	Rockwood	RM	265,099	143,792	75,332	993,943	219,678	1,697,844
113	Springfield	RM	361,039	447,677	433,828	-	386,596	1,629,140
114	St. Andrews	RM	-	7,204	-	-	-	7,204
115	St. Clements	RM	-	98,238	-	4,597,190	158,700	4,854,128
116	Stanley	RM	782,855	-	281,999	515,524	68,517	1,648,895
117	Tache	RM	466,806	312,374	239,410	-	1,107,386	2,125,976
	Total Rural Municipalities		17,832,772	4,962,610	7,904,342	11,493,911	11,575,313	53,768,948

Expenses						Transfers	Change in Utility Fund Balance	Fund Surplus (Deficit), Beginning of Year	Fund Surplus (Deficit), End of Year	#
General	Water General	Water Amortization & Interest	Sewer General	Sewer Amortization & Interest	Total Expenses					
-	-	-	-	-	-	-	-	-	-	1
(3,500)	(17,825)	(2,329)	(2,986)	(1,358)	(27,998)	(10,000)	(7,293)	127,377	120,084	2
(17,802)	(214,541)	(60,682)	-	-	(293,025)	-	(18,239)	1,215,291	1,197,052	3
(2,150)	-	-	(1,187)	(7,045)	(10,382)	(2,000)	(5,289)	297,615	292,326	4
(33,035)	(61,392)	(18,635)	(7,565)	(2,274)	(122,901)	(5,000)	(1,078)	494,866	493,788	5
(18,965)	(254,817)	(79,355)	(1,322)	(1,687)	(356,146)	76,624	(3,199)	940,845	937,646	6
-	-	-	-	-	-	-	-	-	-	7
-	-	-	-	-	-	-	-	-	-	8
-	(54,491)	(7,150)	-	-	(61,641)	18,000	4,097	247,068	251,165	9
(4,927)	(81,788)	(9,597)	(2,690)	(1,917)	(100,919)	7,235	(44,832)	231,708	186,876	10
-	-	-	-	-	-	-	-	-	-	11
-	-	-	(13,535)	-	(13,535)	-	5,783	30,581	36,364	12
-	-	-	-	-	-	-	-	-	-	13
(84,307)	(78,625)	(263,978)	-	-	(426,910)	-	(137,022)	5,816,873	5,679,851	14
(17,318)	(7,090)	(9,549)	-	-	(33,957)	(9,600)	(5,309)	213,253	207,944	15
-	-	-	-	-	-	-	-	-	-	16
(23,646)	(47,462)	(82,998)	-	-	(154,106)	(2,043)	(81,256)	2,901,966	2,820,710	17
-	-	-	-	-	-	-	-	-	-	18
(48,539)	(56,030)	(23,786)	(63,833)	(23,239)	(215,427)	(30,000)	38,430	977,693	1,016,123	19
-	-	-	-	-	-	-	-	-	-	20
(912)	(58,479)	(35,938)	(1,796)	(8,793)	(105,918)	8,319	(47,216)	999,986	952,770	21
(6,754)	(98,005)	(25,900)	-	-	(130,659)	(9,125)	28,660	160,630	985,323	22
(8,580)	(34,685)	(29,514)	(32,562)	(43,373)	(148,714)	-	(52,699)	2,163,951	2,111,252	23
-	-	-	-	-	-	-	-	-	-	24
-	-	-	-	-	-	-	-	-	-	25
(3,000)	-	-	(6,964)	(22,637)	(32,601)	304,000	821,594	420,138	1,241,732	26
-	-	-	-	-	-	-	-	-	-	27
-	-	-	-	-	-	-	-	-	-	28
-	-	-	-	-	-	-	-	-	-	29
-	-	-	-	-	-	-	-	-	-	30
-	-	-	-	-	-	-	-	-	-	31
-	-	-	-	-	-	-	-	-	-	32
(2,133)	-	-	(9,063)	(15,419)	(26,615)	-	338	490,881	491,219	33
(51,032)	(57,075)	(75,901)	-	-	(184,008)	(42,896)	(68,940)	2,709,368	2,640,428	34
-	-	(74,644)	-	-	(74,644)	-	96,263	3,066,477	3,162,740	35
-	(19,373)	(6,997)	(17,701)	(63,945)	(108,016)	-	(24,610)	1,723,899	1,699,289	36
-	-	-	-	-	-	-	-	-	-	37
-	-	-	-	-	-	-	-	-	-	38
-	-	-	-	-	-	-	-	-	-	39
-	-	-	-	-	-	-	-	-	-	40
(4,876)	(113,946)	(46,387)	(5,622)	-	(170,831)	89,400	94,472	936,554	1,031,026	41
(26,488)	(43,197)	(16,729)	-	(4,120)	(90,534)	(3,000)	(45,864)	424,995	379,131	42
-	-	-	-	-	-	-	-	-	-	43
-	-	-	-	-	-	-	-	-	-	44
(1,700)	(42,745)	(18,676)	-	(7,354)	(70,475)	-	(6,471)	882,378	875,907	45
(36,000)	(51,260)	(32,550)	(23,095)	(16,591)	(159,496)	62,318	57,675	795,728	853,403	46
(21,855)	(40,725)	(19,677)	(5,560)	(50,793)	(138,610)	26,403	38,862	1,347,895	1,386,757	47
(79,855)	(54,410)	(158,248)	-	-	(292,513)	(15,500)	42,529	2,096,585	2,139,114	48
(42,007)	(26,422)	(10,261)	(9,250)	-	(87,940)	2,233	12,406	169,201	181,607	49
-	(29,824)	(2,032)	-	(4,631)	(36,487)	-	(6,691)	140,232	133,541	50
(43,126)	(100,573)	(29,785)	(3,424)	(541)	(177,449)	-	508,144	2,079,208	2,587,352	51
-	-	-	-	-	-	-	-	-	-	52
(13,349)	(48,360)	(8,642)	(8,722)	(35,211)	(114,284)	-	3,835	1,232,571	1,236,406	53
(4,664)	(109,191)	(34,771)	(14,339)	(20,826)	(183,791)	(88,996)	(45,705)	1,455,639	1,409,934	54
-	-	-	-	-	-	-	-	-	-	55
(24,230)	(178,615)	(390,771)	-	-	(593,616)	(128,613)	(105,593)	6,745,057	6,639,464	56
(59,657)	(426,599)	(130,119)	(62,471)	(99,599)	(778,445)	88,625	(45,770)	4,887,934	4,842,164	57
(6,169)	-	-	(57,508)	(13,433)	(77,110)	(20,000)	(45,193)	271,189	225,996	58
(6,861)	(1,921)	-	-	-	(8,782)	-	32,461	-	32,461	59
-	-	-	-	-	-	-	-	-	-	60
(97,798)	(42,714)	(118,971)	(41,028)	(21,310)	(321,821)	-	57,651	1,616,816	1,674,467	61
(100,228)	(523,879)	(225,513)	-	-	(849,620)	69,302	(15,541)	8,315,052	8,299,511	62
(14,594)	(61,115)	(50,974)	(1,211)	(10,398)	(138,292)	(43,472)	(20,944)	1,979,449	1,958,505	63
-	(131,982)	(43,698)	(14,883)	(41,418)	(231,981)	(2,500)	(71,699)	1,162,047	1,090,348	64
(39,857)	(111,306)	(17,894)	(24,296)	(13,058)	(206,411)	113,287	325,183	838,812	1,163,995	65
-	-	-	-	-	-	-	-	-	-	66
(65,288)	(620,246)	(255,999)	(9,604)	(80,610)	(1,031,747)	108,526	73,539	9,874,757	9,948,296	67
(32,000)	(1,191,111)	(583,343)	(501,895)	(489,263)	(2,797,612)	366,318	2,698,174	16,890,896	19,589,070	68
-	-	-	-	-	-	-	-	-	-	69
(69,975)	(382,197)	(362,047)	(79,201)	(63,610)	(957,030)	25,000	22,479	5,968,076	5,990,555	70
(105)	(1,695)	(1,409)	(1,047)	(987)	(5,243)	-	(1,726)	77,275	75,549	71
(5,661)	(59,538)	(47,346)	(22,422)	(56,901)	(191,868)	-	(9,278)	1,737,909	1,728,631	72
(51,742)	(230,054)	(39,460)	(26,089)	(8,683)	(356,028)	67,000	8,513	1,514,928	1,523,441	73
(63,099)	(538,588)	(268,158)	(40,595)	(14,482)	(924,922)	-	582,456	3,014,948	3,597,404	74
(28,725)	(86,241)	(26,699)	(14,199)	(62,808)	(218,672)	(38,142)	(48,943)	1,504,966	1,456,023	75
-	-	-	-	-	-	-	-	-	-	76
(7,416)	(301,025)	(119,902)	(10,072)	(13,906)	(452,321)	15,041	49,781	3,371,854	3,421,635	77
-	-	-	-	-	-	-	-	-	-	78
(1,200)	-	-	(16,511)	(4,278)	(21,989)	(1,300)	21,885	182,866	204,751	79
-	-	-	-	-	-	-	-	-	-	80
(146,011)	(158,431)	(198,315)	(15,076)	(32,055)	(549,888)	230,480	94,477	8,269,562	8,364,039	81
-	-	-	-	-	-	-	-	-	-	82
(32,565)	(561,092)	(60,846)	(29,598)	(42,163)	(726,264)	501,293	576,592	4,007,200	4,583,792	83
(10,200)	(244,831)	(70,476)	(17,136)	-	(342,643)	11,444	(107,000)	2,167,649	2,060,649	84
(2,686)	(46,812)	(7,144)	-	-	(56,642)	-	(6,376)	418,939	412,563	85
(43,140)	(48,655)	(46,048)	(126,611)	(32,898)	(297,352)	(4,000)	(156,265)	3,018,104	2,861,839	86
-	-	-	-	-	-	-	-	-	-	87
(38,836)	(51,332)	(84,772)	(103,707)	(64,767)	(343,414)	45,500	25,093	2,893,012	2,918,105	88
-	(38,554)	(19,907)	(12,871)	(19,907)	(91,239)	(13,000)	(41,678)	1,271,817	1,230,139	89
(1,200)	(35,141)	(16,398)	-	(2,962)	(55,701)	-	16,239	80,332	96,571	90
(36,134)	(197,539)	(100,647)	(42,836)	(26,040)	(403,196)	167,366	404,664	2,691,288	3,095,952	91
-	-	-	-	-	-	-	-	-	-	92
-	-	-	-	-	-	-	-	-	-	93
-	-	-	(66,364)	(16,590)	(82,954)	(1,300)	(74,925)	651,829	576,904	94
-	-	-	-	-	-	-	-	-	-	95
(43,166)	(144,796)	(141,148)	(9,520)	(5,629)	(344,259)	(6,000)	(57,457)	2,497,371	2,439,914	96
(136,326)	(72,448)	(53,513)	(5,454)	(20,047)	(287,788)	(2,841)	(44,561)	1,380,336	1,335,775	97
(1,242)	(557,019)	(663,456)	-	-	(1,221,717)	(100,000)	73,166	13,683,842	13,757,008	98
(32,564)	(69,144)	-	(203,574)	(51,469)	(356,751)	(11,536)	(105,207)	1,201,438	1,096,231	99
(19,717)	(276,082)	(221,550)	(776)	-	(518,125)	(34,500)	(37,773)	4,544,372	4,506,599	100
(25,114)	(326,408)	(261,789)	(3,691)	(28,605)	(645,607)	(82,455)	120,457	3,364,245	3,484,702	101
(173,150)	(144,369)	(194,528)	(31,990)	(37,025)	(581,062)	115,412	(68,071)	8,102,671	8,034,600	102
(6,161)	(117,882)	(46,269)	(130,761)	(33,709)	(334,782)	(65,034)	(15,813)	1,529,278	1,513,465	103
-	-	-	-	-	-	-	-	-	-	104
(352,000)	(235,902)	(321,789)	(836,935)	(850,820)	(2,597,446)	520,515	603,486	25,936,936	26,540,422	105
(8,620)	(409,671)	(133,015)	(731,731)	(1,222,224)	(2,505,261)	-	1,433,351	15,928,571	17,361,922	106
(26,285)	(160,521)	(278,130)	(372,864)	(965,686)	(1,803,486)	442,104	234,162	11,221,285	11,455,447	107
(15,920)	-	(86,972)	(33,690)	(23,504)	(160,086)	-	248,574	2,128,063	2,376,637	108
(68,394)	(1,002,569)	(905,308)	(206,889)	(540,825)	(2,723,985)	(563,034)	589,419	26,908,262	27,497,681	109
(33,787)	(804,791)	(529,924)	(32,216)	(103,253)	(1,503,971)	600,741	1,438,101	18,316,325	18,610,283	110
(73,260)	(422,234)	(187,678)	(123,488)	(50,980)	(857,640)	963,038	2,008,632	6,601,651	8,610,283	111
(93,921)	(390,586)	(255,329)	(248,589)	(201,777)	(1,190,202)	(21,800)	485,842	14,206,660	14,692,502	112
(126,036)	(226,299)	(354,914)	(180,357)	(366,169)	(1,253,775)	(165,264)	210,101	19,326,475	19,536,576	113
(1,819)	-	(1,900)	(4,853)	-	(8,572)	-	(1,368)	3,128	1,760	114
(600)	-	-	(69,777)	(52,966)	(123,343)	(150,647)	4,580,138	4,646,169	9,226,307	115
(75,075)	(784,745)	(325,911)	-	-	(1,185,731)	277,933	741,097	7,300,125	8,041,222	116
(353,360)	(221,236)	(412,969)	(103,163)	(165,316)	(1,256,044)	942,071	1,812,003	6,993,990	8,805,993	117

#	Urban Municipalities	Type	Revenue					Total Revenue
			Water	Sewer	Property Taxes	Government Grants	Other	
	Populations under 1,000							
118	Benito	V	54,040	8,431	-	14,605	6,792	83,868
119	Binscarth	V	153,708	-	21,493	7,432	4,499	187,132
120	Birtle	T	315,334	-	19,326	-	17,969	352,629
121	Bowsman	V	48,556	3,890	-	901	1,787	55,134
122	Cartwright	V	82,228	-	12,663	-	852	95,743
123	Churchill	T	589,217	52,695	100,150	-	54,109	796,171
124	Crystal City	V	-	26,481	14,483	1,500	530	42,994
125	Deloraine	T	371,351	-	11,390	12,595	7,692	403,028
126	Dunnottar	V	-	-	-	-	-	-
127	Elkhorn	V	-	-	-	-	-	-
128	Emerson	T	260,956	-	-	-	10,440	271,396
129	Erickson	T	119,190	-	-	136,535	63,267	318,992
130	Ethelbert	V	122,389	-	-	23,212	16,146	161,747
131	Gilbert Plains	T	367,472	200	-	667	7,200	375,539
132	Gladstone	T	406,092	-	78,851	57,178	43,801	585,922
133	Glenboro	V	-	-	47,183	15,955	-	63,138
134	Grand Rapids	T	29,347	12,618	-	283,903	-	325,868
135	Grandview	T	316,534	-	-	29,136	9,091	354,761
136	Gretna	T	119,256	60,649	-	-	4,341	184,246
137	Hamiota	T	199,347	-	-	-	2,453	201,800
138	Hartney	T	124,823	47,359	25,500	-	7,322	205,004
139	Leaf Rapids	T	121,753	88,476	-	-	1,951	212,180
140	Lynn Lake	T	303,763	-	-	17,437	13,930	335,130
141	MacGregor	T	184,078	64,757	19,311	-	75,907	344,053
142	Manitou	T	182,002	84,343	-	-	33,412	299,757
143	McCreary	V	100,567	69,368	-	-	1,896	171,831
144	Minitonas	T	95,792	-	11,402	-	3,208	110,402
145	Notre-Dame-de-Lourdes	V	107,373	17,768	-	22,155	21,850	169,146
146	Oak Lake	T	-	60,396	-	132,373	1,708	194,477
147	Pilot Mound	T	180,206	30,405	-	2,083,532	93,891	2,388,034
148	Plum Coulee	T	231,838	-	48,691	-	23,387	303,916
149	Rapid City	T	58,562	27,704	8,044	284,066	4,742	383,118
150	Riverton	V	-	19,047	22,624	-	19,340	61,011
151	Rosburn	T	172,320	4,865	15,658	29,497	9,302	231,642
152	Snow Lake	T	458,494	13,216	318,247	-	580,716	1,370,673
153	Somerset	V	117,619	21,412	-	122,619	4,625	266,275
154	St. Claude	V	378,750	-	53,717	-	8,450	440,917
155	St. Lazare	V	30,715	-	25,000	-	1,215	56,930
156	Treherne	T	137,353	10,609	-	110,673	2,817	261,452
157	Waskada	V	119,440	6,785	32,650	56,780	12,466	228,121
158	Wawanesa	V	174,328	-	9,549	645,720	157,440	987,037
159	Winnipegosis	V	131,378	43,540	29,017	-	6,020	209,955
	Populations 1,000 - 5,000							
160	Altona	T	1,463,125	578,302	14,038	67,093	77,594	2,200,152
161	Arborg	T	183,354	65,327	82,969	85,338	63,993	480,981
162	Beausejour	T	330,750	211,551	66,981	11,663	145,709	766,654
163	Boissevain	T	360,556	100,379	-	-	7,410	468,345
164	Carberry	T	-	122,103	-	-	7,161	129,264
165	Carman	T	498,677	95,515	585,550	-	37,227	1,216,969
166	Gillam	T	409,542	-	-	521,509	5,157	936,208
167	Lac du Bonnet	T	372,988	137,025	123,417	-	24,064	657,494
168	Melita	T	266,033	180	111,006	155,099	5,819	538,137
169	Minnedosa	T	1,397,775	668	-	-	32,309	1,430,752
170	Morris	T	577,562	-	28,806	-	16,940	623,308
171	Neepawa	T	1,401,455	177,442	445,424	96,361	58,821	2,179,503
172	Niverville	T	644,504	-	55,612	-	186,644	886,760
173	Pinawa	LGD	-	-	-	-	-	-
174	Powerview-Pine Falls	T	-	-	-	-	-	-
175	Rivers	T	246,980	81,394	-	25,168	10,681	364,223
176	Roblin	T	505,767	-	137,541	-	26,476	669,784
177	Russell	T	536,594	-	135,280	22,826	32,953	727,653
178	Souris	T	528,520	-	169,916	-	30,478	728,914
179	St. Pierre-Jolys	V	-	1,464	67,414	43,877	-	112,755
180	Ste. Anne	T	-	-	135,081	-	26,641	161,722
181	Ste. Rose du Lac	T	248,096	-	1,979	-	10,484	260,559
182	Stonewall	T	307,101	243,628	-	-	35,140	585,869
183	Swan River	T	516,579	264,308	-	-	285,581	1,066,468
184	Teulon	T	-	62,869	-	-	16,165	79,034
185	Virden	T	628,657	-	205,703	-	106,046	940,406
186	Winnipeg Beach	T	66,070	-	-	60,658	4,999	131,727
	Populations over 5,000							
187	Brandon	C	8,875,190	3,874,813	54,636	4,345,984	3,930,624	21,081,247
188	Dauphin	C	1,710,178	439,083	-	879,670	641,458	3,670,389
189	Flin Flon	C	1,183,796	1,112,443	1,165,089	255,246	188,662	3,905,236
190	Morden	C	1,565,107	544,928	210,848	-	413,799	2,734,682
191	Portage la Prairie	C	9,218,893	22,405	-	-	1,800,692	11,041,990
192	Selkirk	C	1,738,914	1,017,540	483,234	272,841	450,492	3,963,021
193	Steinbach	C	1,775,762	879,601	1,547,048	-	1,451,433	5,653,844
194	The Pas	T	1,466,250	505,549	-	-	65,548	2,037,347
195	Thompson	C	2,219,415	1,319,297	-	447,540	188,447	4,174,699
196	Winkler	C	3,690,749	9,930	-	-	2,083,388	5,784,067
	Total Urban Municipalities		51,901,110	12,642,758	6,769,958	11,361,907	13,805,599	96,481,332
197	Winnipeg	C	97,909,000	143,068,000	-	11,912,000	32,484,000	285,373,000

Summary

Rural Municipalities:								
Populations under 1,000		1,893,507	175,789	789,282	1,039,715	682,041	4,580,334	
Populations 1,000 - 5,000		9,136,229	1,588,584	2,966,765	2,375,357	4,414,256	20,481,191	
Populations over 5,000		6,803,036	3,198,237	4,148,295	8,078,839	6,479,016	28,707,423	
Total Rural Municipalities		17,832,772	4,962,610	7,904,342	11,493,911	11,575,313	53,768,948	
Urban Municipalities:								
Populations under 1,000		6,966,171	775,014	942,386	4,071,034	1,336,564	14,091,169	
Populations 1,000 - 5,000		11,490,685	2,142,155	2,366,717	1,089,592	1,254,492	18,343,641	
Populations over 5,000		33,444,254	9,725,589	3,460,855	6,201,281	11,214,543	64,046,522	
Total Urban Municipalities		51,901,110	12,642,758	6,769,958	11,361,907	13,805,599	96,481,332	
Sub-total		69,733,882	17,605,368	14,674,300	22,855,818	25,380,912	150,250,280	
City of Winnipeg		97,909,000	143,068,000	-	11,912,000	32,484,000	285,373,000	
Total		167,642,882	160,673,368	14,674,300	34,767,818	57,864,912	435,623,280	

Expenses						Transfers	Change in Utility Fund Balance	Fund Surplus (Deficit), Beginning of Year	Fund Surplus (Deficit), End of Year	#
General	Water General	Water Amortization & Interest	Sewer General	Sewer Amortization & Interest	Total Expenses					
(22,345)	(46,764)	(10,001)	(13,262)	(7,763)	(100,135)	109,133	92,866	472,735	565,601	118
(18,660)	(54,289)	(36,533)	(28,754)	(16,714)	(154,950)	-	32,182	535,897	568,079	119
(23,544)	(100,933)	(25,636)	(27,198)	-	(177,311)	(40,000)	135,318	670,736	806,054	120
(10,027)	(67,431)	(6,226)	(5,440)	(274)	(89,398)	(2,000)	(36,264)	147,190	110,926	121
(6,919)	(74,078)	(17,960)	(11,933)	-	(110,890)	-	(15,147)	49,177	34,030	122
(14,483)	(1,065,408)	(254,432)	(256,584)	(127,112)	(1,718,019)	349,000	(572,848)	3,087,452	2,514,604	123
(9,270)	-	-	(12,152)	(30,260)	(51,682)	(8,713)	(17,401)	893,066	875,665	124
(39,132)	(256,617)	(54,737)	(34,386)	(30,953)	(415,825)	(20,000)	(32,797)	2,140,349	2,107,552	125
-	-	-	-	-	-	-	-	-	-	126
-	-	-	-	-	-	-	-	-	-	127
(30,744)	(119,788)	(18,614)	(41,616)	(85,192)	(295,954)	21,935	(2,623)	1,843,963	1,841,340	128
(44,819)	(137,637)	(30,038)	(14,416)	(21,220)	(248,130)	(500)	70,362	934,563	1,004,925	129
(41,940)	(29,544)	(15,057)	(9,154)	(16,897)	(112,592)	21,212	70,367	259,135	329,502	130
(60,680)	(229,219)	(124,981)	(15,091)	(4,454)	(434,425)	26,000	(32,886)	2,582,550	2,549,664	131
(33,844)	(308,541)	(176,731)	(54,249)	(25,630)	(598,995)	13,996	923	4,353,862	4,354,785	132
-	-	-	(45,701)	(17,437)	(63,138)	47,651	47,651	126,919	174,570	133
(79,591)	(25,002)	(294,589)	(7,835)	-	(407,017)	-	(81,149)	11,302,789	11,221,640	134
(58,304)	(250,179)	(82,522)	(53,139)	(7,620)	(451,764)	52,731	(44,272)	2,276,849	2,232,577	135
(18,765)	(81,622)	(5,961)	(41,261)	(11,387)	(158,996)	(70,623)	(45,373)	52,407	7,034	136
(37,300)	(108,937)	(37,430)	(40,645)	(9,333)	(233,645)	-	(31,845)	1,208,925	1,177,080	137
(81,132)	(122,468)	(47,840)	(5,745)	-	(257,185)	19,986	(32,195)	252,167	219,972	138
(92,280)	(26,248)	-	(37,339)	-	(155,867)	-	56,313	-	56,313	139
(61,479)	(325,420)	(118,823)	(93,427)	(10,977)	(610,126)	89,492	(185,504)	1,410,515	1,225,011	140
(14,929)	(147,556)	(75,618)	(41,551)	-	(279,654)	(52,172)	12,227	1,013,374	1,025,601	141
(36,831)	(195,970)	(32,153)	(32,022)	(4,525)	(301,501)	-	(1,744)	557,811	556,067	142
(78,610)	(39,207)	(17,425)	(24,915)	(40,842)	(200,999)	2,019	(27,149)	998,956	971,807	143
(30,617)	(63,176)	(16,142)	(22,886)	-	(132,821)	11,738	(10,681)	782,163	771,482	144
(55,579)	(110,558)	(2,706)	(119,725)	(7,425)	(295,993)	-	(126,847)	97,553	(29,294)	145
-	-	-	(205,093)	(6,185)	(211,278)	(2,000)	(18,801)	269,469	250,668	146
(9,119)	(179,052)	(11,719)	(7,072)	(8,022)	(214,984)	8,000	2,181,050	590,250	2,771,300	147
(43,703)	(123,423)	(20,098)	(59,034)	(32,259)	(278,517)	(10,000)	15,399	769,071	784,470	148
(33,272)	(34,531)	(16,394)	(8,227)	(3,648)	(96,072)	(2,000)	285,046	572,890	857,936	149
(925)	-	-	(16,443)	(53,667)	(71,035)	(20,934)	(30,958)	946,297	915,339	150
(45,695)	(150,214)	(40,958)	(28,372)	(9,456)	(274,695)	18,395	(24,658)	699,427	674,769	151
(392,245)	(150,996)	(108,011)	(29,110)	(124,867)	(805,229)	-	565,444	8,624,112	9,189,556	152
(12,442)	(58,513)	(17,121)	(12,065)	(3,863)	(104,004)	12,000	174,271	668,106	842,377	153
(93,649)	(203,969)	(9,086)	(53,182)	(45,539)	(405,425)	(7,722)	27,770	1,078,865	1,106,635	154
(3,857)	(59,556)	(28,214)	(12,830)	-	(104,457)	-	(47,527)	869,953	822,426	155
(34,343)	(118,834)	(23,946)	(4,084)	(4,545)	(185,752)	71,500	147,200	340,900	488,100	156
(21,008)	(247,820)	(48,295)	(22,891)	(1,725)	(341,739)	52,862	(60,756)	1,796,767	1,736,011	157
(16,362)	(74,455)	(24,000)	(44,909)	(9,047)	(168,773)	(5,000)	813,264	651,226	1,464,490	158
(41,746)	(68,713)	(24,110)	(43,234)	(30,386)	(208,189)	6,750	8,516	1,330,026	1,338,542	159
(186,201)	(1,100,290)	(115,609)	(187,672)	(234,218)	(1,823,990)	(150,000)	226,162	7,318,701	7,544,863	160
(72,705)	(129,301)	(124,061)	(39,027)	(50,853)	(415,947)	24,712	89,746	3,069,934	3,159,680	161
(239,222)	(194,270)	(103,384)	(96,969)	(150,153)	(783,998)	215,907	198,563	5,645,173	5,843,740	162
(32,850)	(289,296)	(127,312)	(84,643)	(17,578)	(551,679)	110,820	27,486	1,032,545	1,060,031	163
(10,000)	-	-	(63,665)	(25,137)	(88,802)	(30,000)	462	1,053,784	1,054,246	164
(97,819)	(553,054)	(161,737)	(53,223)	-	(865,833)	(96,984)	254,152	2,434,616	2,688,768	165
(379,795)	(449,290)	-	(48,709)	-	(877,794)	(210,513)	(152,099)	3,692,863	3,540,764	166
(111,768)	(185,578)	(251,500)	(77,848)	(6,250)	(632,944)	143,627	168,177	3,719,572	3,887,749	167
(25,397)	(197,682)	(94,546)	(41,359)	(16,334)	(375,318)	-	162,819	1,775,442	1,938,261	168
(119,854)	(688,904)	(312,848)	(122,790)	(23,567)	(1,267,963)	94,000	256,789	2,899,504	3,156,293	169
(79,852)	(393,828)	(101,606)	(37,719)	(2,539)	(615,544)	(75,738)	(67,974)	2,825,574	2,757,780	170
(421,833)	(357,406)	(1,033,876)	(107,556)	(24,168)	(1,944,839)	(107,618)	127,046	21,836,275	21,963,321	171
(108,612)	(102,951)	(343,337)	(74,477)	(217,416)	(846,793)	23,699	63,666	8,562,542	8,626,208	172
-	-	-	-	-	-	-	-	-	-	173
-	-	-	-	-	-	-	-	-	-	174
(60,594)	(284,128)	(20,412)	(16,036)	(11,521)	(392,691)	(24,601)	(53,069)	681,638	628,569	175
(75,254)	(235,403)	(244,415)	(136,480)	(79,803)	(771,355)	48,100	(53,471)	5,316,924	5,263,453	176
(97,145)	(362,695)	(112,062)	(78,726)	(124,649)	(775,277)	(7,275)	(54,899)	3,180,743	3,125,844	177
(117,729)	(248,112)	(245,256)	(108,932)	(91,368)	(811,397)	3,000	(79,483)	4,808,500	4,729,017	178
(8,227)	-	-	(23,742)	(17,381)	(49,350)	85,578	148,983	608,863	757,846	179
(10,000)	-	-	(52,334)	(28,241)	(80,575)	(79,140)	(7,993)	630,078	622,085	180
(64,230)	(178,318)	(5,222)	(46,849)	(13,689)	(308,308)	77,556	29,807	292,848	322,655	181
-	(308,596)	(270,908)	(245,794)	-	(825,298)	180,019	(59,410)	7,894,933	7,835,523	182
(103,217)	(514,643)	(218,473)	(192,465)	(176,839)	(1,205,637)	89,521	(49,648)	11,299,403	11,249,755	183
(13,000)	-	-	(53,794)	(90,536)	(157,330)	20,000	(58,296)	1,565,008	1,506,712	184
(155,648)	(436,976)	(203,770)	(284,243)	(17,050)	(1,097,687)	86,328	(70,953)	1,485,466	1,485,466	185
(15,550)	(17,239)	(4,146)	(76,218)	(31,711)	(144,864)	35,505	22,368	776,377	798,745	186
(3,376,135)	(5,133,775)	(2,433,088)	(5,488,848)	(3,387,196)	(19,819,042)	(3,853,932)	(2,591,727)	125,128,066	122,536,339	187
(427,257)	(1,491,086)	(528,419)	(321,131)	(173,123)	(2,941,016)	664,990	1,394,363	11,362,999	12,757,362	188
(457,343)	(2,395,810)	(355,632)	(1,224,642)	(463,815)	(4,897,242)	-	(992,006)	21,311,210	20,319,204	189
(155,949)	(911,409)	(320,310)	(129,573)	(405,996)	(1,923,237)	(821,798)	(10,353)	13,309,205	13,298,852	190
(1,423,190)	(4,471,094)	(238,649)	(1,483,318)	(269,998)	(7,886,249)	1,108,248	4,263,989	1,389,044	5,653,033	191
(745,571)	(1,181,806)	(394,761)	(545,926)	(715,351)	(3,583,415)	48,784	428,390	25,215,867	25,644,257	192
(310,644)	(1,103,850)	(1,015,361)	(809,941)	(1,118,880)	(4,358,676)	509,000	1,804,168	51,808,067	53,612,235	193
(368,927)	(1,393,608)	(317,458)	(346,006)	(247,223)	(2,673,222)	(202,256)	(838,131)	9,184,510	8,346,379	194
(1,549,269)	(797,227)	(467,475)	(674,191)	(243,490)	(3,731,652)	-	443,047	12,285,427	12,728,474	195
(708,676)	(1,400,632)	(320,539)	(285,126)	(649,896)	(3,364,869)	1,443,321	3,862,519	27,214,447	31,076,966	196
(13,879,653)	(32,964,925)	(12,360,279)	(15,296,944)	(9,935,193)	(84,436,994)	45,596	12,089,934	459,945,747	472,035,680	
(26,446,000)	(62,891,000)	(32,461,000)	(61,364,000)	(21,143,000)	(204,305,000)	(40,129,000)	40,939,000	1,738,393,000	1,779,332,000	197

(582,507)	(1,644,780)	(1,141,298)	(208,155)	(275,717)	(3,852,457)	465,368	1,193,245	34,899,275	36,092,522	
(1,440,830)	(8,136,912)	(4,912,522)	(1,746,058)	(1,464,647)	(17,700,969)	1,280,905	4,061,127	134,416,326	138,477,452	
(1,229,077)	(4,658,554)	(3,793,839)	(2,944,552)	(4,543,520)	(17,169,542)	2,845,657	14,383,538	159,517,640	173,901,179	
(3,252,414)	(14,440,246)	(9,847,659)	(4,898,765)	(6,283,884)	(38,722,968)	4,591,930	19,637,910	328,833,241	348,471,153	
(1,750,190)	(5,456,668)	(1,874,107)	(1,636,972)	(809,224)	(11,527,161)	692,736	3,256,744	57,258,462	60,515,207	
(2,606,502)	(7,227,960)	(4,094,480)	(2,351,270)	(1,451,001)	(17,731,213)	456,503	1,068,931	104,478,443	105,547,374	
(9,522,961)	(20,280,297)	(6,391,692)	(11,308,702)	(7,674,968)	(55,178,620)	(1,103,643)	7,764,259	298,208,842	305,973,100	
(13,879,653)	(32,964,925)	(12,360,279)	(15,296,944)	(9,935,193)	(84,436,994)	45,596	12,089,934	459,945,747	472,035,680	
(17,132,067)	(47,405,171)	(22,207,938)	(20,195,709)	(16,219,077)	(123,159,962)	4,637,526	31,727,844	788,778,988	820,506,833	
(26,446,000)	(62,891,000)	(32,461,000)	(61,364,000)	(21,143,000)	(204,305,000)	(40,129,000)	40,939,000	1,738,393,000	1,779,332,000	
(43,578,067)	(110,296,171)	(54,668,938)	(81,559,709)	(37,362,077)	(327,464,962)	(35,491,474)	72,666,844	2,527,		

#	Rural Municipalities	Type	General Reserve	Machinery Replacement	Administrative	Protective Services	Transportation Services	Environmental Health Services
	Populations under 1,000							
1	Albert	RM	243,212	102,380	2,210	7,638	18,403	4,675
2	Archie	RM	130,205	225,267	-	-	125,623	-
3	Arthur	RM	97,907	53,753	-	-	141,795	-
4	Birtle	RM	1,419,144	245,442	25,470	112,183	-	29,508
5	Blanshard	RM	4,962	141,374	245,872	305	1,502	-
6	Brenda	RM	1,037,499	225,954	12,222	-	227	-
7	Cameron	RM	20,728	-	-	-	42,129	-
8	Clanwilliam	RM	45,492	293,650	-	51,893	15,980	-
9	Daly	RM	244,389	92,521	-	16,069	224,635	-
10	Edward	RM	374,831	89,855	-	47,672	-	-
11	Ellice	RM	90,824	147,634	-	29,923	127,823	-
12	Eriksdale	RM	160,524	84,723	261,744	70,164	3,587	-
13	Ethelbert	RM	12,331	1,325	-	-	20,434	-
14	Gilbert Plains	RM	877,282	65,432	1,968	-	-	-
15	Glenella	RM	1,073	5,473	5,397	10,352	-	-
16	Glenwood	RM	97,672	92,246	18,876	78,522	51,064	-
17	Grandview	RM	47,886	269,424	12,000	120,935	82,376	-
18	Hamiota	RM	292,317	179,446	-	789	6,924	-
19	Harrison	RM	24,601	403,539	-	182,720	61,640	8,130
20	Hillsburg	RM	50,912	-	-	-	-	-
21	Lakeview	RM	104,785	61,310	-	31,772	-	-
22	Langford	RM	80,877	142,222	33	35,612	132,631	-
23	Lansdowne	RM	116,593	256,868	-	10,000	-	-
24	Lawrence	RM	69,308	134,248	-	113,215	216	-
25	Louise	RM	82,965	735,033	-	-	563,129	-
26	McCreary	RM	23,741	63	29,722	39,903	12,256	5,811
27	Miniota	RM	459,533	278,761	-	348,376	83,664	168,200
28	Minitonas	RM	39,706	105,278	-	63,470	33,773	23,985
29	Minto	RM	206,139	109,507	47,650	-	71,355	-
30	Morton	RM	4,655	110,253	-	-	-	-
31	Mossey River	RM	-	14,795	-	11,689	205,953	-
32	Mystery Lake	LGD	495,992	-	-	-	-	1,390,062
33	Ochre River	RM	169,738	145,737	-	123,957	39,011	-
34	Odanah	RM	260,402	95,857	40,964	-	-	-
35	Park	RM	240,141	31,994	75,244	118,896	593,766	28,417
36	Riverside	RM	89,640	213,319	-	46,267	-	-
37	Roblin	RM	88,038	114,795	-	6,956	92,141	-
38	Rosburn	RM	114,110	139,774	10,856	38,860	106,996	-
39	Russell	RM	110,611	41,456	-	-	-	-
40	Saskatchewan	RM	236,370	155,042	72,410	-	469,627	-
41	Shellmouth-Boulton	RM	18,196	131,718	52,144	43,495	77,933	-
42	Sifton	RM	245,127	430,704	-	147,192	-	-
43	Silver Creek	RM	214,183	158,921	-	33,872	-	-
44	South Cypress	RM	-	1,158	-	-	4,961	-
45	Ste Rose	RM	51,495	95,727	755	22,981	80,209	3,050
46	Strathclair	RM	302,816	21,436	-	100,130	-	-
47	Strathcona	RM	204,662	101,887	10,374	89,494	41,405	49,398
48	Victoria Beach	RM	296,222	-	-	-	-	-
49	Whitewater	RM	212,497	67,892	-	-	-	-
50	Winchester	RM	406,759	225,940	-	637	32,654	-
51	Woodworth	RM	60,728	122,380	204	50,992	59,089	59,531
	Populations 1,000 - 5,000							
52	Alexander	RM	203,181	116,531	46,830	277,111	-	-
53	Alonsa	RM	25,319	43,683	-	50,446	-	21,284
54	Argyle	RM	243,143	202,650	69,439	-	-	34,881
55	Armstrong	RM	472,272	244,963	-	380,593	107,995	75,840
56	Bifrost	RM	-	-	-	29,380	-	-
57	Brokenhead	RM	240,352	418,835	62,163	226,141	450,258	176,053
58	Cartier	RM	89,765	486,315	-	3,046	72,550	24,335
59	Coldwell	RM	147,593	64,329	-	36,705	33,486	-
60	Cornwallis	RM	1,012,805	174,794	-	-	489,812	-
61	Dauphin	RM	147,506	519,203	183,096	266,667	503,888	-
62	De Salaberry	RM	269,716	141,662	114,541	147,198	4,200	-
63	Dufferin	RM	262,746	52,508	-	-	15,248	-
64	Elton	RM	487,773	214,286	-	-	132,586	-
65	Fisher	RM	131,384	66,680	20,363	83,781	46,211	58,559
66	Franklin	RM	62,643	146,831	-	73,672	29,111	-
67	Grahamdale	RM	351,522	-	-	99,532	-	-
68	Grey	RM	256,840	260,731	26,620	302,398	-	165,688
69	Headingley	RM	1,129,574	-	-	529,068	436,830	-
70	Kelsey	RM	-	-	-	-	-	-
71	Killarney-Turtle Mountain	M	547,030	359,734	-	188,761	309,565	-
72	Lac du Bonnet	RM	450,690	337,601	66,273	392,630	642,370	977,404
73	Lorne	RM	276,227	142,334	10,051	128,170	54,669	-
74	Montcalm	RM	460,551	42,180	123,770	294,026	36,477	-
75	Morris	RM	487,737	813,183	-	83,107	-	-
76	Mountain	RM	572,927	-	-	18,874	152,721	-
77	North Cypress	RM	321,306	405,772	69,507	173,437	135,527	50,445
78	North Norfolk	RM	1,151,892	310,025	180,598	146,115	9,437	-
79	Oakland	RM	-	124,317	113,178	-	-	-
80	Pembina	RM	54,920	80,859	-	36,181	867,550	104,912
81	Piney	RM	493,411	-	-	228,414	-	-
82	Pipestone	RM	6,813,965	472,620	968,329	-	1,830,475	-
83	Reynolds	RM	686,064	-	-	144,365	-	-
84	Rhineland	RM	986,532	829,772	-	259,744	-	-
85	Roland	RM	61,947	410,107	158,609	104,017	1,323	-
86	Rosedale	RM	780,772	133,809	38,842	-	259,701	-
87	Rosser	RM	1,173,291	133,907	28,893	404,983	-	-
88	Shell River	RM	60,935	62,461	-	210,446	113,926	-
89	Shoal Lake	RM	355,696	76,234	-	168,764	204,501	-
90	Siglunes	RM	255,040	161,677	107,148	-	39,267	-
91	South Norfolk	RM	130,289	-	257,102	28,697	352,927	-
92	St. Francois Xavier	RM	456,692	233,199	170,483	61	-	-
93	St. Laurent	RM	3,551	111	31,807	25,760	694	-
94	Ste. Anne	RM	799,411	74,050	-	-	-	176,228
95	Stuartburn	RM	488,455	-	-	165,819	2,255	-
96	Swan River	RM	310,481	226,319	263,758	67,273	235,624	16,938
97	Thompson	RM	39,152	60,593	75,928	106,919	115,287	67,807
98	Victoria	RM	241,475	414,595	126,836	99,042	74,174	-
99	Wallace	RM	756,281	249,112	861,740	-	-	-
100	West St. Paul	RM	1,240,603	84,985	110,000	230,315	17,749	-
101	Westbourne	RM	440,500	362,797	-	72,350	97,503	-
102	Whitehead	RM	29,120	276,587	80,000	163,959	-	-
103	Whitemouth	RM	-	200,126	-	197,181	384,921	-
104	Woodlands	RM	303,978	196,830	1,098,174	145,868	-	-
	Populations over 5,000							
105	East St. Paul	RM	357,487	331,315	1,816,171	148,147	1,627,487	34,949
106	Gimli	RM	1,634,999	419,640	477,805	435,794	274,633	-
107	Hanover	RM	2,038,142	-	278,692	400,850	534,447	293,945
108	La Broquerie	RM	101,645	162,279	48,532	142,519	-	-
109	Macdonald	RM	2,707,097	308,434	402,880	366,845	168,767	-
110	Portage la Prairie	RM	2,932,214	103,958	134,147	-	-	-
111	Ritchot	RM	2,179,207	81,850	-	195,140	249,455	159,655
112	Rockwood	RM	3,242,041	410,362	82,676	626,005	210,748	92,123
113	Springfield	RM	901,750	87,145	291,210	-	38,117	-
114	St. Andrews	RM	108,763	193,381	94,636	257,247	414,685	88,134
115	St. Clements	RM	-	-	29,126	610,292	377,072	263,120
116	Stanley	RM	954,712	768,474	-	-	-	-
117	Tache	RM	159,993	179,533	343,710	-	46,709	772,419
	Total Rural Municipalities		54,362,925	20,098,530	10,046,068	12,180,786	15,781,140	4,653,067

ANALYSIS OF FUNDED RESERVES AS AT DECEMBER 31, 2014

Public Health & Welfare Services	Regional Planning & Development	Resource Conservation & Industrial Development	Recreation & Cultural Services	Utility	Federal Gas Tax	Other	Total	#
-	-	16,788	19,599	-	20	5,263	420,188	1
-	-	17,571	-	-	99,874	-	598,540	2
128,058	-	-	192,960	-	381	935,784	1,550,638	3
-	-	-	35,664	8,687	180,894	-	2,056,992	4
74,122	-	-	-	40,960	62,557	1,684	573,338	5
-	-	111,923	-	95,771	30,186	-	1,513,782	6
-	-	57,005	429	-	82,018	-	202,309	7
-	-	3,556	-	-	87,135	4,975	502,681	8
27,206	-	-	12,932	14,835	37,456	-	670,043	9
-	-	79,098	-	151,863	-	150,000	893,319	10
-	-	-	-	-	93,486	-	489,690	11
116,168	-	32,505	-	35,992	194,046	-	959,453	12
-	-	-	-	-	121,643	447,713	603,446	13
-	-	-	37,283	-	55,857	86,530	1,124,352	14
-	-	-	-	14,940	41,191	4,103	82,529	15
-	-	82,055	-	-	194,676	-	615,111	16
141,509	-	-	72,264	373,584	76,866	44,909	1,241,753	17
-	-	-	-	-	5,972	-	485,448	18
40,835	-	276,352	-	59,202	268,093	99,583	1,424,695	19
-	-	-	-	-	46,851	-	97,763	20
45,814	-	16,400	50,236	23,006	23,495	-	311,004	21
-	-	-	-	192,708	190,082	-	819,979	22
-	-	99,322	29,968	-	68,748	-	581,499	23
303	-	35,387	20	-	11,997	-	364,694	24
-	-	-	-	-	80,177	28,044	1,489,348	25
52,799	-	-	26,489	-	61,043	-	251,827	26
28,929	-	-	61,772	17,035	7,922	76,173	1,530,365	27
732	-	-	-	-	245,601	-	512,545	28
66,827	-	13,930	51,320	-	171,891	-	738,619	29
-	-	-	-	-	70,390	-	185,298	30
336	-	100,326	-	-	276,918	-	610,017	31
-	-	-	-	-	-	-	1,886,054	32
-	-	40,579	-	-	125,185	-	644,207	33
80,326	-	-	61,788	215,490	14,341	8,382	777,550	34
5,562	-	58,608	2,459	598,687	194,634	-	1,948,408	35
-	-	-	-	17,413	219,857	1,697	588,193	36
-	-	-	-	-	250,092	44,976	596,998	37
21,145	-	-	55,604	-	99,556	-	586,901	38
-	-	-	-	-	119,460	34,899	306,426	39
-	-	-	-	-	156,003	-	1,089,452	40
-	-	14,716	-	16,654	41	-	354,897	41
-	-	-	9,925	-	344,918	4,238	1,182,104	42
-	-	-	-	16,425	50,991	-	474,392	43
3,714	-	-	22,952	-	54,060	-	86,845	44
-	-	1,433	86,233	14,666	63,575	5,094	425,218	45
-	-	-	-	110,339	128,717	21,461	684,899	46
-	-	-	340,507	47,213	136,561	-	1,021,501	47
-	-	107,018	2,674	140,164	32,332	-	578,410	48
-	-	-	-	12,381	106,614	-	399,384	49
2,191	-	84,395	79,073	2,461	144,537	-	978,647	50
-	-	-	-	33,713	-	-	386,637	51
-	-	519,831	-	58,865	186,050	-	1,408,399	52
-	-	11,521	-	-	156,482	6,578	315,313	53
-	-	-	-	116,424	166,179	-	832,716	54
-	-	467,565	-	-	231,321	6,000	1,986,551	55
-	-	100,971	23,000	-	435,735	-	589,086	56
-	-	189,195	44,634	285,984	899,473	-	2,993,088	57
-	-	42,122	74,166	197,375	775,257	-	1,764,931	58
75,715	-	7,358	-	119,116	253,694	56,806	794,802	59
-	-	58,387	-	-	564,647	-	2,300,445	60
-	-	410,803	171,638	-	488,647	-	2,691,448	61
-	-	-	48,297	144,564	438,609	78,372	1,387,159	62
8,022	-	34,103	54,279	396,539	72,501	27,168	923,114	63
-	-	-	39,078	333,022	5	-	1,206,750	64
-	-	-	-	18,189	168,259	-	593,426	65
-	-	-	-	57,397	15,722	4,766	390,142	66
-	-	265,331	897,278	-	305,099	-	1,918,762	67
-	-	-	-	136,816	209,696	412,619	1,771,408	68
-	-	1,443,600	505,768	811,292	457,126	-	5,313,258	69
-	-	-	-	-	-	-	-	70
-	-	180,922	-	589,120	332,124	8,276	2,515,532	71
1,016,629	-	178,138	64,564	-	395,208	40,036	4,561,543	72
10,120	-	-	-	-	477,441	9,124	1,108,136	73
124,305	-	9,595	-	241,476	152,271	-	1,484,651	74
-	-	71,117	-	43,160	625,265	-	2,123,569	75
-	-	186,730	-	76,475	152,117	209,080	1,368,924	76
96,460	-	23,464	378,944	-	415,043	795	2,070,700	77
-	-	26,726	184,502	39,027	997,120	232,338	3,277,780	78
-	-	-	-	-	56,582	-	294,077	79
-	-	-	8,225	16,079	-	152,906	1,159,914	80
-	-	-	-	-	658,512	-	1,380,337	81
-	-	35,190	-	1,494,048	78,684	-	11,693,311	82
-	-	59,707	-	-	-	-	890,136	83
-	-	-	-	308,791	164,713	-	2,549,552	84
-	-	-	7,530	105,921	-	-	849,454	85
-	-	-	15,842	-	454,814	-	1,683,780	86
-	-	1,495,359	149,247	8,035	302,493	-	3,696,208	87
-	-	-	36,848	-	191,780	10,236	686,632	88
30,467	-	180,398	60,000	28,956	229,198	-	1,334,214	89
4,421	-	50,000	-	91,818	395,140	64,379	1,168,890	90
4,091	-	142,098	-	4,779	218,998	-	1,138,981	91
-	-	125,214	64,117	316,790	124,516	-	1,491,072	92
-	-	9,688	-	-	70,915	-	142,506	93
-	-	2,597	-	-	559,249	25,796	1,637,331	94
-	-	117,901	-	39,417	249,599	-	1,063,446	95
2,578	-	-	870	16,705	23,898	-	1,164,444	96
6,005	-	-	-	47,387	342,510	128,487	990,075	97
6,391	-	-	4,260	257,253	458,667	105,868	1,788,561	98
-	-	59,568	-	201,954	-	-	2,128,655	99
-	-	901,263	149,359	1,285,174	1,204,911	220,066	5,444,425	100
-	-	199	-	613,365	48,392	621	1,635,727	101
-	-	-	-	414,217	218,037	-	1,181,920	102
38,588	-	-	45,566	215,595	194,335	-	1,276,312	103
-	-	466,854	59,087	262,123	486,303	-	3,019,217	104
-	-	832,879	1,867,875	3,347,498	1,194,545	12,625	11,570,978	105
-	-	1,624,507	1,301,090	386,853	1,286,809	176	7,842,306	106
-	-	149,287	480,825	1,998,594	1,767,710	204,180	8,146,672	107
-	-	993,810	210,544	-	254,957	333,717	2,248,003	108
-	-	2,230,128	378,950	4,119,382	307,351	3,134	10,992,968	109
-	-	209,207	-	60,820	319,028	105,239	3,864,613	110
-	-	380,840	93,034	1,435,316	437,695	-	5,212,192	111
-	-	1,251,797	366,306	479,767	-	1,605,300	8,367,125	112
-	-	4,151,487	1,158,013	336,534	185,359	-	7,149,615	113
-	-	1,023,684	464,648	311,621	1,831,920	-	4,788,719	114
-	-	172,903	48,818	245,702	25,825	1,401	1,774,259	115
-	-	486,793	-	639,318	613,196	-	3,462,493	116
-	-	2,367,984	1,992,938	743,592	2,200,609	660,858	9,468,345	117
2,260,368	0	22,448,862	10,890,275	25,008,842	29,456,672	6,071,597	222,567,486	

#	Urban Municipalities	Type	General Reserve	Machinery Replacement	Administrative	Protective Services	Transportation Services	Environmental Health Services
	Populations under 1,000							
118	Benito	V	119,435	53,399	-	-	-	-
119	Binscarth	V	56,123	13,451	27,341	-	29,131	-
120	Birtle	T	192,541	43,930	1,322	126,935	11,519	28,085
121	Bowsman	V	11,577	23,997	-	6,310	25,798	-
122	Cartwright	V	43,573	-	-	18,448	-	-
123	Churchill	T	572,554	357,023	-	58,376	-	-
124	Crystal City	V	30,918	53,288	-	-	-	-
125	Deloraine	T	248,706	47,786	2,728	75,113	17,573	-
126	Dunnottar	V	34,969	34,823	40,322	13,031	-	91,412
127	Elkhorn	V	-	-	-	-	-	-
128	Emerson	T	27,475	67,316	25,507	30,809	113,924	57,049
129	Erickson	T	22,566	81,129	-	49,092	89,767	-
130	Ethelbert	V	-	-	3,337	-	-	-
131	Gilbert Plains	T	177,783	10,286	86,530	115,948	-	-
132	Gladstone	T	270,034	33,638	-	32,446	-	-
133	Glenboro	V	-	24,254	-	-	-	-
134	Grand Rapids	T	-	3,444	8,409	1,411	-	-
135	Grandview	T	228,266	204,164	8,153	26,368	54,631	-
136	Gretna	T	39,031	-	-	47,419	-	-
137	Hamiota	T	211,691	125,907	-	2,422	12,238	-
138	Hartney	T	64,157	5,262	-	-	-	-
139	Leaf Rapids	T	191,404	-	-	-	-	-
140	Lynn Lake	T	390,747	240,352	-	241,690	438	11,312
141	MacGregor	T	316,498	40,663	21,171	67,571	-	-
142	Manitou	T	170,324	41,340	36,303	58,310	19,683	-
143	McCreary	V	70,549	46,190	12,052	7,971	35,249	7,479
144	Minitonas	T	389	9,541	22,785	18,518	-	-
145	Notre-Dame-de-Lourdes	V	70,429	-	-	1,000	-	-
146	Oak Lake	T	142,260	-	-	-	-	-
147	Pilot Mound	T	522,763	100,493	660	-	57,346	-
148	Plum Coulee	T	-	62,649	81,187	51,567	618	-
149	Rapid City	T	258,543	14,651	-	164,757	-	84,663
150	Riverton	V	22,858	-	-	57,257	-	-
151	Rosburn	T	111,598	10,331	-	5,017	20	-
152	Snow Lake	T	226,469	106,912	90,607	71,195	164,394	-
153	Somerset	V	34,073	991	-	9,212	-	-
154	St. Claude	V	32,784	77,873	-	78,489	62,676	-
155	St. Lazare	V	30,035	7,466	-	-	-	-
156	Treherne	T	170,825	-	1,689	56,189	17,512	-
157	Waskada	V	30,152	2,815	-	74,867	-	-
158	Wawanesa	V	-	-	-	10,823	-	-
159	Winnipegosis	V	100,821	33,782	-	111,779	18,736	-
	Populations 1,000 - 5,000							
160	Altona	T	746,859	331,057	288,200	-	-	225,820
161	Arborg	T	201,338	40,810	155	29,728	186,234	-
162	Beausejour	T	371,113	82,756	-	203,893	240,018	-
163	Boissevain	T	13,834	18,990	-	122,485	-	-
164	Carberry	T	172,393	-	-	85,642	-	-
165	Carman	T	448,183	193,575	-	94,898	-	-
166	Gillam	T	-	-	140,206	-	-	-
167	Lac du Bonnet	T	326,835	74,880	-	25,272	7,418	-
168	Melita	T	586,743	83,890	-	-	-	-
169	Minnedosa	T	442,801	188,936	-	402,687	-	-
170	Morris	T	813,627	17,282	-	73,190	-	-
171	Neepawa	T	766,872	260,466	882,244	519,532	710,140	113,950
172	Niverville	T	1,471,306	62,211	11,429	12,531	138,816	-
173	Pinawa	LGD	-	-	-	-	-	-
174	Powerview-Pine Falls	T	-	-	-	-	-	-
175	Rivers	T	105,928	21,740	63,949	155,775	68,020	-
176	Roblin	T	480,410	153,497	-	217,826	131,005	-
177	Russell	T	-	-	-	-	206,074	-
178	Souris	T	252,781	206,832	-	140,911	76,201	-
179	St. Pierre-Jolys	V	135,178	55,000	10,046	31,548	33,589	21,516
180	Ste. Anne	T	45,068	190,437	-	223,276	261,509	-
181	Ste. Rose du Lac	T	694	41,469	37,598	12,867	39,775	-
182	Stonewall	T	389,883	109,720	274,674	267,681	-	-
183	Swan River	T	203,964	331,308	179,277	25,539	191,148	18,172
184	Teulon	T	23,778	18,826	2,873	190,740	-	9,050
185	Virden	T	417,633	847,691	-	-	-	156,288
186	Winnipeg Beach	T	211,996	142,066	-	65,855	110,555	96,697
	Populations over 5,000							
187	Brandon	C	1,132,525	3,797,726	3,769,453	13,024,489	5,739,688	704,736
188	Dauphin	C	2,955,919	422,430	-	597,352	-	229,785
189	Flin Flon	C	1,981,017	7,679	-	-	57,120	-
190	Morden	C	4,355,641	712,454	-	-	-	-
191	Portage la Prairie	C	5,284,746	104,200	566,055	280,167	101,887	481,273
192	Selkirk	C	2,501,705	497,628	361,193	906,445	498,980	-
193	Steinbach	C	914,095	602,968	-	-	75,137	624,856
194	The Pas	T	11,390	141,743	19,889	173,625	798,051	214,162
195	Thompson	C	1,954,677	110,779	188,993	77,907	351,429	-
196	Winkler	C	3,742,560	411,473	-	-	-	-
	Total Urban Municipalities		38,708,412	12,261,665	7,266,337	19,652,201	10,754,047	3,176,305
197	Winnipeg	C	81,785,000	-	7,375,000	-	26,717,000	23,025,000

Summary

Rural Municipalities:								
Populations under 1,000			10,279,820	6,963,513	926,115	2,206,931	3,624,911	1,770,767
Populations 1,000 - 5,000			26,765,055	10,268,179	5,464,078	6,791,016	8,260,818	1,950,374
Populations over 5,000			17,318,050	3,046,371	3,999,585	3,182,839	3,942,120	1,704,345
Total Rural Municipalities			54,362,925	20,278,063	10,389,778	12,180,786	15,827,849	5,425,486
Urban Municipalities:								
Populations under 1,000			5,244,920	1,979,146	470,103	1,690,340	731,253	280,000
Populations 1,000 - 5,000			8,629,217	3,473,439	1,890,651	2,901,876	2,400,502	641,493
Populations over 5,000			24,834,275	6,809,080	4,905,583	15,059,985	7,622,292	2,254,812
Total Urban Municipalities			38,708,412	12,261,665	7,266,337	19,652,201	10,754,047	3,176,305
Sub-total			93,071,337	32,539,728	17,656,115	31,832,987	26,581,896	8,601,791
City of Winnipeg			81,785,000	-	7,375,000	-	26,717,000	23,025,000
Total			174,856,337	32,539,728	25,031,115	31,832,987	53,298,896	31,626,791

Public Health & Welfare Services	Regional Planning & Development	Resource Conservation & Industrial Development	Recreation & Cultural Services	Utility	Federal Gas Tax	Other	Total	#
-	-	-	-	119,617	66,721	-	359,172	118
-	-	-	-	20,709	37,182	-	183,937	119
-	-	-	28,036	211,459	117,073	-	760,900	120
-	-	-	-	17,505	78,247	-	163,434	121
-	-	-	-	13,261	1,254	-	76,536	122
-	-	-	-	4,964,309	10,688	-	5,962,950	123
5,858	-	-	4,490	46,316	26,100	-	166,970	124
-	-	-	32,926	355,341	167,978	-	948,151	125
-	-	5,179	31,244	-	-	-	250,980	126
-	-	-	-	-	-	-	-	127
-	-	4,031	204,330	104,123	111,475	-	746,039	128
-	-	3,724	-	25,493	86,425	-	358,196	129
-	-	-	-	20,847	26,997	-	51,181	130
-	-	-	-	161,791	88,871	1,968	643,177	131
-	-	16,977	164,429	42,184	122,084	-	681,792	132
-	-	-	-	-	4,462	224	28,940	133
-	-	-	-	-	27,990	-	41,254	134
26,366	-	-	65,009	40,284	109,393	-	762,634	135
-	-	-	2,450	35,660	71,677	-	196,237	136
-	-	-	-	179,959	132,549	-	664,766	137
-	-	-	145,438	42,289	-	-	257,146	138
-	-	-	-	-	335,694	80	527,178	139
-	-	19,824	-	209,864	98,816	-	1,213,043	140
-	-	208,808	45,285	198,164	158,989	-	1,057,149	141
-	-	-	102,413	15,591	190,901	-	634,865	142
90,825	-	12,176	299	177,691	88,049	-	548,530	143
-	-	-	7,605	7,741	31,299	-	97,878	144
-	-	-	14,000	6,515	130,426	-	222,370	145
-	-	-	-	75,258	160,010	-	384,882	146
12,804	-	-	-	98,869	66,742	-	859,677	147
2,368	-	16,419	3	20,457	22,345	17	257,630	148
-	-	94,130	-	37,487	128,459	-	782,690	149
-	-	88,272	-	31,999	72,949	-	273,335	150
36,391	-	-	12,198	68,053	202	2,985	246,795	151
-	-	-	25,035	31,833	189,506	-	905,951	152
27,870	-	-	-	20,242	47,258	-	139,646	153
-	-	62,053	-	109,594	64,483	-	487,952	154
-	-	-	-	16,521	78,674	-	132,696	155
16	-	77,139	22,639	27,391	261	-	373,661	156
-	-	-	742,582	3,404	54,628	-	908,448	157
-	-	-	-	91,707	127,725	-	230,255	158
20,564	-	6,396	43,381	47,372	159,229	15,000	557,060	159
-	-	-	-	-	-	-	-	160
77,820	-	10,000	943	1,017,918	-	-	2,698,617	160
-	-	24	-	260,867	19,570	-	738,726	161
-	-	-	424,699	769,408	756,340	-	2,848,227	162
-	-	-	-	2	334,978	-	490,289	163
75,124	-	-	134,834	245,622	244,166	-	957,781	164
22,698	-	27,876	186,248	98,649	71,797	-	1,143,924	165
32,842	-	58,879	75,032	-	449,506	-	756,465	166
330,012	-	120,617	167,124	438,875	113,165	-	1,604,198	167
-	-	-	54,473	124,980	313,176	-	1,163,262	168
-	-	-	1,269,944	331,022	390,562	-	3,025,952	169
226,686	-	754	1,491	214,353	108,734	-	1,456,117	170
53,944	-	514,795	132,343	1,598,876	421,381	-	5,974,543	171
-	-	350,848	571,421	533,413	609,890	31,496	3,793,361	172
-	-	-	-	-	-	-	-	173
-	-	-	-	-	-	-	-	174
24,208	-	-	41,653	539,760	91,436	-	1,112,469	175
-	-	-	136,916	83,641	372,472	-	1,575,767	176
-	-	-	-	105,336	139,837	-	451,247	177
-	-	-	291,059	382,591	339,367	-	1,689,742	178
1,966	-	-	3,560	25,631	106,301	386	424,721	179
-	-	-	99,998	340,720	361,708	126,139	1,648,855	180
-	-	1,743	24,796	539,395	176	-	698,513	181
30,000	-	220,807	432,176	30,186	497	1,734	1,757,358	182
-	-	-	653	410,612	263,289	-	1,623,962	183
-	-	22,251	111,474	181,990	115,070	-	676,052	184
-	-	-	1,735,086	287,351	657,112	-	4,101,161	185
-	-	118,183	7,913	169,960	217,891	-	1,141,116	186
712,332	3,991,248	-	3,948,031	45,897,998	5,838,262	1,442,877	89,999,365	187
-	-	-	812,042	420,715	749,317	74,254	6,261,814	188
-	-	-	-	27,604	130,785	-	2,204,205	189
137,908	-	1,255,403	70,931	2,372,553	1,509,795	-	10,414,685	190
1,951	1,176,671	111,830	102,368	13,333,452	1,250,312	-	22,794,912	191
638,487	-	74,407	427,206	3,236,044	566,569	1,133,083	10,841,747	192
402,731	-	-	1,130,231	1,412,740	784,324	8,799,454	14,746,536	193
19,200	-	317,036	210,106	1,072,250	-	-	2,977,452	194
-	138,919	50,000	-	-	411,627	-	3,284,331	195
-	-	-	957,239	2,951,588	852,927	-	8,915,787	196
3,010,971	5,306,838	3,870,581	15,263,136	87,153,002	22,086,150	11,629,697	240,139,342	
-	9,012,000	86,742,000	559,000	18,890,000	128,000	47,432,000	301,665,000	197

836,576	-	1,248,967	1,252,151	2,254,189	5,128,940	2,005,508	38,498,388	
1,423,792	-	7,692,573	3,268,021	9,393,248	16,103,337	1,800,317	99,180,810	
-	-	15,875,306	8,363,041	14,104,997	10,425,004	2,926,630	84,888,288	
2,260,368	-	24,816,846	12,883,213	25,752,434	31,657,281	6,732,455	222,567,486	
223,062	-	615,128	1,701,146	7,696,900	3,493,811	20,274	24,146,083	
875,300	-	1,446,777	5,903,836	8,731,158	6,498,421	159,755	43,552,425	
1,912,609	5,306,838	1,808,676	7,658,154	70,724,944	12,093,918	11,449,668	172,440,834	
3,010,971	5,306,838	3,870,581	15,263,136	87,153,002	22,086,150	11,629,697	240,139,342	
5,271,339	5,306,838	28,687,427	28,146,349	112,905,436	53,743,431	18,362,152	462,706,828	
-	9,012,000	86,742,000	559,000	18,890,000	128,000	47,432,000	301,665,000	
5,271,339	14,318,838	115,429,427	28,705,349	131,795,436	53,871,431	65,794,152	764,371,828	

#	Rural Municipalities	Type	Assets					Liabilities and Fund Balance		
			Cash & Temporary Investments	Portfolio Investments	Due from Municipality	Other	Total Assets	Due to Municipality	Fund Balance	Total Liabilities & Fund Balance
	Populations under 1,000									
1	Albert	RM	-	-	-	-	-	-	-	-
2	Archie	RM	-	-	-	-	-	-	-	-
3	Arthur	RM	52,330	-	-	-	52,330	(27)	(52,303)	(52,330)
4	Birtle	RM	23,139	-	-	-	23,139	-	(23,139)	(23,139)
5	Blanshard	RM	69,782	-	-	-	69,782	-	(69,782)	(69,782)
6	Brenda	RM	-	-	-	-	-	-	-	-
7	Cameron	RM	5,668	-	1,389	-	7,057	-	(7,057)	(7,057)
8	Clanwilliam	RM	16,370	307	-	-	16,677	-	(16,677)	(16,677)
9	Daly	RM	-	-	-	-	-	-	-	-
10	Edward	RM	51,566	45,901	-	-	97,467	-	(97,467)	(97,467)
11	Elice	RM	215	-	-	1,250	1,465	-	(1,465)	(1,465)
12	Eriksdale	RM	50,505	-	-	-	50,505	-	(50,505)	(50,505)
13	Ethelbert	RM	2,701	-	-	-	2,701	-	(2,701)	(2,701)
14	Gilbert Plains	RM	-	-	-	-	-	-	-	-
15	Glenella	RM	-	-	-	-	-	-	-	-
16	Glenwood	RM	221,755	-	-	-	221,755	-	(221,755)	(221,755)
17	Grandview	RM	1,053	-	-	-	1,053	-	(1,053)	(1,053)
18	Hamiota	RM	90,756	92,991	186,014	-	369,761	(5,592)	(364,169)	(369,761)
19	Harrison	RM	31,460	-	-	-	31,460	-	(31,460)	(31,460)
20	Hillsburg	RM	-	-	-	-	-	-	-	-
21	Lakeview	RM	-	-	-	-	-	-	-	-
22	Langford	RM	-	-	-	-	-	-	-	-
23	Lansdowne	RM	-	-	-	-	-	-	-	-
24	Lawrence	RM	-	-	-	-	-	-	-	-
25	Louise	RM	-	-	-	-	-	-	-	-
26	McCreary	RM	-	-	-	-	-	-	-	-
27	Miniotia	RM	80,621	-	-	-	80,621	(1,001)	(79,620)	(80,621)
28	Minitonas	RM	-	-	-	-	-	-	-	-
29	Minto	RM	-	-	-	-	-	-	-	-
30	Morton	RM	-	-	-	-	-	-	-	-
31	Mossey River	RM	-	-	-	-	-	-	-	-
32	Mystery Lake	LGD	-	-	-	-	-	-	-	-
33	Ochre River	RM	-	-	-	-	-	-	-	-
34	Odanah	RM	20,139	-	-	-	20,139	-	(20,139)	(20,139)
35	Park	RM	-	-	-	-	-	-	-	-
36	Riverside	RM	104,390	-	3,515	-	107,905	(3,170)	(104,735)	(107,905)
37	Roblin	RM	-	-	-	-	-	-	-	-
38	Rosburn	RM	51,173	-	-	29,391	80,564	-	(80,564)	(80,564)
39	Russell	RM	4,363	-	-	-	4,363	-	(4,363)	(4,363)
40	Saskatchewan	RM	133,305	500	-	-	133,805	(8,924)	(124,881)	(133,805)
41	Shellmouth-Boulton	RM	806	1,179	-	-	1,985	-	(1,985)	(1,985)
42	Sifton	RM	-	-	-	-	-	-	-	-
43	Silver Creek	RM	-	-	-	-	-	-	-	-
44	South Cypress	RM	-	-	-	-	-	-	-	-
45	Ste Rose	RM	1,414	-	-	-	1,414	-	(1,414)	(1,414)
46	Strathclair	RM	-	65,888	-	415	66,303	-	(66,303)	(66,303)
47	Strathcona	RM	46,000	-	-	-	46,000	(1,740)	(44,260)	(46,000)
48	Victoria Beach	RM	11,252	-	181	-	11,433	-	(11,433)	(11,433)
49	Whitewater	RM	161,673	-	-	-	161,673	-	(161,673)	(161,673)
50	Winchester	RM	2,307	-	-	-	2,307	-	(2,307)	(2,307)
51	Woodworth	RM	84,622	-	-	-	84,622	-	(84,622)	(84,622)
	Populations 1,000 - 5,000									
52	Alexander	RM	-	-	-	-	-	-	-	-
53	Alonsa	RM	-	-	-	-	-	-	-	-
54	Argyle	RM	105,016	-	-	-	105,016	-	(105,016)	(105,016)
55	Armstrong	RM	16,923	-	-	833	17,756	-	(17,756)	(17,756)
56	Bifrost	RM	-	-	-	-	-	-	-	-
57	Brokenhead	RM	13,317	-	-	-	13,317	(13,317)	-	(13,317)
58	Cartier	RM	-	-	-	-	-	-	-	-
59	Coldwell	RM	16,221	-	2,345	-	18,566	-	(18,566)	(18,566)
60	Cornwallis	RM	22,430	-	-	-	22,430	-	(22,430)	(22,430)
61	Dauphin	RM	-	-	-	-	-	-	-	-
62	De Salaberry	RM	67,804	-	-	-	67,804	-	(67,804)	(67,804)
63	Dufferin	RM	-	-	-	-	-	-	-	-
64	Elton	RM	36,591	-	-	-	36,591	(42)	(36,549)	(36,591)
65	Fisher	RM	-	-	-	-	-	-	-	-
66	Franklin	RM	-	-	-	-	-	-	-	-
67	Grahamdale	RM	-	-	-	-	-	-	-	-
68	Grey	RM	-	-	-	-	-	-	-	-
69	Headingley	RM	-	-	-	-	-	-	-	-
70	Kelsey	RM	-	-	-	-	-	-	-	-
71	Killarney-Turtle Mountain	M	57,831	-	100	-	57,931	-	(57,931)	(57,931)
72	Lac du Bonnet	RM	4,810	-	-	-	4,810	-	(4,810)	(4,810)
73	Lorne	RM	57,365	-	-	-	57,365	-	(57,365)	(57,365)
74	Montcalm	RM	-	-	-	-	-	-	-	-
75	Morris	RM	-	-	-	-	-	-	-	-
76	Mountain	RM	-	-	-	-	-	-	-	-
77	North Cypress	RM	18,800	-	-	-	18,800	-	(18,800)	(18,800)
78	North Norfolk	RM	36,265	-	-	-	36,265	-	(36,265)	(36,265)
79	Oakland	RM	14,388	-	-	-	14,388	-	(14,388)	(14,388)
80	Pembina	RM	-	-	-	-	-	-	-	-
81	Piney	RM	-	-	-	-	-	-	-	-
82	Pipestone	RM	114,637	209,137	100	-	323,874	(9,355)	(314,519)	(323,874)
83	Reynolds	RM	-	-	-	-	-	-	-	-
84	Rhineland	RM	156,392	-	-	-	156,392	-	(156,392)	(156,392)
85	Roland	RM	-	-	-	1,372	1,372	-	(1,372)	(1,372)
86	Rosedale	RM	13,249	-	-	-	13,249	-	(13,249)	(13,249)
87	Rosser	RM	43,076	-	-	2,049	45,125	-	(45,125)	(45,125)
88	Shell River	RM	2,650	-	-	-	2,650	-	(2,650)	(2,650)
89	Shoal Lake	RM	134,104	-	-	-	134,104	(3,918)	(130,186)	(134,104)
90	Siglunes	RM	-	-	-	-	-	-	-	-
91	South Norfolk	RM	57,046	-	-	-	57,046	(2,525)	(54,521)	(57,046)
92	St. Francois Xavier	RM	-	-	-	-	-	-	-	-
93	St. Laurent	RM	-	-	-	-	-	-	-	-
94	Ste. Anne	RM	-	-	-	-	-	-	-	-
95	Stuartburn	RM	-	-	-	-	-	-	-	-
96	Swan River	RM	-	-	-	-	-	-	-	-
97	Thompson	RM	125,000	-	-	-	125,000	-	(125,000)	(125,000)
98	Victoria	RM	-	66,805	-	-	66,805	-	(66,805)	(66,805)
99	Wallace	RM	-	-	-	-	-	-	-	-
100	West St. Paul	RM	-	-	-	-	-	-	-	-
101	Westbourne	RM	-	-	-	-	-	-	-	-
102	Whitehead	RM	12,037	-	5,680	-	17,717	-	(17,717)	(17,717)
103	Whitemouth	RM	-	-	56,192	-	56,192	-	(56,192)	(56,192)
104	Woodlands	RM	56,334	-	-	-	56,334	-	(56,334)	(56,334)
	Populations over 5,000									
105	East St. Paul	RM	-	-	-	-	-	-	-	-
106	Gimli	RM	162,549	-	-	(53,027)	109,522	-	(109,522)	(109,522)
107	Hanover	RM	-	-	-	-	-	-	-	-
108	La Broquerie	RM	-	-	-	-	-	-	-	-
109	Macdonald	RM	91,964	-	-	-	91,964	(200)	(91,764)	(91,964)
110	Portage la Prairie	RM	-	-	-	-	-	-	-	-
111	Ritchot	RM	159,776	-	-	47,250	207,026	-	(207,026)	(207,026)
112	Rockwood	RM	98,104	-	-	-	98,104	-	(98,104)	(98,104)
113	Springfield	RM	261,101	-	-	165,995	427,096	-	(427,096)	(427,096)
114	St. Andrews	RM	-	-	-	-	-	-	-	-
115	St. Clements	RM	-	-	-	-	-	-	-	-
116	Stanley	RM	-	-	12,227	-	12,227	-	(12,227)	(12,227)
117	Tache	RM	68,942	-	-	-	68,942	-	(68,942)	(68,942)
	Total Rural Municipalities		3,344,087	482,708	267,743	195,528	4,290,066	(49,811)	(4,240,255)	(4,290,066)

Revenue			Expenditures			Excess Revenue over Expenditures	Fund Balance, Beginning of Year	Fund Balance, End of Year	#
Contributions & Donations	Investment Income	Total Revenue	Distribution to Beneficiaries	Other	Total Expenditures				
-	-	-	-	-	-	-	-	-	1
-	471	471	-	-	-	471	51,832	52,303	2
4,370	267	4,637	(4,656)	-	(4,656)	(19)	23,158	23,139	3
3,250	720	3,970	(712)	-	(712)	3,258	66,524	69,782	4
-	-	-	-	-	-	-	-	-	5
400	84	484	-	(1,204)	(1,204)	(720)	7,777	7,057	6
-	122	122	-	-	-	122	16,555	16,677	7
-	-	-	-	-	-	-	-	-	8
-	370	370	-	(393)	(393)	(23)	97,490	97,467	9
800	-	800	-	-	-	800	1,382	2,182	10
40,000	155	40,155	-	-	-	40,155	10,350	50,505	11
3,182	4	3,186	-	(2,125)	(2,125)	1,061	1,640	2,701	12
-	-	-	-	-	-	-	-	-	13
2,400	3,264	5,664	-	-	-	5,664	216,091	221,755	14
-	6	6	-	-	-	6	1,047	1,053	15
5,150	5,823	10,973	-	(9,192)	(9,192)	1,781	362,388	364,169	16
9,139	389	9,528	-	(5,880)	(5,880)	3,648	27,812	31,460	17
-	-	-	-	-	-	-	-	-	18
-	-	-	-	-	-	-	-	-	19
-	-	-	-	-	-	-	-	-	20
-	-	-	-	-	-	-	-	-	21
-	-	-	-	-	-	-	-	-	22
-	-	-	-	-	-	-	-	-	23
-	-	-	-	-	-	-	-	-	24
-	1,001	1,001	-	(1,001)	(1,001)	-	79,620	79,620	25
-	-	-	-	-	-	-	-	-	26
-	-	-	-	-	-	-	-	-	27
-	-	-	-	-	-	-	-	-	28
-	-	-	-	-	-	-	-	-	29
-	-	-	-	-	-	-	-	-	30
-	-	-	-	-	-	-	-	-	31
-	-	-	-	-	-	-	-	-	32
-	349	349	-	-	-	349	19,790	20,139	33
-	-	-	-	-	-	-	-	-	34
2,150	454	2,604	-	(2,391)	(2,391)	213	104,522	104,735	35
-	-	-	-	-	-	-	-	-	36
29,419	809	30,228	-	-	-	30,228	50,336	80,564	37
-	44	44	-	-	-	44	4,319	4,363	38
-	2,468	2,468	-	(5,706)	(5,706)	(3,238)	128,119	124,881	39
-	11	11	-	-	-	11	1,974	1,985	40
-	-	-	-	-	-	-	-	-	41
-	-	-	-	-	-	-	-	-	42
-	-	-	-	-	-	-	-	-	43
-	-	-	-	-	-	-	-	-	44
-	23	23	-	-	-	23	1,391	1,414	45
3,865	106	3,971	-	-	-	3,971	62,332	66,303	46
7,486	1,757	9,243	-	(5,777)	(5,777)	3,466	40,794	44,260	47
1,445	181	1,626	-	-	-	1,626	9,807	11,433	48
5,898	4,873	10,771	-	(5,967)	(5,967)	4,804	156,869	161,673	49
-	25	25	-	-	-	25	2,282	2,307	50
600	892	1,492	-	(2,743)	(2,743)	(1,251)	85,873	84,622	51
-	-	-	-	-	-	-	-	-	52
-	223	223	(37,911)	-	(37,911)	(37,688)	37,688	-	53
7,683	2,145	9,828	(15,000)	-	(15,000)	(5,172)	110,188	105,016	54
4,133	234	4,367	(1,939)	-	(1,939)	2,428	15,328	17,756	55
-	-	-	-	-	-	-	-	-	56
216	-	216	-	-	-	216	13,101	13,317	57
-	-	-	-	-	-	-	-	-	58
1,496	305	1,801	-	-	-	1,801	16,765	18,566	59
-	426	426	-	-	-	426	22,004	22,430	60
-	-	-	-	-	-	-	-	-	61
-	629	629	-	-	-	629	67,175	67,804	62
-	-	-	-	-	-	-	-	-	63
1,000	321	1,321	-	(42)	(42)	1,279	35,270	36,549	64
-	-	-	-	-	-	-	-	-	65
-	-	-	-	-	-	-	-	-	66
-	-	-	-	-	-	-	-	-	67
-	-	-	-	-	-	-	-	-	68
-	-	-	-	-	-	-	-	-	69
-	-	-	-	-	-	-	-	-	70
3,205	627	3,832	-	-	-	3,832	54,099	57,931	71
14,744	-	14,744	-	(14,610)	(14,610)	134	4,676	4,810	72
-	1,328	1,328	-	-	-	1,328	56,037	57,365	73
-	-	-	-	-	-	-	-	-	74
-	-	-	-	(56,746)	(56,746)	(56,746)	56,746	-	75
-	-	-	-	-	-	-	-	-	76
-	233	233	-	-	-	233	18,567	18,800	77
-	3	3	-	-	-	3	36,262	36,265	78
14,510	81	14,591	-	(203)	(203)	14,388	-	14,388	79
-	-	-	-	-	-	-	-	-	80
17,279	7,419	24,698	(26)	(10,632)	(10,658)	14,040	300,479	314,519	81
-	-	-	-	-	-	-	-	-	82
200	4,753	4,953	-	(1,989)	(1,989)	2,964	153,428	156,392	83
-	-	-	-	-	-	-	1,372	1,372	84
50	121	171	-	(1)	(1)	170	13,079	13,249	85
720	693	1,413	-	-	-	1,413	43,712	45,125	86
1,000	20	1,020	-	-	-	1,020	1,630	2,650	87
200	2,721	2,921	(2,507)	-	(2,507)	414	129,772	130,186	88
-	-	-	-	-	-	-	-	-	89
4,500	885	5,385	-	-	-	5,385	49,136	54,521	90
-	-	-	-	-	-	-	-	-	91
-	-	-	-	-	-	-	-	-	92
-	-	-	-	-	-	-	-	-	93
-	-	-	-	-	-	-	-	-	94
-	-	-	-	-	-	-	-	-	95
-	-	-	-	-	-	-	125,000	125,000	96
1,600	1,325	2,925	(2,126)	-	(2,126)	799	66,006	66,805	97
-	-	-	-	-	-	-	-	-	98
-	-	-	-	-	-	-	-	-	99
-	-	-	-	-	-	-	-	-	100
-	179	179	(4,320)	-	(4,320)	(4,141)	21,858	17,717	101
10,617	-	10,617	-	(3,950)	(3,950)	6,667	49,525	56,192	102
1,200	609	1,809	-	-	-	1,809	54,525	56,334	103
-	-	-	-	-	-	-	-	-	104
-	-	-	-	(21,618)	(21,618)	(21,618)	21,618	-	105
-	2,665	2,665	-	-	-	2,665	106,857	109,522	106
-	-	-	-	-	-	-	-	-	107
-	-	-	-	-	-	-	-	-	108
6,696	1,666	8,362	-	(7,005)	(7,005)	1,357	90,607	91,964	109
-	-	-	-	-	-	-	-	-	110
47,250	2,535	49,785	-	-	-	49,785	157,241	207,026	111
-	1,218	1,218	-	(1,131)	(1,131)	87	98,017	98,104	112
20,947	5,129	26,076	(75,219)	(9,728)	(84,947)	(58,871)	485,967	427,096	113
-	-	-	-	-	-	-	-	-	114
-	-	-	-	-	-	-	-	-	115
5,000	114	5,114	-	(5,116)	(5,116)	(2)	12,229	12,227	116
4,280	-	4,280	-	-	-	4,280	64,662	68,942	117
288,080	63,275	351,355	(144,416)	(175,150)	(319,566)	31,789	4,222,700	4,254,489	

#	Urban Municipalities	Type	Assets					Liabilities and Fund Balance		
			Cash & Temporary Investments	Portfolio Investments	Due from Municipality	Other	Total Assets	Due to Municipality	Fund Balance	Total Liabilities & Fund Balance
	Populations under 1,000									
118	Benito	V	36,174	-	-	-	36,174	(427)	(35,747)	(36,174)
119	Binscarth	V	-	-	-	-	-	-	-	-
120	Birtle	T	46,026	-	-	-	46,026	-	(46,026)	(46,026)
121	Bowsman	V	-	-	-	-	-	-	-	-
122	Cartwright	V	-	-	-	-	-	-	-	-
123	Churchill	T	-	-	-	-	-	-	-	-
124	Crystal City	V	-	-	-	-	-	-	-	-
125	Deloraine	T	4,105	-	-	-	4,105	-	(4,105)	(4,105)
126	Dunnottar	V	-	-	-	-	-	-	-	-
127	Elkhorn	V	-	-	-	-	-	-	-	-
128	Emerson	T	65,912	-	3,470	-	69,382	-	(69,382)	(69,382)
129	Erickson	T	-	-	-	-	-	-	-	-
130	Ethelbert	V	-	-	-	-	-	-	-	-
131	Gilbert Plains	T	-	-	-	-	-	-	-	-
132	Gladstone	T	2,445	-	-	-	2,445	-	(2,445)	(2,445)
133	Glenboro	V	-	-	-	-	-	-	-	-
134	Grand Rapids	T	-	-	-	-	-	-	-	-
135	Grandview	T	-	-	-	-	-	-	-	-
136	Gretna	T	28,751	-	500	-	29,251	-	(29,251)	(29,251)
137	Hamiota	T	20,857	-	-	-	20,857	-	(20,857)	(20,857)
138	Hartney	T	132,871	54,629	32,013	-	219,513	-	(218,848)	(218,848)
139	Leaf Rapids	T	-	-	-	-	-	-	-	-
140	Lynn Lake	T	3,682	-	-	-	3,682	-	(3,682)	(3,682)
141	MacGregor	T	-	-	-	-	-	-	-	-
142	Manitou	T	-	-	-	-	-	-	-	-
143	McCreary	V	8,125	-	-	-	8,125	-	(8,125)	(8,125)
144	Minitonas	T	22,530	-	-	-	22,530	-	(22,530)	(22,530)
145	Notre-Dame-de-Lourdes	V	-	-	-	-	-	-	-	-
146	Oak Lake	T	28,161	-	-	-	28,161	-	(28,161)	(28,161)
147	Pilot Mound	T	-	-	-	-	-	-	-	-
148	Plum Coulee	T	-	-	-	-	-	-	-	-
149	Rapid City	T	37,708	-	500	-	38,208	-	(38,208)	(38,208)
150	Riverton	V	44,311	-	8,000	-	52,311	-	(52,311)	(52,311)
151	Rosburn	T	-	-	-	-	-	-	-	-
152	Snow Lake	T	-	-	-	-	-	-	-	-
153	Somerset	V	-	-	-	-	-	-	-	-
154	St. Claude	V	-	-	-	-	-	-	-	-
155	St. Lazare	V	-	-	-	-	-	-	-	-
156	Treherne	T	-	-	-	-	-	-	-	-
157	Waskada	V	-	-	-	-	-	-	-	-
158	Wawanesa	V	-	-	-	-	-	-	-	-
159	Winnipegosis	V	-	-	-	-	-	-	-	-
	Populations 1,000 - 5,000									
160	Altona	T	-	-	-	-	-	-	-	-
161	Arborg	T	-	-	-	-	-	-	-	-
162	Beausejour	T	125,821	-	1,191	-	127,012	-	(127,012)	(127,012)
163	Boissevain	T	5,026	-	146,392	-	151,418	-	(151,418)	(151,418)
164	Carberry	T	19,992	-	-	-	19,992	(3,503)	(16,489)	(19,992)
165	Carman	T	-	-	-	-	-	-	-	-
166	Gillam	T	-	-	-	-	-	-	-	-
167	Lac du Bonnet	T	-	-	-	-	-	-	-	-
168	Melita	T	-	-	-	-	-	-	-	-
169	Minnedosa	T	152,461	-	-	-	152,461	(14,021)	(138,440)	(152,461)
170	Morris	T	64,919	-	2,652	-	67,571	-	(67,571)	(67,571)
171	Neepawa	T	-	-	1,437,540	-	1,437,540	(1,437,540)	-	(1,437,540)
172	Niverville	T	333,479	-	68,000	-	401,479	(213,130)	(188,349)	(401,479)
173	Pinawa	LGD	-	-	-	-	-	-	-	-
174	Powerview-Pine Falls	T	-	-	-	-	-	-	-	-
175	Rivers	T	50,896	8,790	-	-	59,686	-	(59,686)	(59,686)
176	Roblin	T	3	-	-	-	3	-	(3)	(3)
177	Russell	T	38,469	-	-	-	38,469	-	(38,468)	(38,468)
178	Souris	T	63,911	-	80,998	-	144,909	-	(144,909)	(144,909)
179	St. Pierre-Jolys	V	-	-	-	-	-	-	-	-
180	Ste. Anne	T	20,380	-	135	-	20,515	-	(20,515)	(20,515)
181	Ste. Rose du Lac	T	-	-	-	-	-	-	-	-
182	Stonewall	T	258,554	-	9,337	7,887	275,778	(79,822)	(195,956)	(275,778)
183	Swan River	T	-	-	160,584	-	160,584	(2,227)	(158,357)	(160,584)
184	Teulon	T	-	-	-	-	-	-	-	-
185	Virden	T	36,255	-	-	-	36,255	(582)	(35,673)	(36,255)
186	Winnipeg Beach	T	9,359	-	-	-	9,359	-	(9,359)	(9,359)
	Populations over 5,000									
187	Brandon	C	-	-	-	166,170	166,170	-	(166,170)	(166,170)
188	Dauphin	C	-	-	-	-	-	-	-	-
189	Flin Flon	C	-	-	-	-	-	-	-	-
190	Morden	C	-	-	-	-	-	-	-	-
191	Portage la Prairie	C	208,755	125,209	25,926	-	359,890	(1)	(359,889)	(359,890)
192	Selkirk	C	-	-	-	-	-	-	-	-
193	Steinbach	C	-	-	-	-	-	-	-	-
194	The Pas	T	35,362	-	-	-	35,362	-	(35,362)	(35,362)
195	Thompson	C	242,298	-	-	-	242,298	-	(242,298)	(242,298)
196	Winkler	C	-	-	-	-	-	-	-	-
	Total Urban Municipalities		2,147,598	188,628	1,977,238	174,057	4,487,521	(1,751,253)	(2,735,602)	(4,486,855)
197	Winnipeg	C	-	-	273,858,000	-	273,858,000	-	(273,858,000)	(273,858,000)

Summary

Rural Municipalities:										
Populations under 1,000			1,319,365	206,766	191,099	31,056	1,748,286	(20,454)	(1,727,832)	(1,748,286)
Populations 1,000 - 5,000			1,182,286	275,942	64,417	4,254	1,526,899	(29,157)	(1,497,742)	(1,526,899)
Populations over 5,000			842,436	-	12,227	160,218	1,014,881	(200)	(1,014,681)	(1,014,881)
Total Rural Municipalities			3,344,087	482,708	267,743	195,528	4,290,066	(49,811)	(4,240,255)	(4,290,066)
Urban Municipalities:										
Populations under 1,000			481,658	54,629	44,483	-	580,770	(427)	(579,678)	(580,105)
Populations 1,000 - 5,000			1,179,525	8,790	1,906,829	7,887	3,103,031	(1,750,825)	(1,352,205)	(3,103,030)
Populations over 5,000			486,415	125,209	25,926	166,170	803,720	(1)	(803,719)	(803,720)
Total Urban Municipalities			2,147,598	188,628	1,977,238	174,057	4,487,521	(1,751,253)	(2,735,602)	(4,486,855)
Sub-total			5,491,685	671,336	2,244,981	369,585	8,777,587	(1,801,064)	(6,975,857)	(8,776,921)
City of Winnipeg			-	-	273,858,000	-	273,858,000	-	(273,858,000)	(273,858,000)
Total			5,491,685	671,336	276,102,981	369,585	282,635,587	(1,801,064)	(280,833,857)	(282,634,921)

Revenue			Expenditures			Excess Revenue over Expenditures	Fund Balance, Beginning of Year	Fund Balance, End of Year	#
Contributions & Donations	Investment Income	Total Revenue	Distribution to Beneficiaries	Other	Total Expenditures				
2,400	1,709	4,109	(1,500)	(2,836)	(4,336)	(227)	35,974	35,747	118
-	480	480	-	-	-	480	45,546	46,026	119
-	-	-	-	-	-	-	-	-	120
-	-	-	-	-	-	-	-	-	121
-	-	-	-	-	-	-	-	-	122
-	-	-	-	-	-	-	-	-	123
-	67	67	-	(2,711)	(2,711)	(2,644)	6,749	4,105	124
-	-	-	-	-	-	-	-	-	125
1,600	208	1,808	-	(9,344)	(9,344)	(7,536)	76,918	69,382	126
-	-	-	-	-	-	-	-	-	127
-	-	-	-	-	-	-	-	-	128
-	-	-	-	-	-	-	-	-	129
-	-	-	-	-	-	-	-	-	130
195	7	202	-	-	-	202	2,043	2,245	131
-	-	-	-	-	-	-	-	-	132
-	-	-	-	-	-	-	-	-	133
-	-	-	-	-	-	-	-	-	134
1,380	973	2,353	-	(2,222)	(2,222)	131	29,120	29,251	135
5,000	174	5,174	-	-	-	5,174	15,683	20,857	136
83,851	3,578	87,429	(56,343)	(8,985)	(65,328)	22,101	196,747	218,848	137
-	-	-	-	-	-	-	-	-	138
-	-	-	-	-	-	-	3,682	3,682	139
-	-	-	-	-	-	-	-	-	140
-	-	-	-	-	-	-	-	-	141
39	-	39	-	-	-	39	8,086	8,125	142
4,950	638	5,588	(9,915)	-	(9,915)	(4,327)	26,857	22,530	143
-	-	-	-	-	-	-	-	-	144
-	320	320	(550)	(50)	(600)	(280)	28,441	28,161	145
-	-	-	-	-	-	-	-	-	146
-	-	-	-	-	-	-	-	-	147
500	628	1,128	-	-	-	1,128	37,080	38,208	148
28,935	363	29,298	(42,485)	(7,387)	(49,872)	(20,574)	72,885	52,311	149
-	-	-	-	-	-	-	-	-	150
-	-	-	-	-	-	-	-	-	151
-	-	-	-	-	-	-	-	-	152
-	-	-	-	-	-	-	-	-	153
-	-	-	-	-	-	-	-	-	154
-	-	-	-	-	-	-	-	-	155
-	-	-	-	-	-	-	-	-	156
-	-	-	-	-	-	-	-	-	157
-	-	-	-	-	-	-	-	-	158
-	-	-	-	-	-	-	-	-	159
-	-	-	-	-	-	-	-	-	160
4,550	-	4,550	-	-	-	4,550	122,462	127,012	161
-	50	50	-	-	-	50	151,368	151,418	162
383	250	633	(3,886)	-	(3,886)	(3,253)	19,742	16,489	163
-	-	-	-	-	-	-	-	-	164
-	-	-	-	-	-	-	-	-	165
-	-	-	-	-	-	-	-	-	166
-	-	-	-	-	-	-	-	-	167
-	2,648	2,648	(256)	(14,000)	(14,256)	(11,608)	150,048	138,440	168
2,652	619	3,271	-	(19,424)	(19,424)	(16,153)	83,724	67,571	169
32,176	22,788	54,964	-	(24,714)	(24,714)	30,250	1,407,290	1,437,540	170
6,803	3,579	10,382	(151,782)	(153)	(151,935)	(141,553)	329,902	188,349	171
-	-	-	-	-	-	-	-	-	172
-	-	-	-	-	-	-	-	-	173
10,000	749	10,749	-	-	-	10,749	48,937	59,686	174
-	1	1	-	-	-	1	2	3	175
47,350	525	47,875	(3,748)	(50,000)	(53,748)	(5,873)	44,341	38,468	176
-	521	521	-	(4,777)	(4,777)	(4,256)	149,165	144,909	177
-	-	-	-	-	-	-	-	-	178
-	-	-	-	-	-	-	-	-	179
224	1,106	1,330	-	(900)	(900)	430	20,085	20,515	180
-	-	-	-	-	-	-	-	-	181
-	-	-	-	-	-	-	195,956	195,956	182
279,109	15,986	295,095	(275,683)	(8,196)	(283,879)	11,216	147,141	158,357	183
-	718	718	-	-	-	718	34,955	35,673	184
784	85	869	-	-	-	869	8,490	9,359	185
-	-	-	-	-	-	-	-	-	186
48,635	-	48,635	(34,667)	-	(34,667)	13,968	152,201	166,169	187
-	-	-	-	-	-	-	-	-	188
-	-	-	-	-	-	-	-	-	189
-	-	-	-	-	-	-	-	-	190
120,023	7,047	127,070	(101,741)	(24)	(101,765)	25,305	334,584	359,889	191
-	-	-	-	-	-	-	-	-	192
-	-	-	-	-	-	-	-	-	193
5,000	232	5,232	-	-	-	5,232	30,130	35,362	194
64,154	5,882	70,036	-	(234,100)	(234,100)	(164,064)	406,362	242,298	195
-	-	-	-	-	-	-	-	-	196
750,693	71,931	822,624	(682,556)	(389,823)	(1,072,379)	(249,755)	4,422,696	4,172,941	
231,831,000	2,944,000	234,775,000	(243,433,000)	-	(243,433,000)	(8,658,000)	282,516,000	273,858,000	197

119,554	24,668	144,222	(5,368)	(42,379)	(47,747)	96,475	1,632,074	1,728,549	
84,353	25,280	109,633	(63,829)	(88,173)	(152,002)	(42,369)	1,553,428	1,511,059	
84,173	13,327	97,500	(75,219)	(44,598)	(119,817)	(22,317)	1,037,198	1,014,881	
288,080	63,275	351,355	(144,416)	(175,150)	(319,566)	31,789	4,222,700	4,254,489	
128,850	9,145	137,995	(110,793)	(33,535)	(144,328)	(6,333)	585,811	579,478	
384,031	49,625	433,656	(435,355)	(122,164)	(557,519)	(123,863)	2,913,608	2,789,745	
237,812	13,161	250,973	(136,408)	(234,124)	(370,532)	(119,559)	923,277	803,718	
750,693	71,931	822,624	(682,556)	(389,823)	(1,072,379)	(249,755)	4,422,696	4,172,941	
1,038,773	135,206	1,173,979	(826,972)	(564,973)	(1,391,945)	(217,966)	8,645,396	8,427,430	
231,831,000	2,944,000	234,775,000	(243,433,000)	-	(243,433,000)	(8,658,000)	282,516,000	273,858,000	
232,869,773	3,079,206	235,948,979	(244,259,972)	(564,973)	(244,824,945)	(8,875,966)	291,161,396	282,285,430	

#	Rural Municipalities	Type	Land & Land Improvements	Building & Leasehold Improvements	Vehicles & Equipment	Computer Hardware & Software	General Capital Assets - Under Construction	Roads, Streets & Bridges	Water & Sewer	Infrastructure - Assets under Construction	Total Tangible Capital Assets
Populations under 1,000											
1	Albert	RM	24,718	90,623	726,451	79	-	422,507	-	-	1,264,378
2	Archie	RM	47,515	291,840	808,838	6,216	-	716,680	67,243	-	1,938,332
3	Arthur	RM	122,816	466,493	1,188,984	5,329	552,415	406,233	1,694,422	79,452	4,516,144
4	Birtle	RM	69,054	385,636	895,580	7,064	-	525,856	212,531	-	2,095,721
5	Blanshard	RM	307,162	635,909	929,869	1,231	-	1,049,501	652,285	105,668	3,681,625
6	Brenda	RM	54,595	117,215	1,092,055	8,507	627,161	574,173	1,740,606	-	4,214,312
7	Cameron	RM	275,136	584,588	795,349	50	-	98,238	-	-	1,753,361
8	Clanwilliam	RM	168,446	270,926	360,359	-	24,754	491,093	-	-	1,315,578
9	Daly	RM	35,832	47,949	699,761	1,471	-	470,342	257,621	-	1,512,976
10	Edward	RM	337,633	549,005	1,164,710	3,310	493,904	2,453,662	182,792	2,700	5,187,716
11	Ellice	RM	29,483	161,438	533,709	-	-	443,793	-	-	1,168,423
12	Eriksdale	RM	226,809	146,666	413,286	6,728	150,655	135,336	-	-	1,079,480
13	Ethelbert	RM	30,000	168,521	551,873	2,585	-	2,368,540	605	-	3,122,124
14	Gilbert Plains	RM	531,694	934,275	1,416,589	40,385	6,861	445,348	5,026,898	-	8,402,050
15	Glenella	RM	23,331	111,680	645,094	7,266	-	2,657	227,537	-	1,017,565
16	Glenwood	RM	(21,648)	(231,030)	1,163,350	7,765	-	42,407	-	-	960,844
17	Grandview	RM	39,900	691,701	1,241,793	10,498	-	422,407	2,792,970	-	5,199,269
18	Hamiota	RM	77,759	477,275	653,072	11,316	-	137,621	-	-	1,357,043
19	Harrison	RM	69,411	104,618	622,847	-	-	109,278	950,075	-	1,856,229
20	Hillsburg	RM	41,708	159,641	353,947	435	-	77,734	-	-	633,465
21	Lakeview	RM	116,703	113,562	376,009	1,704	19,494	31,969	989,842	-	1,649,283
22	Langford	RM	1,187,238	312,651	822,667	4,278	-	634,315	952,666	-	3,913,815
23	Lansdowne	RM	56,701	9,082	411,889	11,645	-	224,188	4,639,711	162,436	5,515,652
24	Lawrence	RM	1,253,284	564,860	555,867	1,890	-	84,203	-	-	2,460,104
25	Louise	RM	241,623	298,889	1,149,338	5,325	-	509,184	313,406	12,895	2,530,660
26	McCreary	RM	40,135	58,689	363,159	4,478	-	119,827	-	-	586,288
27	Miniota	RM	183,589	743,068	992,290	1,878	-	1,009,674	1,452,606	11,604	4,394,709
28	Minitonas	RM	1,299,840	304,684	1,156,463	6,546	-	355,449	40,650	-	3,163,632
29	Minto	RM	94,541	104,063	654,643	553	668	125,357	35,917	-	1,015,742
30	Morton	RM	657,186	818,916	913,971	60	328,116	4,218,619	190,456	-	7,127,324
31	Mossey River	RM	248,179	94,325	935,351	2,569	47,764	2,468,581	-	(2,468,581)	1,328,188
32	Mystery Lake	LGD	1,052,989	109,500	593,244	-	-	-	-	-	1,755,733
33	Ochre River	RM	158,331	503,071	522,715	6,042	-	892,669	480,252	-	2,563,080
34	Odanah	RM	93,710	89,320	608,070	473	494	115,516	2,401,149	-	3,308,732
35	Park	RM	81,990	26,368	597,228	783	52,545	251,057	154,017	4,515,091	5,679,079
36	Riverside	RM	70,643	440,853	697,530	2,789	-	438,941	1,652,474	-	3,302,780
37	Roblin	RM	47,600	2,552,937	642,674	2,900	59,808	543,302	-	-	3,849,221
38	Rosburn	RM	157,749	509,086	804,886	4,139	3,859	150,639	154,752	-	1,785,110
39	Russell	RM	177,900	191,482	999,694	3,395	1,600	-	55,861	-	1,429,932
40	Saskatchewan	RM	28,947	54,536	627,598	372	-	207,642	-	-	919,095
41	Shellmouth-Boulton	RM	158,497	315,216	1,706,510	2,558	-	2,367,212	877,431	-	5,427,424
42	Sifton	RM	84,072	460,133	667,799	2,458	143,826	107,587	-	-	1,465,875
43	Silver Creek	RM	260,510	334,793	682,932	5,388	3,832	305,820	582,619	-	2,175,894
44	South Cypress	RM	53,194	75,975	1,079,053	29,085	-	126,038	-	-	1,363,345
45	Ste. Rose	RM	62,831	357,375	582,948	802	-	231,889	688,466	-	1,924,311
46	Strathclair	RM	244,603	247,798	742,970	-	76,244	242,913	836,902	-	2,391,430
47	Strathcona	RM	286,109	492,535	719,327	25,109	-	372,976	1,769,726	56,918	3,722,700
48	Victoria Beach	RM	259,686	317,731	501,459	7,086	15,700	71,765	2,577,275	-	3,750,704
49	Whitewater	RM	226,421	300,631	1,385,905	-	-	21,149	172,222	-	2,106,328
50	Winchester	RM	264,598	836,196	874,467	9,495	5,632	157,059	133,570	-	2,281,017
51	Woodworth	RM	102,338	127,619	835,762	263	149	612,165	3,328,564	-	5,006,860
Populations 1,000 - 5,000											
52	Alexander	RM	304,990	1,666,188	2,241,553	39,978	1,655,075	1,131,831	1,057,052	-	8,096,667
53	Alonsa	RM	656,351	198,289	726,172	-	-	46,987	-	-	1,627,799
54	Argyle	RM	513,369	839,993	1,013,618	10,001	-	1,241,246	1,469,235	-	5,087,462
55	Armstrong	RM	63,489	122,103	218,541	6,296	130,772	1,021,456	-	-	1,562,657
56	Bifrost	RM	737,222	92,823	1,640,841	(3,763)	-	1,016,376	904,423	-	4,387,922
57	Brokenhead	RM	780,386	1,995,759	1,243,890	66,831	192,299	3,528,577	8,782,903	37,528	16,628,173
58	Cartier	RM	898,256	630,391	2,048,104	35,659	6,854	1,105,780	8,881,354	711,416	14,317,814
59	Coldwell	RM	334,648	179,611	441,378	4,385	-	709,319	194,448	-	1,863,789
60	Cornwallis	RM	274,192	321,181	609,297	13,925	-	1,226,373	-	53,369	2,498,337
61	Dauphin	RM	587,855	3,281,112	1,982,633	11,440	45,791	7,211,288	381,285	-	13,501,404
62	De Salaberry	RM	303,635	233,877	2,086,715	29,140	12,737	1,036,124	2,317,417	184,171	6,203,816
63	Dufferin	RM	875,308	3,119,672	2,153,075	16,130	136,357	13,829,378	10,568,412	-	30,698,427
64	Elton	RM	253,635	103,442	641,127	4,137	1,291	733,844	4,487,281	-	6,224,757
65	Fisher	RM	259,520	181,289	916,218	1,128	-	931,849	1,178,452	-	3,468,456
66	Franklin	RM	292,060	495,862	1,787,678	55,778	14,500	961,353	2,411,522	-	6,018,753
67	Grahamdale	RM	1,125,258	322,949	494,794	6,894	-	400,435	-	-	2,350,330
68	Grey	RM	350,708	1,577,129	1,510,727	51,441	29,184	104,104	15,504,636	-	19,127,929
69	Headingley	RM	2,923,178	4,576,399	436,927	20,074	-	4,792,187	28,824,450	-	41,573,215
70	Kelsey	RM	-	-	-	-	-	-	-	-	-
71	Killarney-Turtle Mountain	M	1,281,534	9,806,148	1,764,132	16,815	57,176	4,357,205	9,537,679	53,145	26,873,834
72	Lac du Bonnet	RM	1,587,753	463,002	2,499,130	89,955	15,023	2,097,266	377,075	784,424	7,913,628
73	Lorne	RM	226,415	2,128,444	1,526,225	6,705	-	3,563,803	2,290,502	-	9,742,094
74	Montcalm	RM	329,871	2,944,945	1,520,825	25,237	501,101	1,681,994	2,394,477	-	9,398,450
75	Morris	RM	590,851	2,619,226	2,061,701	40,017	13,577	18,261,906	6,538,192	79,645	30,205,115
76	Mountain	RM	39,067	176,656	110,522	22,533	24,673	862,451	2,039,859	127,567	3,403,328
77	North Cypress	RM	1,396,777	1,792,029	1,677,374	9,238	5,580	1,980,000	-	-	6,860,998
78	North Norfolk	RM	222,876	1,677,705	1,502,753	6,967	-	992,767	5,685,918	699,431	10,788,417
79	Oakland	RM	129,472	17,329	969,035	3,445	-	149,526	-	-	1,268,807
80	Pembina	RM	145,823	619,492	1,569,362	336	-	2,854,588	61,812	-	5,251,413
81	Piney	RM	693,810	472,127	320,799	8,818	-	90,919	-	-	1,586,473
82	Pipestone	RM	996,798	1,580,729	3,700,178	12,918	2,829,484	4,622,582	8,889,694	64,405	22,696,788
83	Reynolds	RM	153,297	273,413	115,417	29,292	-	610,125	-	-	1,181,544
84	Rhineland	RM	515,484	676,099	2,487,741	22,013	542,833	887,628	5,828,240	1,721,868	12,681,906
85	Roland	RM	141,519	214,221	829,329	-	-	3,426,187	2,073,425	-	6,684,681
86	Rosedale	RM	143,312	140,478	813,951	7,731	-	25,257	179,962	-	1,310,691
87	Rosser	RM	110,019	303,525	1,660,538	23,806	-	1,737,100	6,620,066	-	10,455,054
88	Shell River	RM	920,634	423,857	1,198,536	8,398	89,207	3,463,180	-	-	6,103,812
89	Shoal Lake	RM	359,629	1,842,204							

#	Urban Municipalities	Type	Land & Land Improvements	Building & Leasehold Improvements	Vehicles & Equipment	Computer Hardware & Software	General Capital Assets - Under Construction	Roads, Streets & Bridges	Water & Sewer	Infrastructure - Assets under Construction	Total Tangible Capital Assets
Populations under 1,000											
118	Benito	V	111,560	266,502	146,841	5,054	10,515	122,346	419,162	192,990	1,274,970
119	Binscarth	V	103,044	205,818	149,481	2,844	1,300	335,194	601,258	-	1,398,939
120	Birtle	T	323,166	351,060	235,738	1,906	-	328,247	565,489	188,069	1,993,675
121	Bowsman	V	56,520	230,208	60,303	4,455	-	8,893	177,919	-	538,298
122	Cartwright	V	27,710	1,170,753	99,127	2,775	-	226,189	759,433	-	2,285,987
123	Churchill	T	618,278	363,144	1,169,858	29,338	624,126	765,608	4,409,232	73,008	8,052,591
124	Crystal City	V	178,865	1,468,572	161,360	4,019	41,591	163,944	1,027,579	-	3,045,930
125	Deloraine	T	408,626	578,965	583,003	1,748	-	1,490,440	1,521,068	531,297	5,115,147
126	Dunnottar	V	1,829,459	141,185	186,379	5,423	-	18,712	921,252	280,844	3,383,254
127	Elkhorn	V	-	-	-	-	-	-	-	-	-
128	Emerson	T	922,938	376,565	698,240	2,789	-	188,949	2,826,062	-	5,015,543
129	Erickson	T	209,099	55,519	123,898	1,236	20,863	199,276	1,505,587	-	2,115,478
130	Ethelbert	V	21,725	69,683	30,657	2,173	-	2,601	140,848	-	267,687
131	Gilbert Plains	T	643,996	826,204	358,868	16,543	6,861	388,941	3,446,952	-	5,688,365
132	Gladstone	T	336,512	1,473,010	321,744	2,252	-	853,353	4,298,863	162,437	7,448,171
133	Glenboro	V	70,800	54,431	372,760	20,385	-	185,833	312,204	-	1,016,413
134	Grand Rapids	T	9,767	5,034,234	266,702	7,500	-	11,722	11,339,301	-	16,669,226
135	Grandview	T	124,221	1,662,292	199,241	3,665	146,987	356,045	3,497,808	-	5,990,259
136	Gretna	T	47,436	109,938	83,718	1,924	-	117,614	689,425	-	1,050,055
137	Hamiota	T	396,954	434,662	322,133	7,707	-	288,749	1,293,901	-	2,744,106
138	Hartney	T	105,575	543,110	196,892	50	516,404	188,673	223,416	-	1,774,120
139	Leaf Rapids	T	134,379	576,361	109,139	402	-	169,649	26,308	-	1,016,238
140	Lynn Lake	T	276,727	1,211,654	372,084	8,782	14,359	767,194	2,941,794	-	5,592,594
141	MacGregor	T	128,529	787,684	385,751	2,957	-	642,232	3,347,824	-	5,294,977
142	Manitou	T	271,426	430,411	174,207	1,667	12,897	833,871	652,972	-	2,377,451
143	McCreary	V	159,851	136,473	87,271	4,536	11,716	170,589	864,683	-	1,435,119
144	Mintonas	T	51,219	162,698	124,641	1,920	-	54,279	949,070	-	1,343,827
145	Notre-Dame-de-Lourdes	V	226,936	4,578,802	118,579	908	-	88,720	186,079	-	5,200,024
146	Oak Lake	T	12,744	265,600	26,255	-	72,618	17,443	130,667	-	525,327
147	Pilot Mound	T	352,855	3,159,441	430,279	14,541	69,222	142,790	466,520	2,691,840	7,327,488
148	Plum Coulee	T	464,797	1,485,959	127,652	917	-	577,922	1,596,925	-	4,254,172
149	Rapid City	T	22,324	455,558	261,010	4,314	-	-	1,043,868	-	1,787,074
150	Riverton	V	237,352	111,588	116,991	1,941	-	3,953,730	1,043,122	-	5,464,724
151	Rosburn	T	120,543	440,150	186,823	2,488	3,859	368,346	665,429	-	1,787,638
152	Snow Lake	T	1,096,368	491,464	913,933	6,969	5,023	676,136	3,540,769	8,692,285	15,422,947
153	Somerset	V	204,008	236,808	157,036	920	-	536,246	990,237	-	2,125,255
154	St. Claude	V	151,340	319,660	456,345	904	-	558,965	2,497,127	-	3,984,341
155	St. Lazare	V	65,695	10,140	57,570	-	-	57,430	837,100	15,000	1,043,745
156	Treherne	T	415,667	340,182	120,486	5,699	18,506	586,225	554,782	-	2,041,547
157	Waskada	V	201,878	271,368	276,512	378	179,687	414,817	1,728,460	-	3,073,100
158	Wawanesa	V	1,458,606	195,795	309,587	34	-	112,452	623,594	1,364,708	4,064,776
159	Winnipegosis	V	105,756	3,030,804	532,473	3,490	84,154	92,299	1,240,459	-	5,089,435
Populations 1,000 - 5,000											
160	Altona	T	4,006,464	7,175,496	1,675,524	55,757	24,442	5,302,373	7,253,877	491,022	25,984,955
161	Arborg	T	1,822,735	561,066	436,103	2,126	26,256	381,414	3,191,493	-	6,421,193
162	Beauséjour	T	1,064,121	2,618,574	1,476,954	6,369	-	8,477,596	5,646,638	765,748	20,560,000
163	Boissevain	T	974,772	972,742	429,854	62	328,114	648,008	2,097,172	-	5,450,724
164	Carberry	T	462,594	1,938,566	599,864	8,197	-	166,231	714,013	-	3,889,465
165	Carman	T	2,181,836	2,422,678	942,260	279,510	190,180	2,764,955	4,794,400	-	13,575,459
166	Gillam	T	76,251	6,554,052	1,491,365	5,127	592,853	61,848	3,285,650	-	12,067,146
167	Lac du Bonnet	T	373,051	382,618	565,109	12,271	-	606,180	5,280,024	-	7,219,253
168	Melita	T	777,050	1,200,780	489,236	10,291	2,240,550	841,228	4,278,331	80,861	9,918,327
169	Minnedosa	T	506,929	1,888,409	546,047	20,137	1,798,500	1,276,432	5,068,402	-	11,104,856
170	Morris	T	612,660	5,425,576	977,921	35,859	-	3,791,643	4,550,726	-	15,394,385
171	Neepawa	T	606,957	1,838,258	715,953	59,026	3,251	1,470,449	25,783,179	146,255	30,623,328
172	Niverville	T	1,712,680	743,451	1,669,123	17,541	617,581	7,092,113	11,115,854	-	22,968,343
173	Pinawa	LGD	-	-	-	-	-	-	-	-	-
174	Powerview-Pine Falls	T	-	-	-	-	-	-	-	-	-
175	Rivers	T	364,415	7,329,267	346,668	3,074	-	617,755	940,764	59,857	9,661,800
176	Roblin	T	614,616	893,888	593,385	3,003	164,483	631,381	2,929,339	5,153,743	10,983,838
177	Russell	T	1,899,712	10,344,770	808,850	10,689	892,082	1,137,917	3,928,481	168,488	19,190,989
178	Souris	T	316,193	3,423,592	537,067	-	305,422	6,474,895	5,111,759	200,839	16,369,767
179	St. Pierre-Jolys	V	203,503	147,612	442,020	4,827	3,775	812,417	513,053	317,952	2,445,159
180	Ste. Anne	T	297,007	2,343,224	276,245	1,322	-	2,018,335	656,457	-	5,592,590
181	Ste. Rose du Lac	T	1,938,343	1,265,415	371,729	-	6,681	228,855	233,263	-	4,044,286
182	Stonewall	T	4,322,030	9,864,556	756,931	16,022	-	7,061,420	7,521,330	6,540,148	36,082,437
183	Swan River	T	2,146,390	17,115,637	2,175,605	54,126	182,645	1,934,494	11,361,838	148,738	35,119,473
184	Teulon	T	509,109	361,384	251,697	-	-	254,187	1,337,014	-	2,713,391
185	Virton	T	2,465,804	18,475,120	1,121,701	2,510	-	2,593,457	4,377,070	-	29,035,662
186	Winnipeg Beach	T	313,723	1,431,978	339,087	111	-	89,282	634,194	73,433	2,881,808
Populations over 5,000											
187	Brandon	C	24,042,946	46,883,012	21,388,643	2,970,714	-	61,161,450	184,068,228	-	340,514,993
188	Dauphin	C	5,059,497	12,135,278	3,232,042	66,128	-	13,826,298	13,592,799	-	47,912,042
189	Flin Flon	C	4,017,307	4,066,991	1,840,383	327,150	307,164	8,172,976	20,535,900	16,478,289	55,746,160
190	Morden	C	4,256,211	9,285,428	2,070,863	83,236	2,073,626	12,268,466	18,354,882	-	48,392,712
191	Portage la Prairie	C	6,655,071	34,501,655	2,358,136	20,637	736,319	15,888,817	5,535,610	3,169,390	68,865,635
192	Selkirk	C	4,617,965	6,959,977	2,056,538	309,480	651,161	8,379,119	24,676,694	798,024	48,448,958
193	Steinbach	C	12,919,712	33,403,755	3,954,543	-	8,218,729	56,153,636	43,551,095	812,410	159,013,880
194	The Pas	T	1,364,143	12,717,073	3,455,867	45,907	612,992	3,122,305	8,110,261	128,750	29,557,298
195	Thompson	C	3,299,490	23,731,735	5,191,446	132,092	-	14,950,043	13,705,885	111,091	61,121,782
196	Winkler	C	7,357,612	21,206,281	4,742,996	65,653	301,246	22,488,225	24,633,425	2,220,718	83,016,156
Total Urban Municipalities			116,864,150	345,724,349	81,439,322	4,816,507	22,118,740	290,208,864	545,274,098	52,058,234	1,458,504,264
197	Winnipeg	C	221,050,000	438,862,000	426,939,000	31,566,000	-	1,750,758,000	2,574,905,000	400,424,000	5,844,504,000

Summary

Rural Municipalities:											
Populations under 1,000			11,743,091	17,930,913	40,461,934	264,298	2,615,481	28,390,661	38,286,119	2,478,183	142,170,682
Populations 1,000 - 5,000			31,356,397	61,847,688	63,866,385	957,026	13,817,059	114,541,654	194,341,917	5,858,766	486,586,892
Populations over 5,000			45,306,123	52,199,167	35,861,468	413,645	11,916,807	131,614,264	207,868,132	34,150,033	519,329,639
Total Rural Municipalities			88,405,611	131,977,768	140,189,787	1,634,969	28,349,347	274,546,579	440,496,168	42,486,982	1,148,087,213
Urban Municipalities:											
Populations under 1,000			12,705,251	34,114,455	11,111,567	187,553	1,840,688	17,062,664	65,905,358	14,192,478	157,120,013
Populations 1,000 - 5,000			30,568,945	106,718,709	20,036,298	607,957	7,376,815	56,734,865	122,603,961	14,147,084	358,794,635
Populations over 5,000			73,589,954	204,891,185	50,291,457	4,020,997	12,901,237	216,411,335	356,764,779	23,718,672	942,589,616
Total Urban Municipalities			116,864,150	345,724,349	81,439,322	4,816,507	22,				