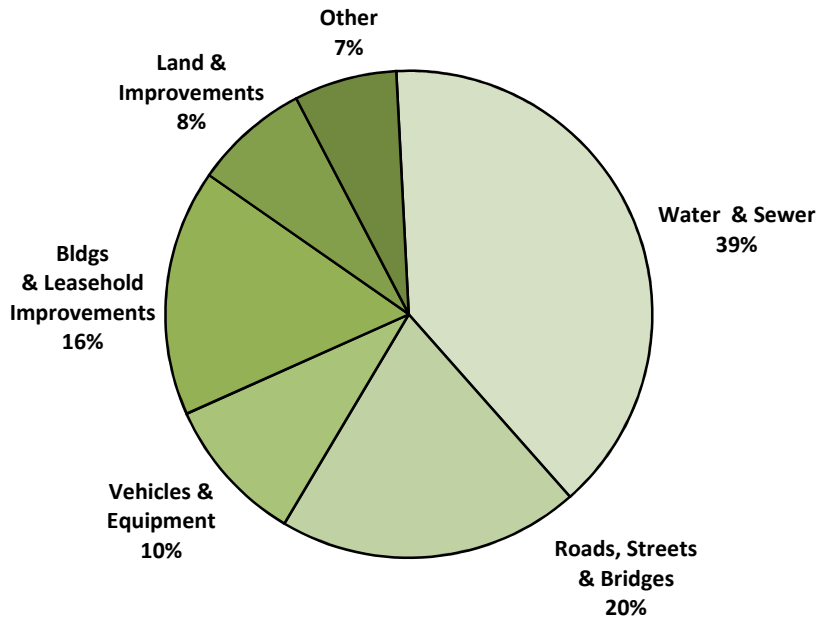


2015 COMPOSITION OF CONSOLIDATED TANGIBLE CAPITAL ASSETS BY MUNICIPAL TYPE

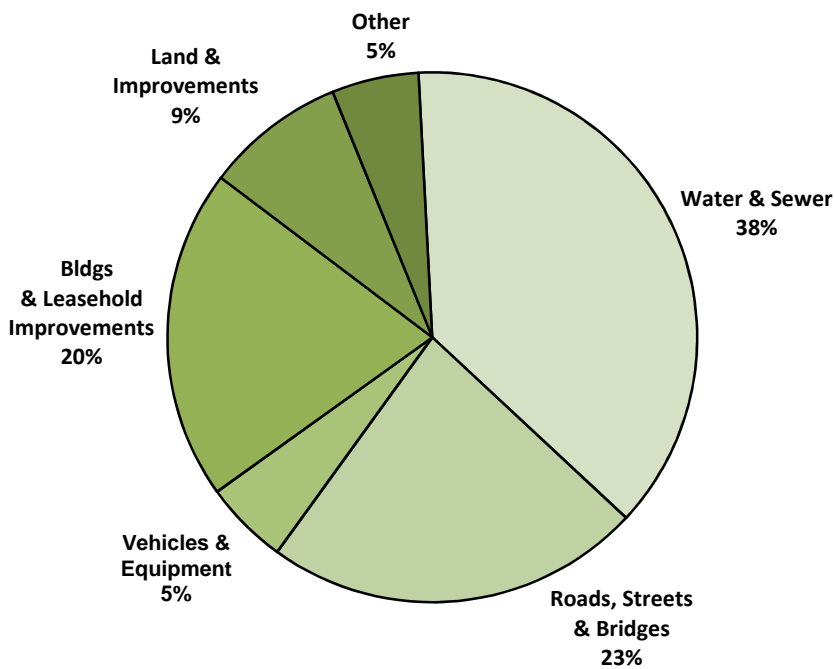
(Includes TCA of the Municipality and its Owned or Controlled Organizations)

Municipalities (excluding Cities)



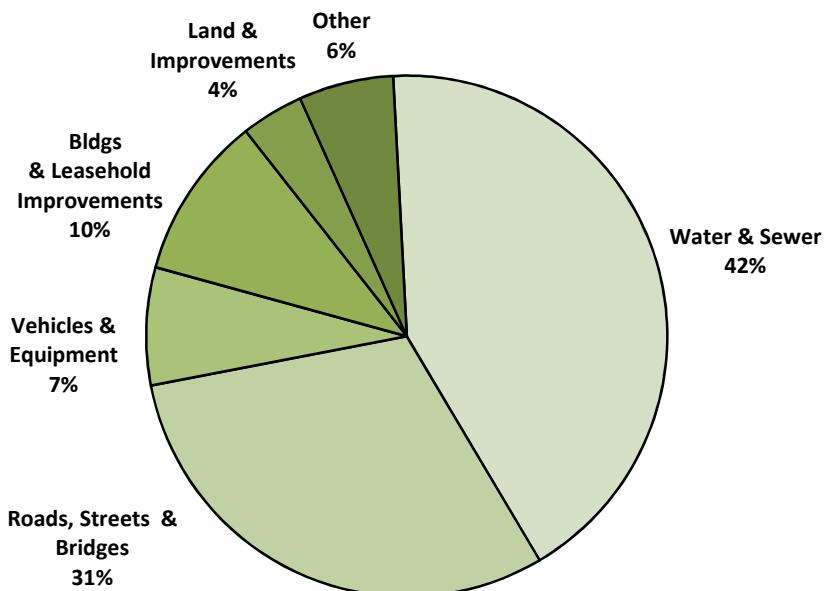
Tangible Capital Assets	Millions (\$)
Water & Sewer	712
Roads, Streets & Bridges	364
Vehicles & Equipment	177
Building & Leasehold Improvements	297
Land & Improvements	139
Other	124
Total	1,813

Cities (excluding Winnipeg)



Tangible Capital Assets	Millions (\$)
Water & Sewer	351
Roads, Streets & Bridges	214
Vehicles & Equipment	48
Building & Leasehold Improvements	188
Land & Improvements	80
Other	49
Total	930

City of Winnipeg



Tangible Capital Assets	Millions (\$)
Water & Sewer	2,616
Roads, Streets & Bridges	1,885
Vehicles & Equipment	450
Building & Leasehold Improvements	627
Land & Improvements	240
Other	363
Total	6,181

Note: Reflects TCA net book value for 134 of 137 municipalities where 2015 or 2014 audited financial information is available. Due to rounding, percentages may not add up to 100%.