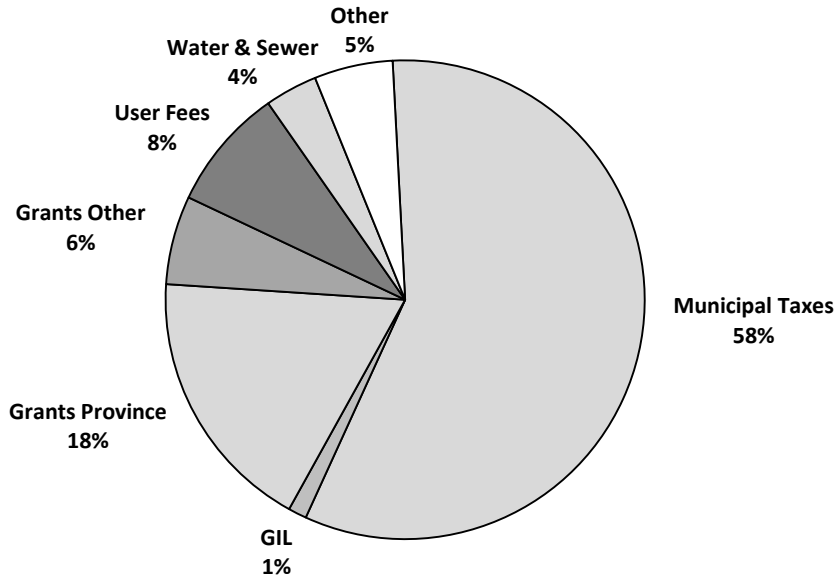


# 2014 CONSOLIDATED MUNICIPAL REVENUE BY MAJOR SOURCE

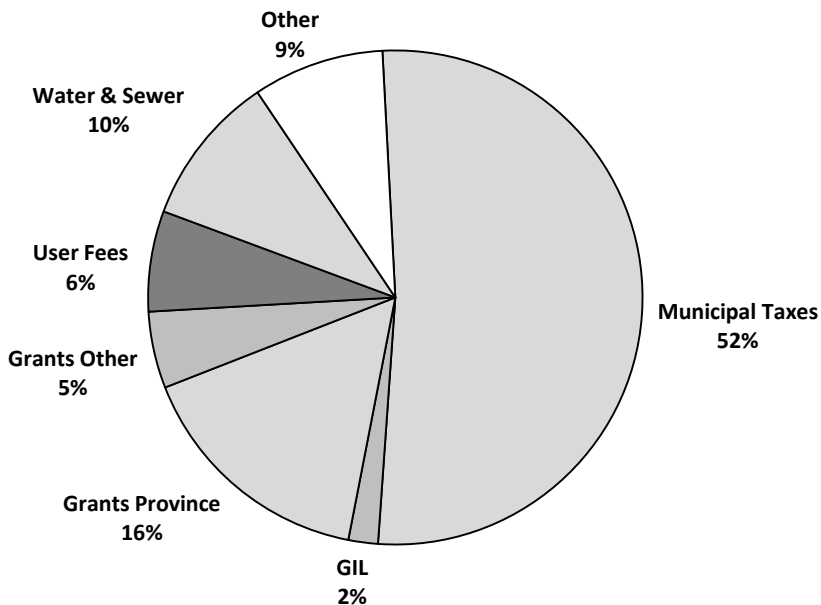
(Includes Revenues of the Municipality and its Owned or Controlled Organizations)

## Rural Municipalities Populations under 1,000



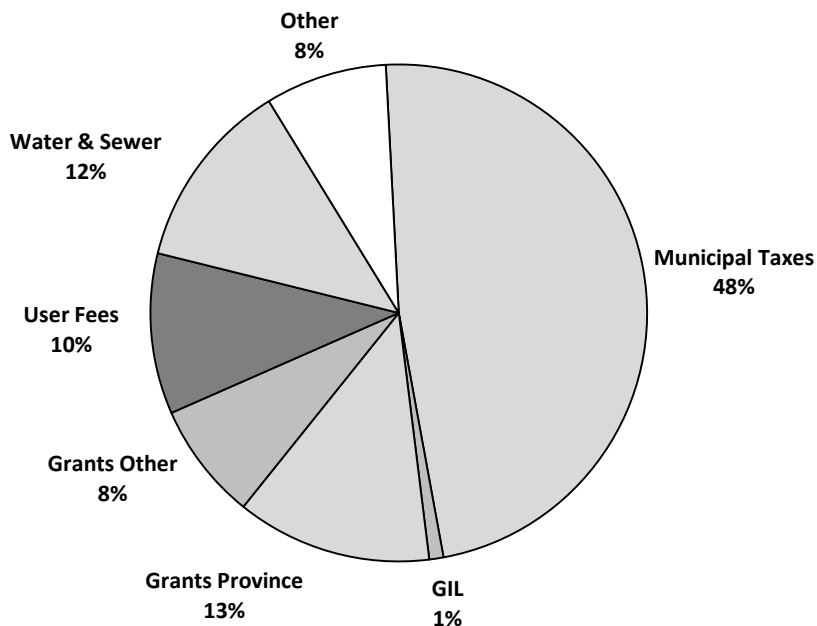
Source	Per Capita (\$)
Municipal Taxes	1,776
Grant in Lieu of Taxes	38
Grants Province	554
Grants Other	184
User Fees	255
Water & Sewer	109
Other (incl. business taxes)	163
<b>Total</b>	<b>3,079</b>

## Rural Municipalities Populations 1,000 - 5,000



Source	Per Capita (\$)
Municipal Taxes	961
Grant in Lieu of Taxes	36
Grants Province	296
Grants Other	93
User Fees	122
Water & Sewer	184
Other (incl. business taxes)	159
<b>Total</b>	<b>1,851</b>

## Rural Municipalities Populations over 5,000



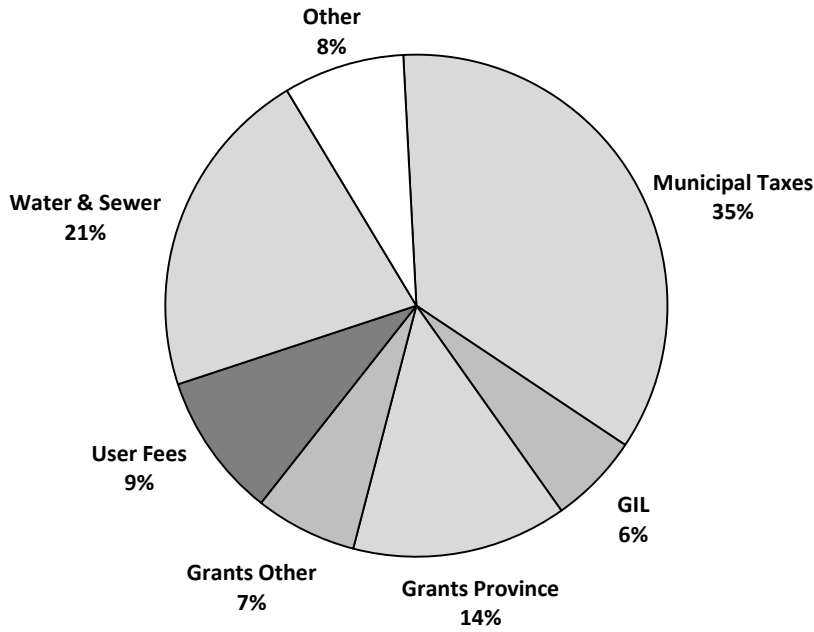
Source	Per Capita (\$)
Municipal Taxes	720
Grant in Lieu of Taxes	14
Grants Province	191
Grants Other	115
User Fees	157
Water & Sewer	186
Other (incl. business taxes)	119
<b>Total</b>	<b>1,502</b>

Note: Reflects revenue for 193 of 197 municipalities where 2014 or 2013 audited financial information is available

# 2014 CONSOLIDATED MUNICIPAL REVENUE BY MAJOR SOURCE

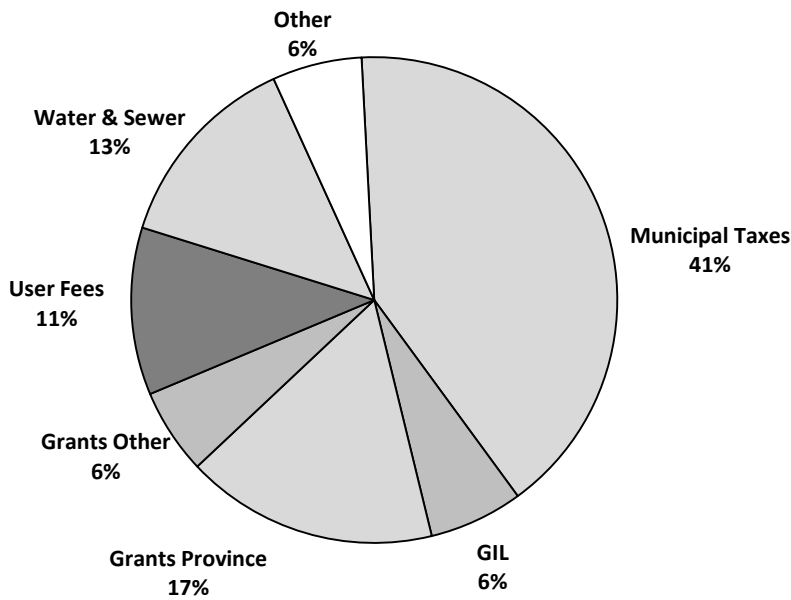
(Includes Revenues of the Municipality and its Owned or Controlled Organizations)

## Urban Municipalities Populations under 1,000



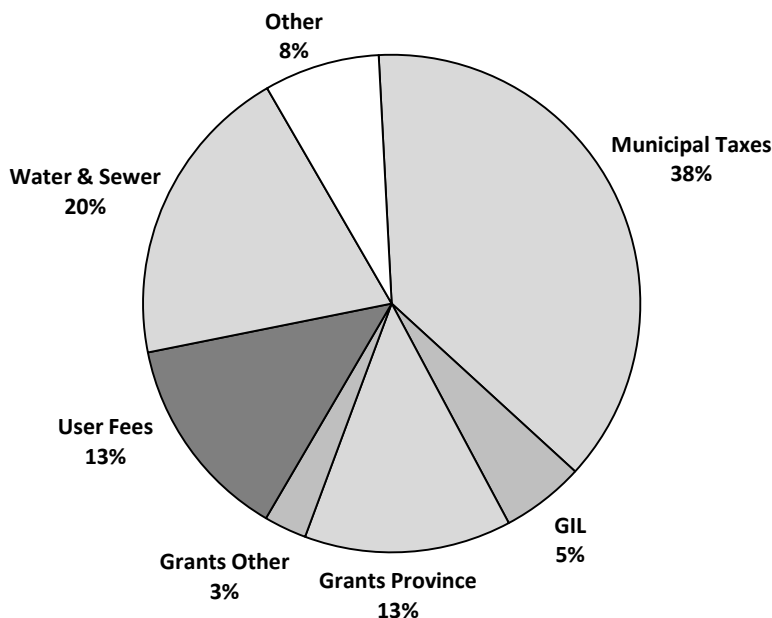
Source	Per Capita (\$)
Municipal Taxes	902
Grant in Lieu of Taxes	150
Grants Province	355
Grants Other	168
User Fees	239
Water & Sewer	550
Other (incl. business taxes)	200
<b>Total</b>	<b>2,564</b>

## Urban Municipalities Populations 1,000 - 5,000



Source	Per Capita (\$)
Municipal Taxes	869
Grant in Lieu of Taxes	133
Grants Province	358
Grants Other	121
User Fees	237
Water & Sewer	285
Other (incl. business taxes)	127
<b>Total</b>	<b>2,130</b>

## Urban Municipalities Populations over 5,000

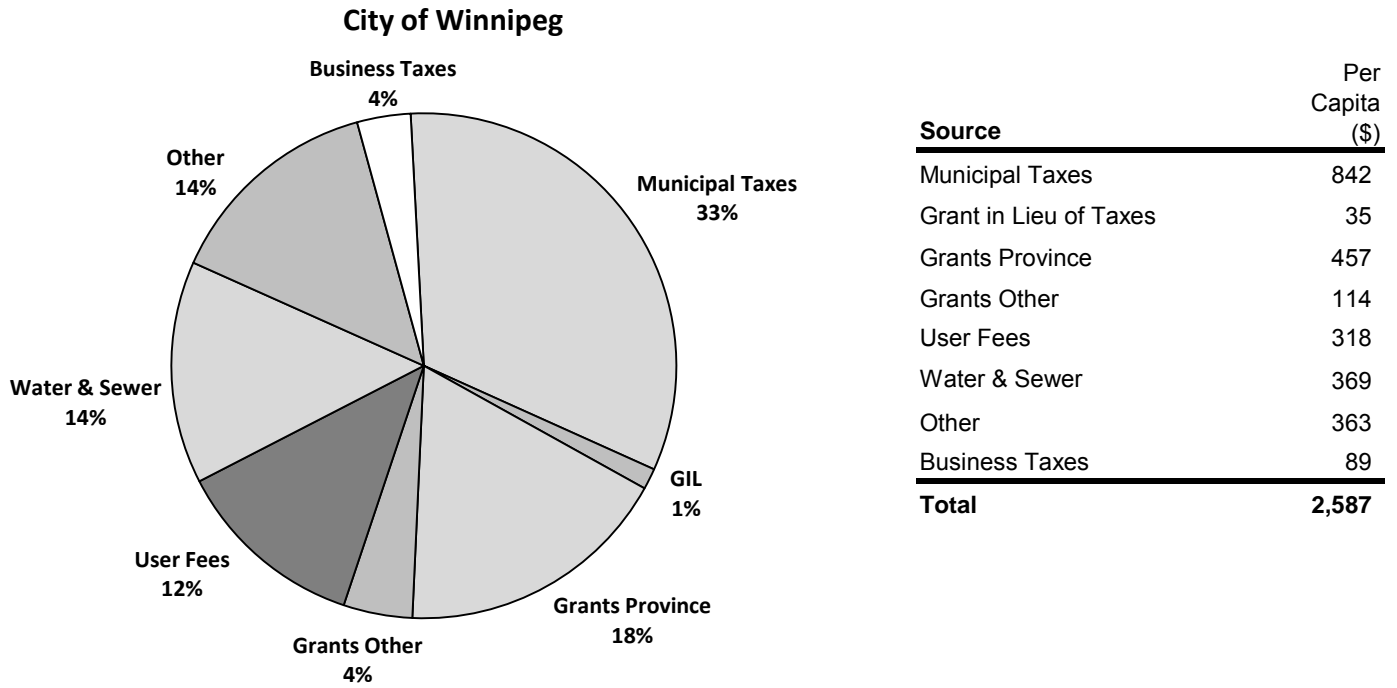


Source	Per Capita (\$)
Municipal Taxes	857
Grant in Lieu of Taxes	123
Grants Province	307
Grants Other	63
User Fees	306
Water & Sewer	451
Other (incl. business taxes)	171
<b>Total</b>	<b>2,278</b>

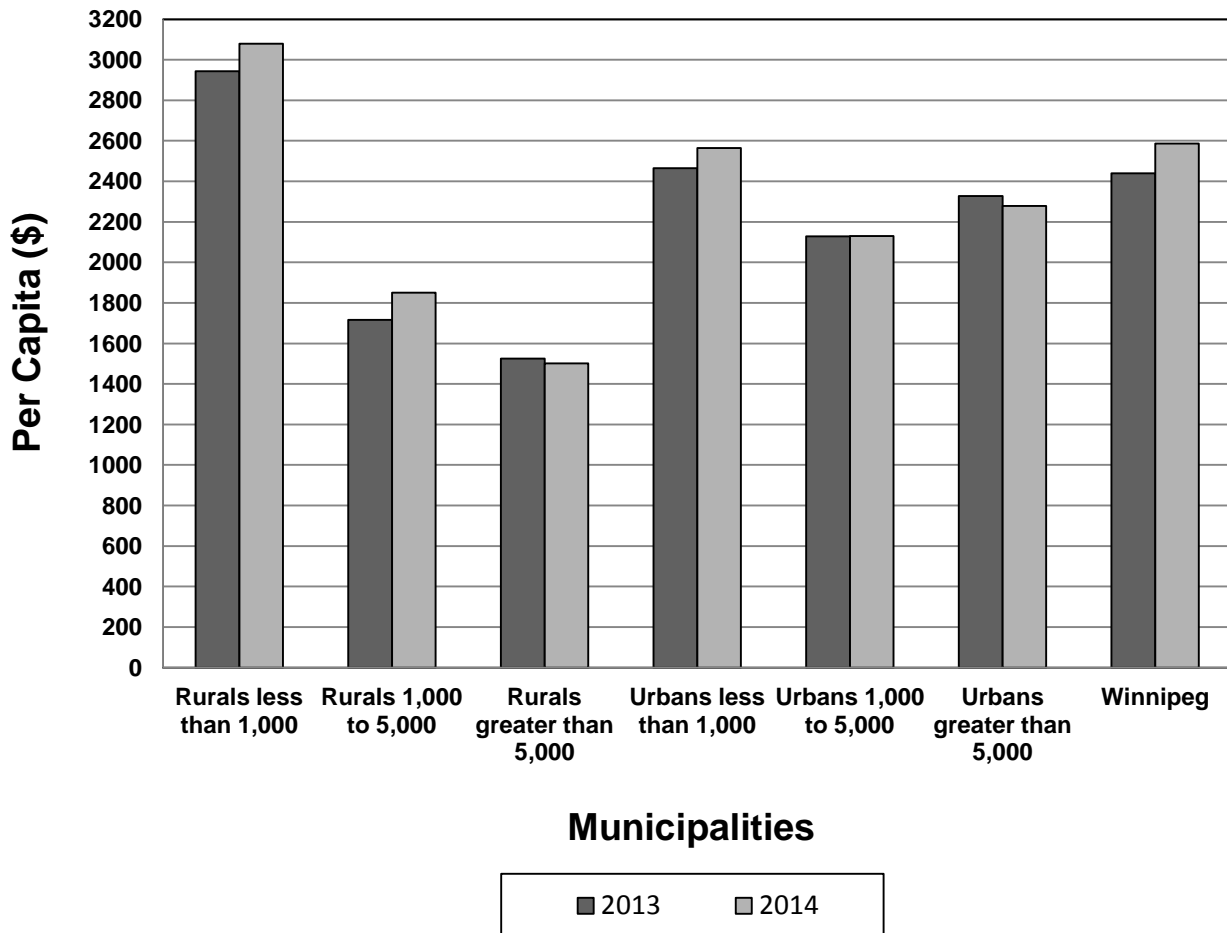
Note: Reflects revenue for 193 of 197 municipalities where 2014 or 2013 audited financial information is available

# 2014 CONSOLIDATED MUNICIPAL REVENUE BY MAJOR SOURCE

(Includes Revenues of the Municipality and its Owned or Controlled Organizations)



## Comparative Total Revenue Per Capita (\$)



Note: Relects revenue for 193 of 197 municipalities where 2014 or 2013 audited financial information is available