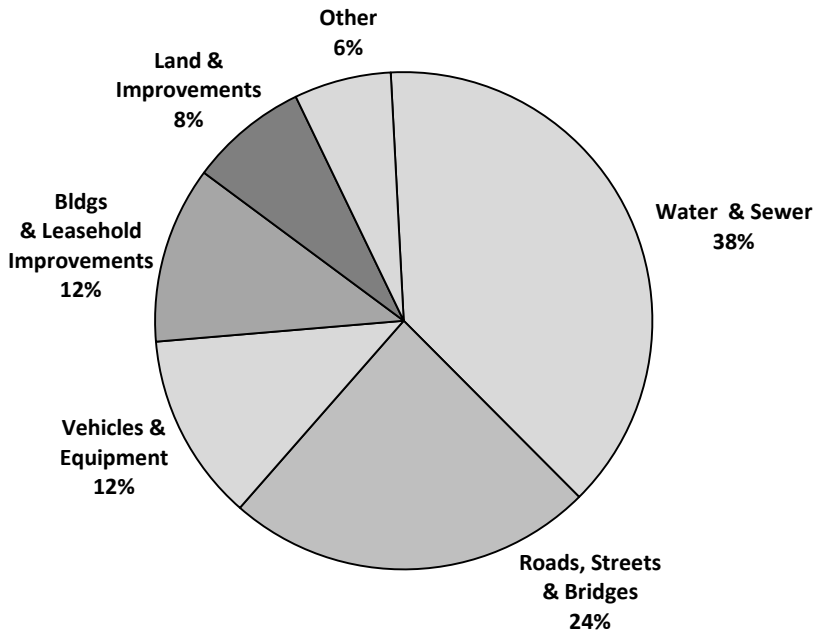


# 2014 COMPOSITION OF CONSOLIDATED TANGIBLE CAPITAL ASSETS BY MUNICIPAL TYPE

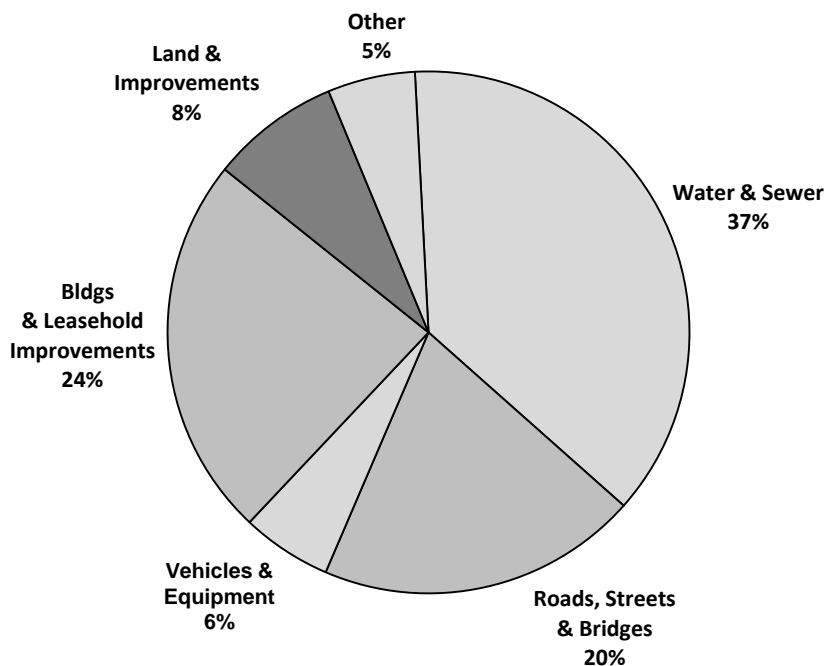
(Includes TCA of the Municipality and its Owned or Controlled Organizations)

## Rural Municipalities



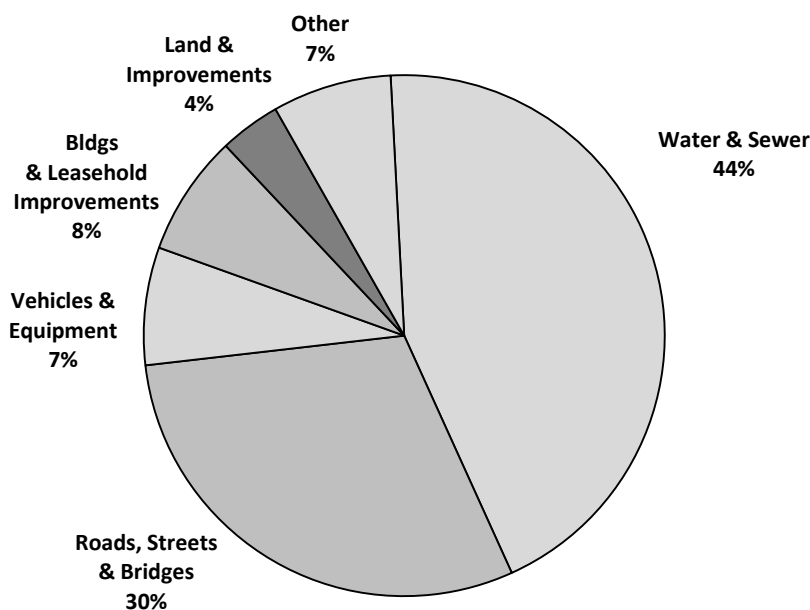
Tangible Capital Assets	Millions (\$)
Water & Sewer	440
Roads, Streets & Bridges	275
Vehicles & Equipment	140
Building & Leasehold Improvements	132
Land & Improvements	88
Other	72
<b>Total</b>	<b>1,147</b>

## Urban Municipalities (Excluding Winnipeg)



Tangible Capital Assets	Millions (\$)
Water & Sewer	545
Roads, Streets & Bridges	290
Vehicles & Equipment	81
Building & Leasehold Improvements	346
Land & Improvements	117
Other	79
<b>Total</b>	<b>1,458</b>

## City of Winnipeg



Tangible Capital Assets	Millions (\$)
Water & Sewer	2,575
Roads, Streets & Bridges	1,751
Vehicles & Equipment	427
Building & Leasehold Improvements	439
Land & Improvements	221
Other	432
<b>Total</b>	<b>5,845</b>

Note: Reflects TCA net book value for 193 of 197 municipalities where 2014 or 2013 audited financial information is available