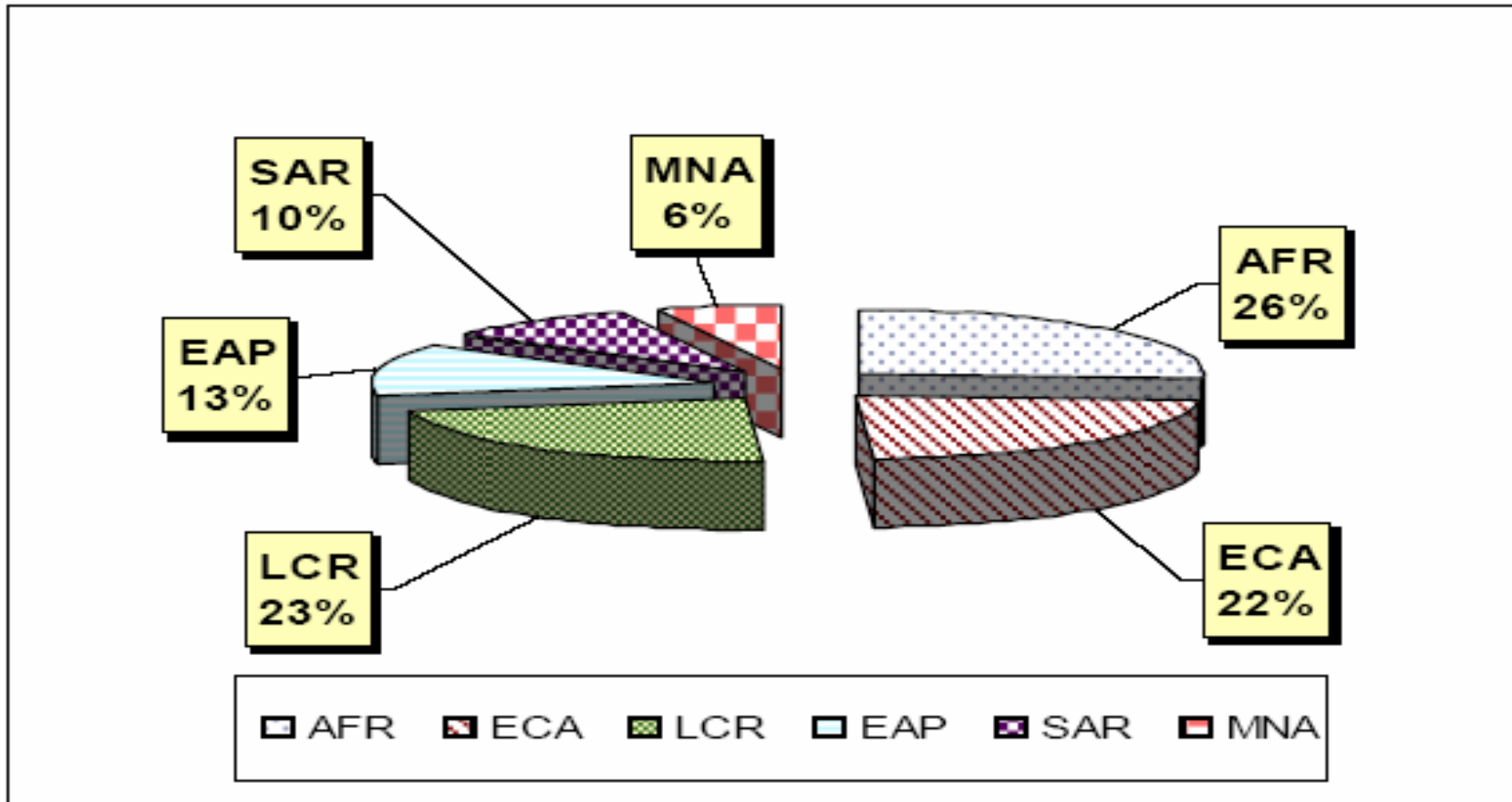


WORLD BANK TRENDS

- **François Pagé**, World Bank

FY06 Lending Volume by Region




FY06 Ten Largest IBRD/IDA Borrowers

Country	IBRD / IDA Commitment Amount (\$M)	Share of Total IBRD / IDA Commitments
Mexico	1,793	7.6%
Brazil	1,676	7.1%
Turkey	1,526	6.5%
Pakistan	1,498	6.4%
China	1,454	6.2%
India	1,416	6.0%
Argentina	785	3.3%
Egypt, Arab Rep	780	3.3%
Vietnam	768	3.3%
Tanzania	751	3.2%
Total	12,446	52.8%

Top Ten Supplier Countries by Major Bank-Financed Contracts, 2002 to 2006

	2002	2003	2004	2005	2006
	China	China	China	China	China
	India	India	India	India	India
	Brazil	Germany	Brazil	Argentina	Brazil
	France	UN Organizations	Lebanon	Egypt	Germany
	UN Organizations	Turkey	UN Organizations	UN Organizations	Russia
	Germany	Brazil	Argentina	France	France
	United Kingdom	Bangladesh	Germany	Germany	Denmark
	Vietnam	United Kingdom	France	Russia	Pakistan
	Russia	France	Mexico	Mexico	Turkey
	United States	United States	United Kingdom	Brazil	Vietnam
Percentage of Total	59	57	56	60	56

OPRC Cases by Contract Type, FY03-06



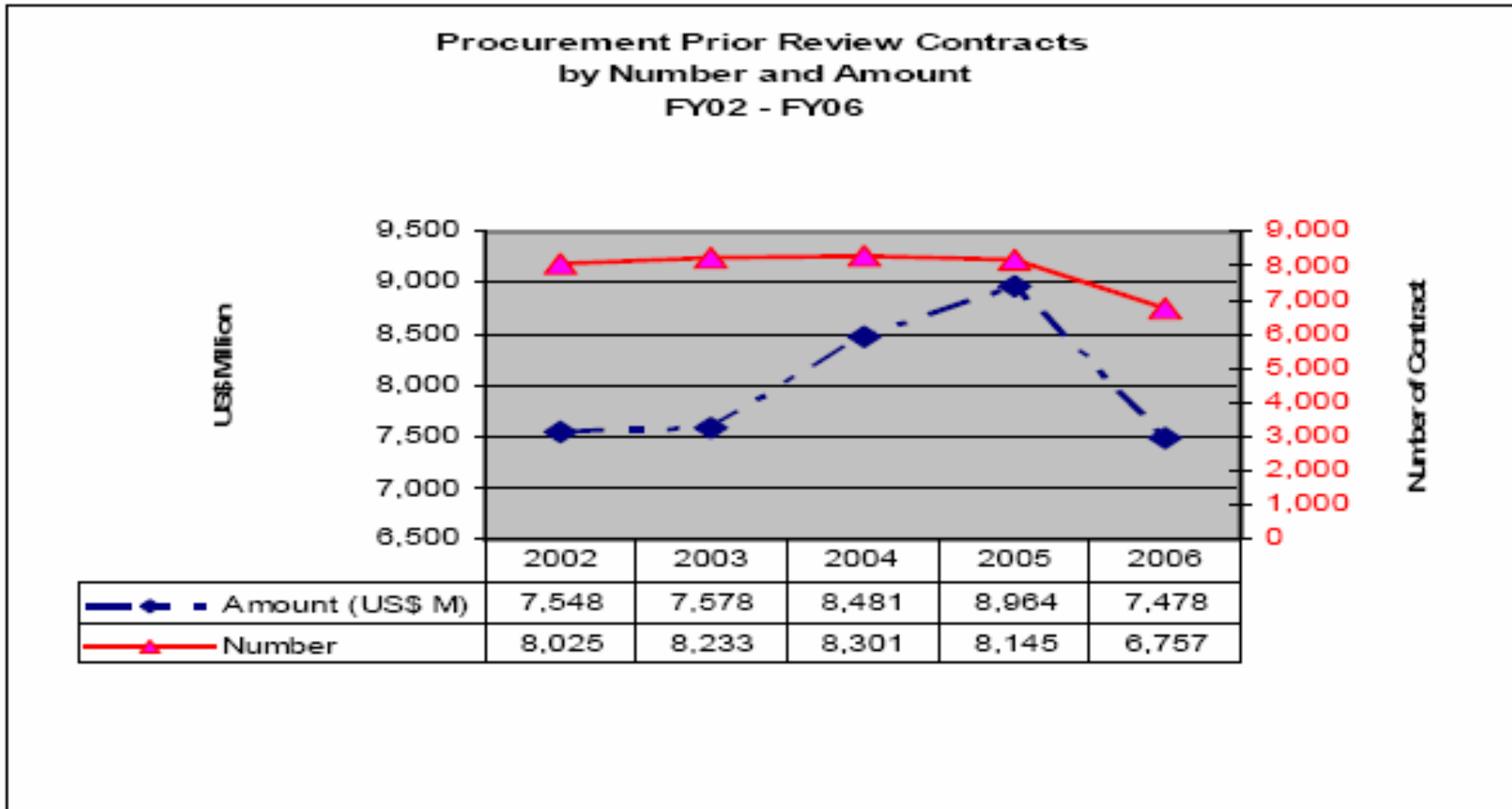
Procurement Decentralization Trends

Procurement Decentralization Indicators, FY04-06							
Decentralization Data	AFR	EAP	ECA	LCR	MNA	SAR	Bankwide
FY04 Decentralization Percentage	50	70	58	71	54	97	64
Active Projects	343	214	285	265	99	146	1,352
Delegated to COs	173	150	164	189	53	141	870
FY05 Decentralization Percentage	85	85	51	65	34	99	72
Active Projects	371	246	324	291	118	167	1,517
Delegated to COs	317	210	165	190	40	165	1,087
FY06 Decentralization Percentage	92	87	56	65	56	98	77
Active Projects	416	268	326	291	113	187	1,601
Delegated to COs	384	232	184	190	63	183	1,236

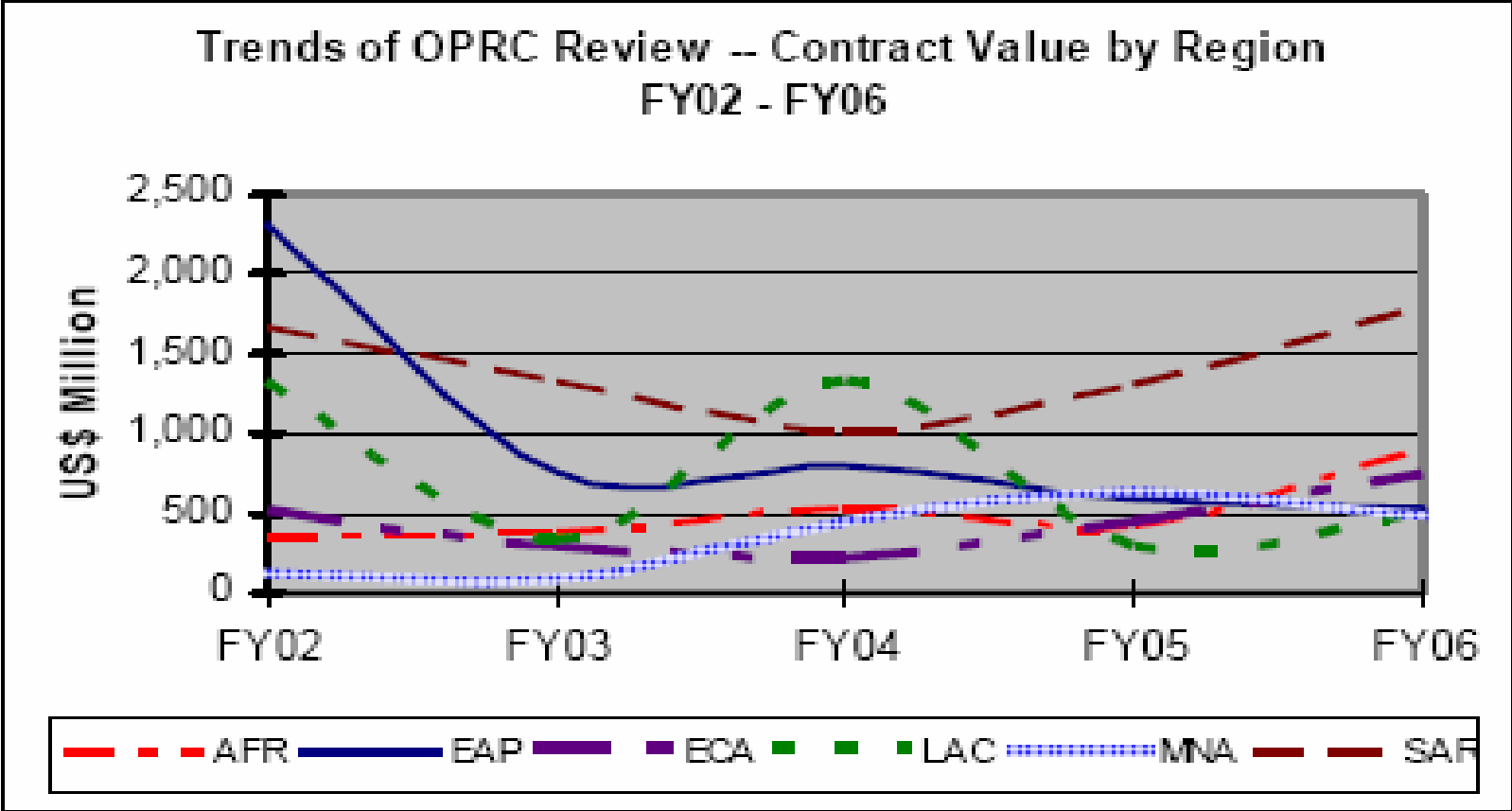
FY06 Prior Review Contracts by Region and Category

FY06 Prior Review Contracts by Region and Procurement Category								
Proc Categ \ Region	AFR	EAP	ECA	LCR	MNA	SAR	Bank-wide	%
Amount (US\$ Million)								
Civil Works	1,127	894	263	619	315	968	4,187	56%
Goods	338	339	687	138	320	250	2,071	28%
Services	9	1	35	32	5	1	83	1%
Consultant Services	358	134	305	172	59	108	1,137	15%
Total	1,833	1,368	1,290	961	699	1,328	7,478	100%
Number of Contract								
Civil Works	207	307	335	158	126	183	1,316	19%
Goods	522	432	534	270	175	204	2,136	32%
Services	17	8	45	52	1	3	126	2%
Consultant Services	956	380	725	736	165	216	3,178	47%
Total	1,702	1,127	1,639	1,216	467	606	6,757	100%

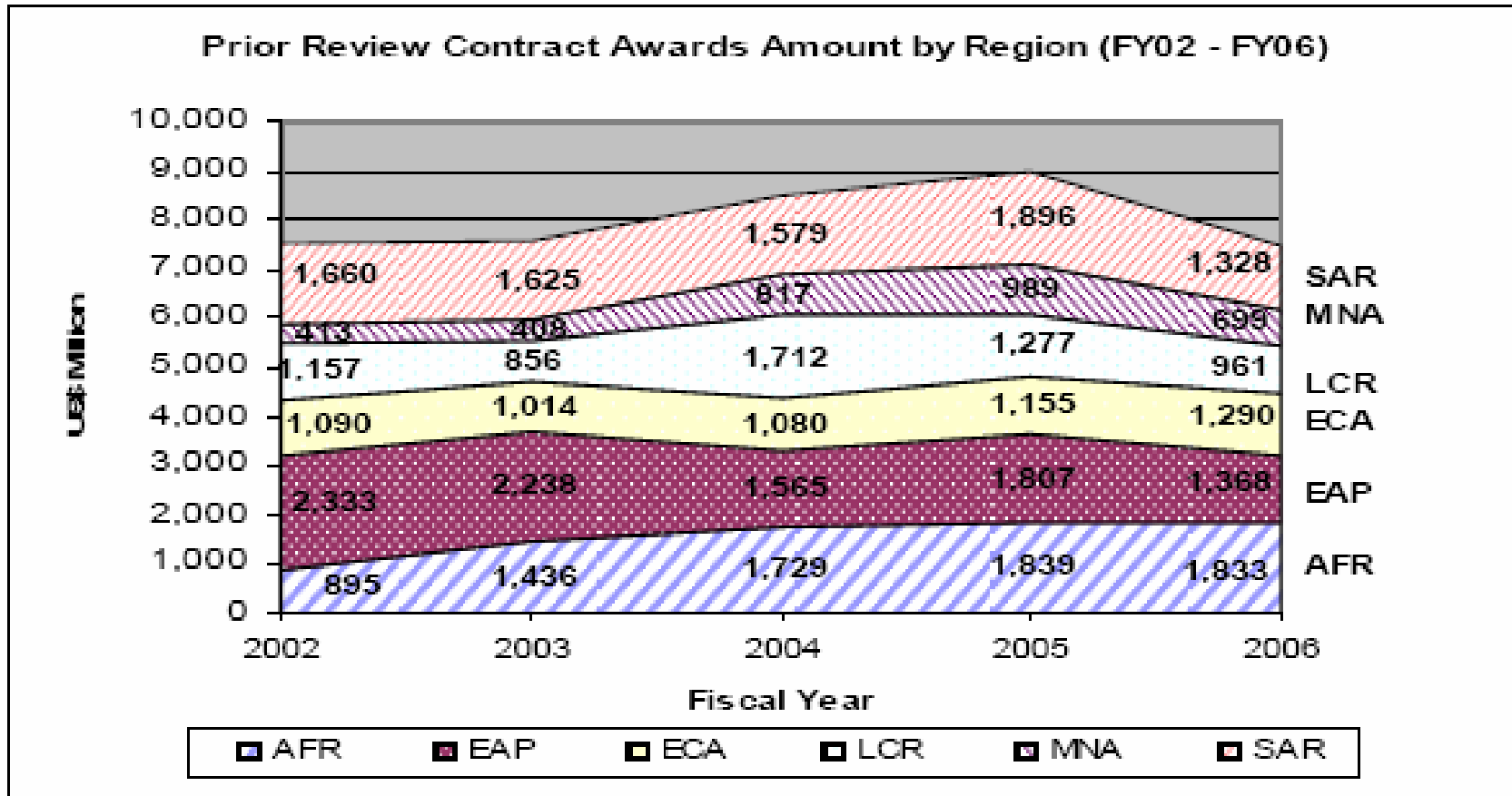
FY02-FY06 Bankwide Prior Review Contracts



FY02-06 Regional OPRC Review Trend



FY02-FY06 Prior Review Contract Awards by Region



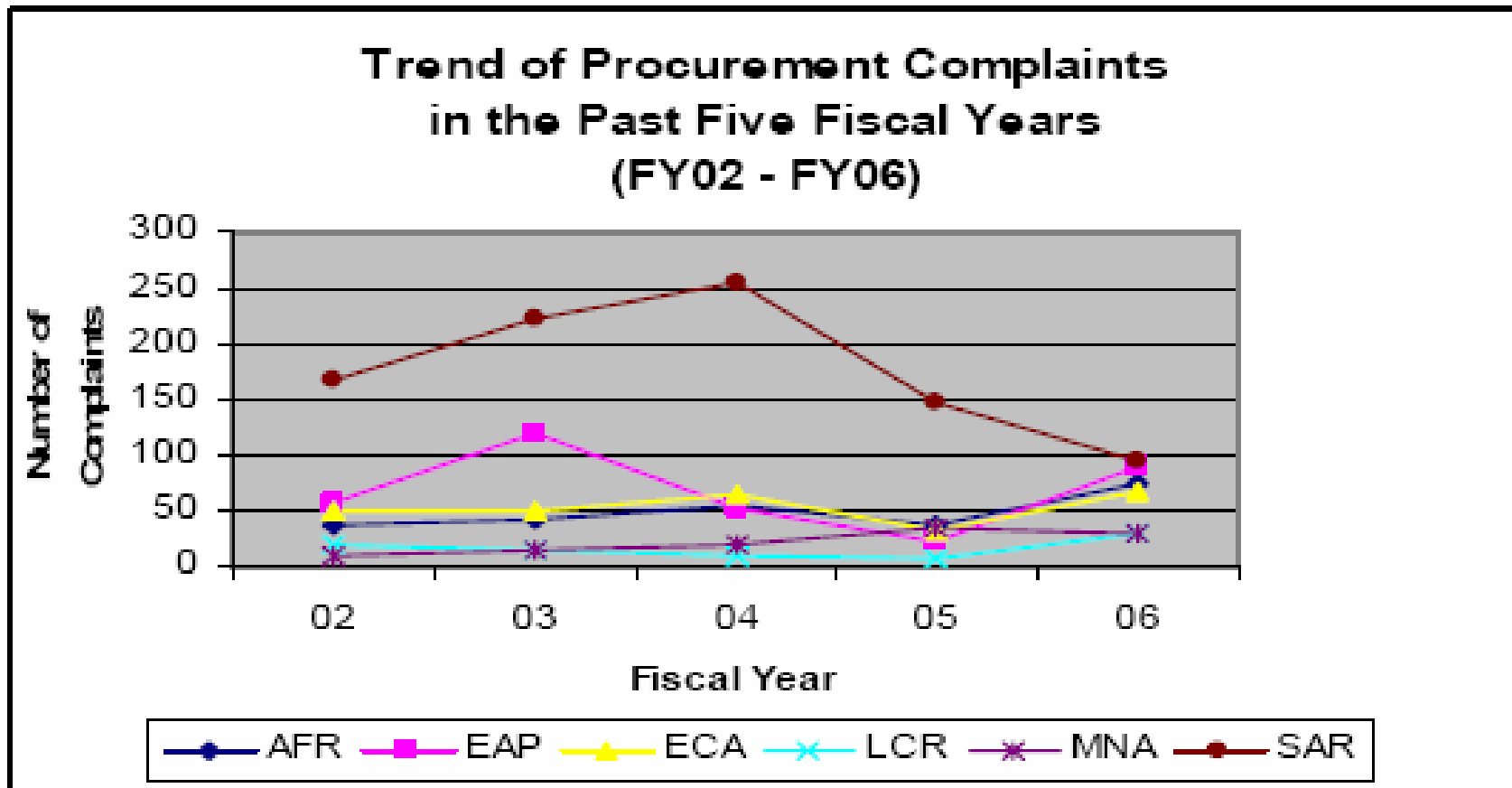
FY06 Procurement Post Review by Region

Procurement Post Review (Jul. 1, 2005 - Jun. 30, 2006)							
Item\Region	AFR	EAP	ECA	LCR	MNA	SAR ¹	Bankwide
Projects in Portfolio*	416	268	334	310	126	156	1484
Projects not subject to post review**	206	119	178	103	38	73	717
Projects Subject to post review	210	149	156	207	88	83	893
Projects post reviewed *** (accumulated)	166	81	116	203	47	80	693
Projects post reviewed (accumulated %)	79%	54%	74%	98%	53%	96%	78%
Notes * Total number of active projects in portfolio, including PE (IBRD&IDA), GEF, MT, SF, and TF if being post reviewed.							
** Projects 100% subject prior review, and projects with insufficient contracts for post review.							
*** Data including projects under independent procurement review.							
1. Data excludes Nepal and Sri Lanka due to the country conditions in which reviews could not be carried out.							

FY04-06 Misprocurement Trends

FY	No. of Countries	No. of Projects	No. of Contract	Contract Value (\$M)	How Identified
FY04	5	N/A	9	17.6 M	Complaints, Post Review
FY05	6	N/A	22	1.2 M	Post Review
FY06	9	24	153	71.0 M	Supervision, Prior Review, IPR, Complaints, Review, INT

FY02-06 Procurement Complaints Trend



Independent Procurement Review Trends, FY02-06

Comparison of Independent Procurement Review Coverage (FY02 -- FY06)					
Item \ Fiscal Year	FY02	FY03	FY04	FY05	FY06
Number of Countries in portfolio	133	133	133	129	125
Number of Countries reviewed	15	17	14	14	24
Number of projects reviewed	94	83	45	50	70
Number of contracts reviewed	1485	1563	n/a	n/a	1385
Coverage (Percentage of number of reviewed country by number of country in portfolio)	11%	13%	11%	11%	19%

Procurement Post-Review Trends by Region, FY02-06

Percentage of Procurement Post Review							
<i>FY02 - FY06</i>							
FYRegion	AFR	EAP	ECA	LCR	MNA	SAR	Bank-wide
FY02	45%	75%	74%	45%	50%	65%	57%
FY03	49%	88%	59%	33%	25%	63%	53%
FY04	53%	88%	79%	62%	57%	37%	63%
FY05	41%	86%	93%	47%	54%	36%	60%
FY06	79%	54%	74%	98%	53%	96%	78%

Misprocurement Declared (July 1, 2005 – June 30, 2006)

Region	Country	Project Name	No. of Contract	Contract Value (USD equivalent)	How Identified*
AFR	Madagascar	Transport Sector Reform and Rehabilitation	4	\$131,150	IPR
	Madagascar	Rural Transport Project	5	\$134,951	IPR
	Madagascar	Transport Infrastructure Investment Project	3	\$58,000	IPR
Rwanda	Rwanda	Human Resources Development Credit	21	\$1,557,049	Post Review and Supervision
	Rwanda	Competitiveness and Enterprise Development Project	2	\$120,045	IPR
EAP	Cambodia	Rural Investment and Local Governance	6	\$36,853	Post Review
	Cambodia	Forest Concession Management and Control Pilot Project	1	\$147,168	Complaint/ INT Investigation
	Cambodia	Flood Emergency Rehabilitation	9	\$2,083,855	Review, INT Investigation
	Cambodia	Provincial and Peri-Urban Water and Sanitation	7	\$1,849,248	Review, INT Investigation
	Cambodia	Land Management and Administration	17	\$761,799	Review, INT Investigation
	Cambodia	Provincial and Rural Infrastructure	6	\$5,638,913	Review, INT Investigation
	Cambodia	Agriculture Productivity Improvement	4	\$1,846,474	Review, INT Investigation
	Indonesia	Sumatra Region Roads Project	32	\$6,216,542	Post Review
	Indonesia	Proposed Strategic Road Infrastructure	1	\$2,046,156	Complaint/ INT Investigation
Indonesia	TF52415	1	\$1,124,594	Complaint/ INT Investigation	
Indonesia	EIRTP (LN4643)	2	\$3,137,913	INT	
ECA	Poland	Poland: Hard Coal Mine Closure Project	1	\$4,533,901	Supervision
LCR	Nicaragua	Rural Electrification	1	\$2,050,500	Supervision
MNA		No misprocurement	n/a	n/a	n/a
SAR	Bangladesh	Municipal Service Project	8	\$500,776	IPR
	Bangladesh	Municipal Service Project	1	\$172,569	Prior Review of Bid evaluation report
	Bangladesh	Private Sector Infra. Dev. Project	14	\$36,400,000	Prior review following complaint and INT investigation.
	Bangladesh	Health & Population Program Project	3	\$38,275	IPR
	Bangladesh	National Nutrition Project	3	\$311,060	Government Audit & Bank Review
	SriLanka	Tsunbamani Emergency Reconstruction Project	1	\$150,000	Post review
Total	9	24	153	\$71,047,791	

FY06 Complaints by Nature and Rank

Nature of Complaints	Number of Cases	Percent of Total
Qualification of Other Firm	47	12
Disqualification of Bid	43	11
Application of Evaluation Criteria	41	11
Allegation of Fraud and Corruption	37	10
Quality of Bidding Document	32	8
Technical Evaluation	31	8
Irregularity before Bid Opening	19	5
Payment	19	5
Combined Financial and Technical Rating	17	4
Contract Administration	17	4
Eligibility	9	2
Irregularity in the evaluation/selection process	9	2
Prequalification	8	2
Short List	7	2
Bid Security	5	1
Late Bid Submission	4	1
Own qualification issue	4	1
Cancellation of tender	4	1
Disagree with evaluation result	4	1
Conflict of interest	3	1
Irregularity in contract award	3	1
non-complaint	2	1
Domestic Preference	2	1
Issue involving Bank staff	1	0
Irregularity in the procurement procedure	1	0
Other	3	1
unclear explanation	16	5
Total	388	100

FY06 Complaints Resolution

Resolution	Number of Cases	Percent of Total
Bank Upheld Borrower's Decision	115	30
Complaint Invalidated	60	15
Bank Validated Complaint – Borrower Agreed	34	9
Complaint Dropped by Complainant	26	7
Case forwarded to INT	19	5
Case Inactivated	12	3
Cancellation	10	3
Re-bidding	10	3
Contract administration	3	1
Bank Validated Complaint – Borrower Disagreed	2	1
Bank Validated Complaint – No response from the Borrower	1	0
Case was re-opened	1	0
Contract Terminated	1	0
Non-complaint	1	0
Payment Issue Resolved	1	0
Post review contract*	21	5
Other	23	5
Pending cases	48	12
Total	388	100

*SAR did not record the resolution of complaints related to post review

FY06 Complaints Forwarded to INT

Complaints Forwarded to INT in FY06	
Borrower Country	Number
India	8
Vietnam	3
China	2
Nigeria	2
Bangladesh	1
Cameroon	1
Chad	1
El Salvador	1
Total	19

Procurement ESW Report Delivered in FY06

Region	Country	Project Name	Report Type	Date Delivered to Client
AFR	Guinea-Bissau	GW-CFAA (FY06)	Country Financial Accountability Assessment (CFAA)	29-Jun-06
ECA	Kazakhstan	PEIR/CPAR & FLWP (JERP)	Integrative Fiduciary Assessment (IFA)	30-Nov-05
LCR	Mexico	State Level.-Improve. Fiscal Transport & Admin. Performance	Integrative Fiduciary Assessment (IFA)	31-Mar-06
	Panama	PANAMA CFAA/CPAR (joint)	Integrative Fiduciary Assessment (IFA)	31-Mar-06
	Uruguay	UY CPAR	Country Procurement Assessment (CPAR)	30-Dec-05
MNA	Lebanon	Lebanon OPR	Operation Procurement Review	19-Jun-06
SAR	Afghanistan	AF Public Finance Management Review	Integrative Fiduciary Assessment (IFA)	28-Nov-05
	Bangladesh	Bangladesh Public Expenditure Policy Notes	PFM	23-Jun-06
	India	India – Rajasthan FAA	FAA	16-Dec-05

Procurement Resources by Region and Location, FY04-06

Procurement Staffing by Appointment Type						
Fiscal Year	FY04		FY05		FY06	
Region\Location	CO Appt	HQ Appt	CO Appt	HQ Appt	CO Appt	HQ Appt
AFR	29	18	28	17	31	16
EAP	23	9	27	11	26	12
ECA	13	27	13	24	13	22
LCR	8	21	10	16	9	14
LEG	-	2	-	2	-	2
MNA	2	10	5	10	5	10
OPC	-	12	-	12	-	10
SAR	16	3	18	4	19	6
Total	91	102	101	96	103	92
Grant Total	193		197		195	

Procurement Staff Trends by Location

