

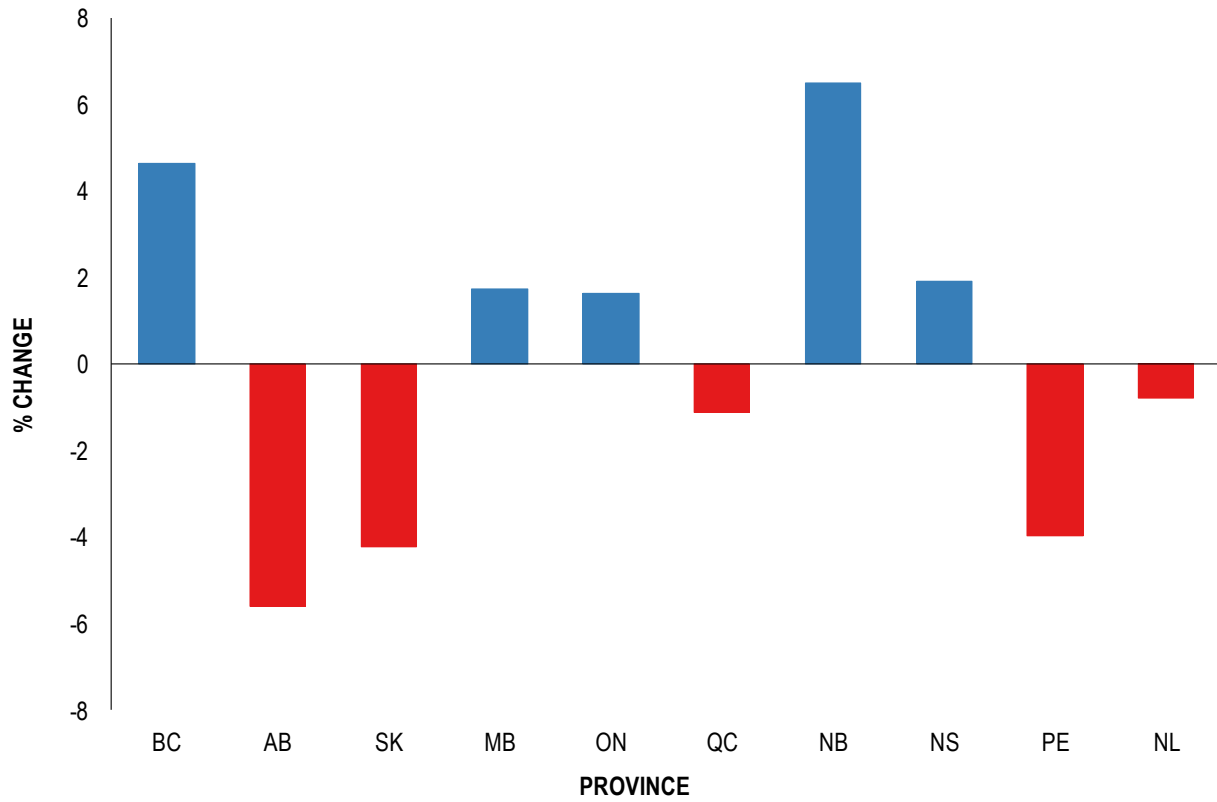
MANITOBA MARKETS

Farm Cash Receipts (Jan-Sep) 2018



- Manitoba farm cash receipts for the first three quarters (from January to September) of 2018 were estimated at \$5.06 billion, compared to \$4.97 billion for the same period in 2017. This 1.7% increase for Manitoba was the best among the Prairie Provinces. In comparison, the national farm cash receipts for the first nine months of 2018 declined by 1.6% compared to the same period of 2017.
- Manitoba's share of Canada's farm cash receipts increased from 10.8% in 2017 to 11.2% in 2018 for the first three quarters.
- Crop receipts for the first three quarters of 2018 are estimated at \$3.30 billion, up 3.6% from the same period of 2017. The growth was driven mainly by increasing soybean and corn sales. Soybean receipts were up 18.3% to \$502 million. Corn showed the second-largest increase of 13.7% to \$90 million. Canola edged out another 1.9% increase to \$1.05 billion. Wheat notched a 0.7% gain to generate \$838 million. Barley made a strong showing, up 6.3% to \$49 million. However, oat receipts were down 11.3% to \$891 million. Much of the receipts for the first three quarters of 2018 are attributed to the record 2017 crop, but the early harvest and early shipping of the 2018 crop also boosted the third quarter.
- Overall, the 2018 crop scored well with yields and quality both above average in general, despite extreme dryness and heat throughout the growing season and untimely precipitation for the last portion of the harvest. The fourth quarter has been steady for shipments to date as well, even though prices are tending towards slightly weaker. It is expected that total crop receipts for 2018 will match or possibly beat last year's record by a small margin.
- Livestock receipts for the first nine months of 2018 are estimated at \$1.65 billion, similar to those for the same period last year. Cattle and calves receipts increased by 12.4%, driven by strong cow marketings (up 15%) at heavier weights though lower prices. Poor pastures and costly feed supplies were largely responsible for the increased marketings of cattle and calves. Cash receipts for dairy (or unprocessed milk from bovines) were up 7.9% due to increased marketings, even though the prices were slightly lower. Poultry receipts were up 3.5% due to increases in both prices and marketings. Lamb receipts were up 7.1% also due to higher prices and higher marketings. However, hog receipts came in significantly lower (8.9%) than last year, as a result of lower hog prices and fewer marketings for processing and export. The porcine epidemic diarrhea (PED) virus had a significant effect on marketings in 2018.
- Program payments were \$104 million for the first nine months of 2018, down from \$131 million for the same period in 2017, and the lowest since 1998.

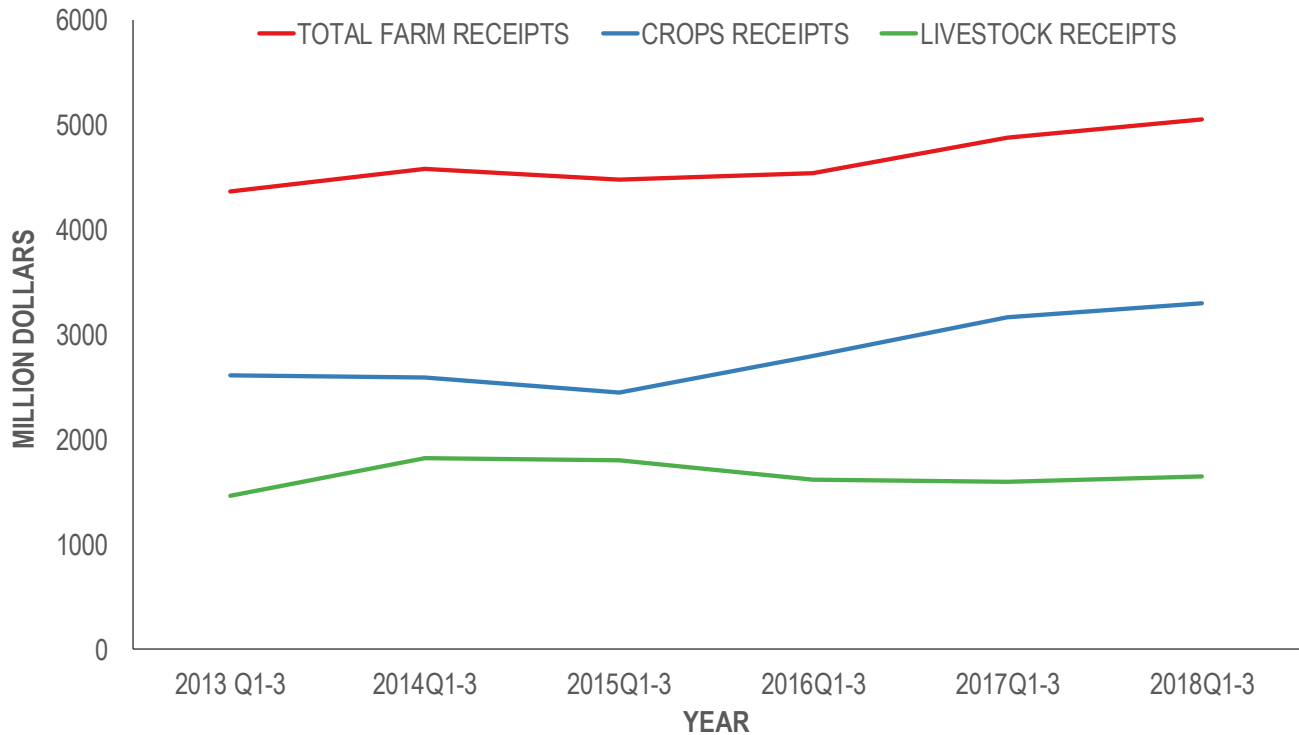
CHANGES IN FARM CASH RECEIPTS (JAN-SEP) 2017-2018



Source: Statistics Canada, Table 32-10-0046-01

Manitoba Agriculture, Foresight and Analysis, 2018-12-07

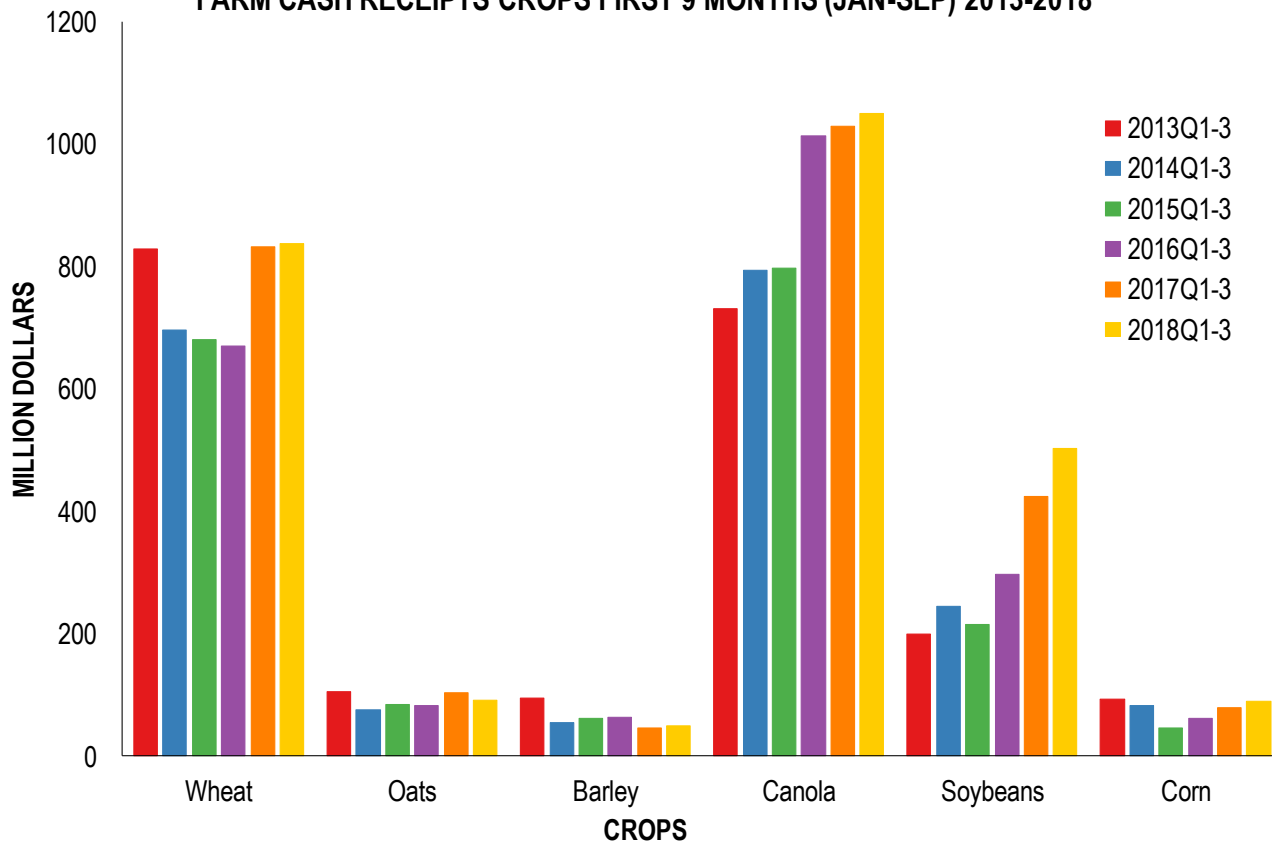
FARM CASH RECEIPTS FIRST 9 MONTHS (JAN-SEP) 2013-2018



Source: Statistics Canada, Table 32-10-0046-01

Manitoba Agriculture, Foresight and Analysis, 2018-12-01

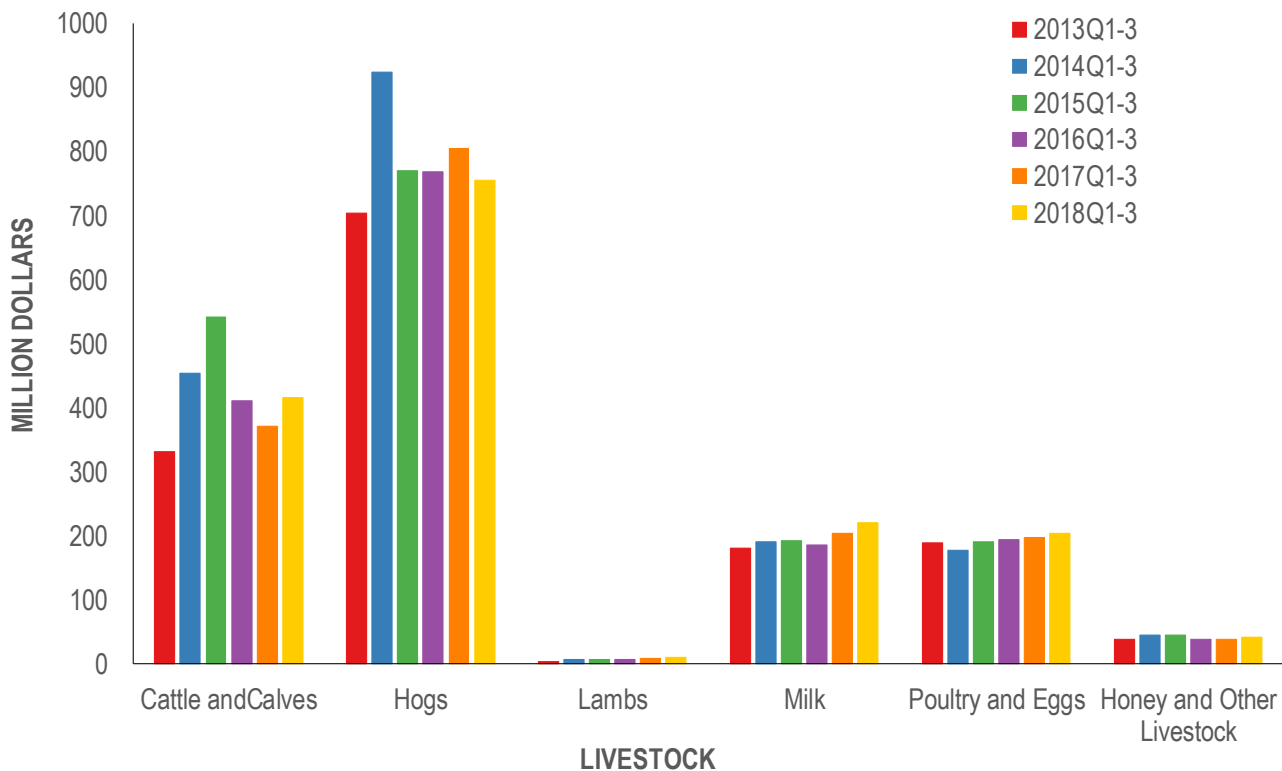
FARM CASH RECEIPTS CROPS FIRST 9 MONTHS (JAN-SEP) 2013-2018



Source: Statistics Canada, Table 32-10-0046-01

Manitoba Agriculture, Foresight and Analysis, 2018-01-03

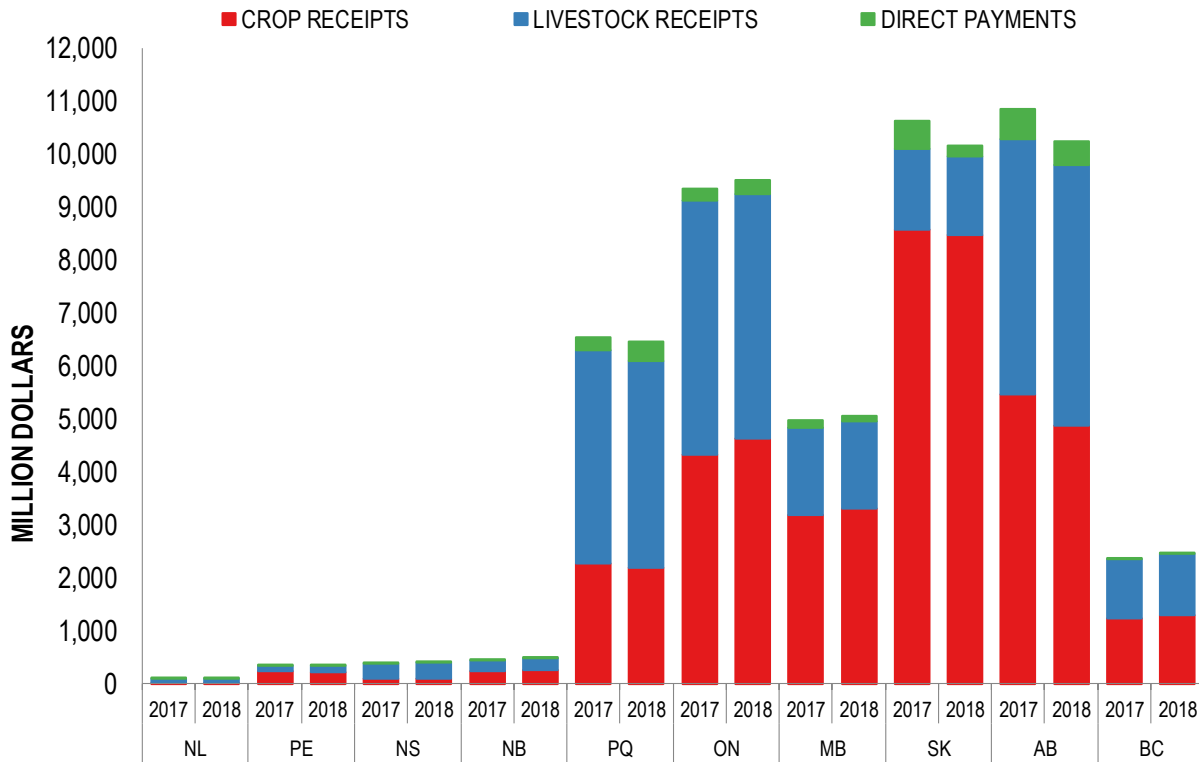
FARM CASH RECEIPTS LIVESTOCK FIRST 9 MONTHS (JAN -SEP) 2013-2018



Source: Statistics Canada, Table 32-10-0046-01

Manitoba Agriculture, Foresight and Analysis, 2018-01-03

FARM CASH RECEIPTS FIRST 9 MONTHS (JAN-SEP) 2017-2018



Source: Statistics Canada, Table 32-10-0046-01

Manitoba Agriculture, Foresight and Analysis, 2018-11-30

Contact us

- Go to manitoba.ca/agriculture and click on [Markets and Statistics](#)
- Email us at industryintelligence@gov.mb.ca
- Call us at 204-945-3503
- Follow us on Twitter @MBGovAg

