

# Hog Prices



February 2, 2021

For definitions of how data is collected and calculated, please see

<https://www.gov.mb.ca/agriculture/markets-and-statistics/livestock-statistics/pubs/hog-price-report-definitions-and-methodology.pdf>

## Exchange rates (Monday close)

1 US \$ = C \$1.2824

1 EURO = C \$1.5487

1 Yen = C \$0.0122

<https://www.bankofcanada.ca/rates/exchange/daily-exchange-rates/>

## Manitoba Weighted Average Carcass Prices (including premiums and discounts)

### All In Weights C\$/100 kg

Week	Week ending date	2021	2020	Change from Previous Week	Change from Previous Year
1	2021-01-08	171.07	162.55	6.7%	5.2%
2	2021-01-15	174.85	163.26	2.2%	7.1%
3	2021-01-22	175.65	164.96	0.5%	6.5%
4	2021-01-29	177.47	167.36	1.0%	6.0%
Four week average		174.76	164.53	-	6.2%

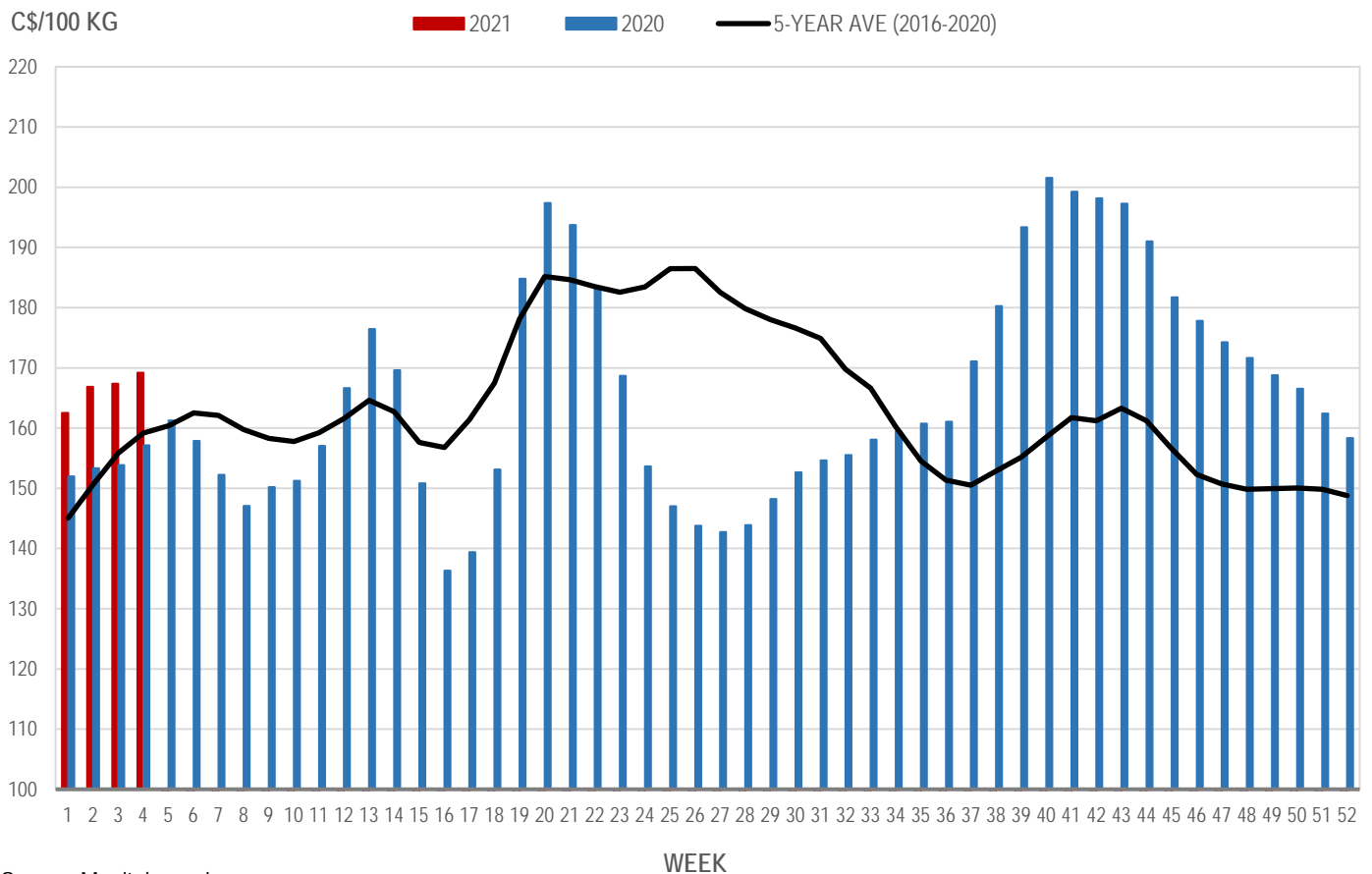
Source: Manitoba major processors.

## Index 100, C\$/100 kg

Week	Week ending date	2021	2020	Change from Previous Week	Change from Previous Year
1	2021-01-08	162.49	151.98	7.6%	6.9%
2	2021-01-15	166.83	153.31	2.7%	8.8%
3	2021-01-22	167.37	153.85	0.3%	8.8%
4	2021-01-29	169.21	157.15	1.1%	7.7%
Four week average		166.47	154.07	-	8.1%

Source: Manitoba major processors.

### MANITOBA WEIGHTED AVERAGE INDEX 100 HOG PRICES WEEKLY



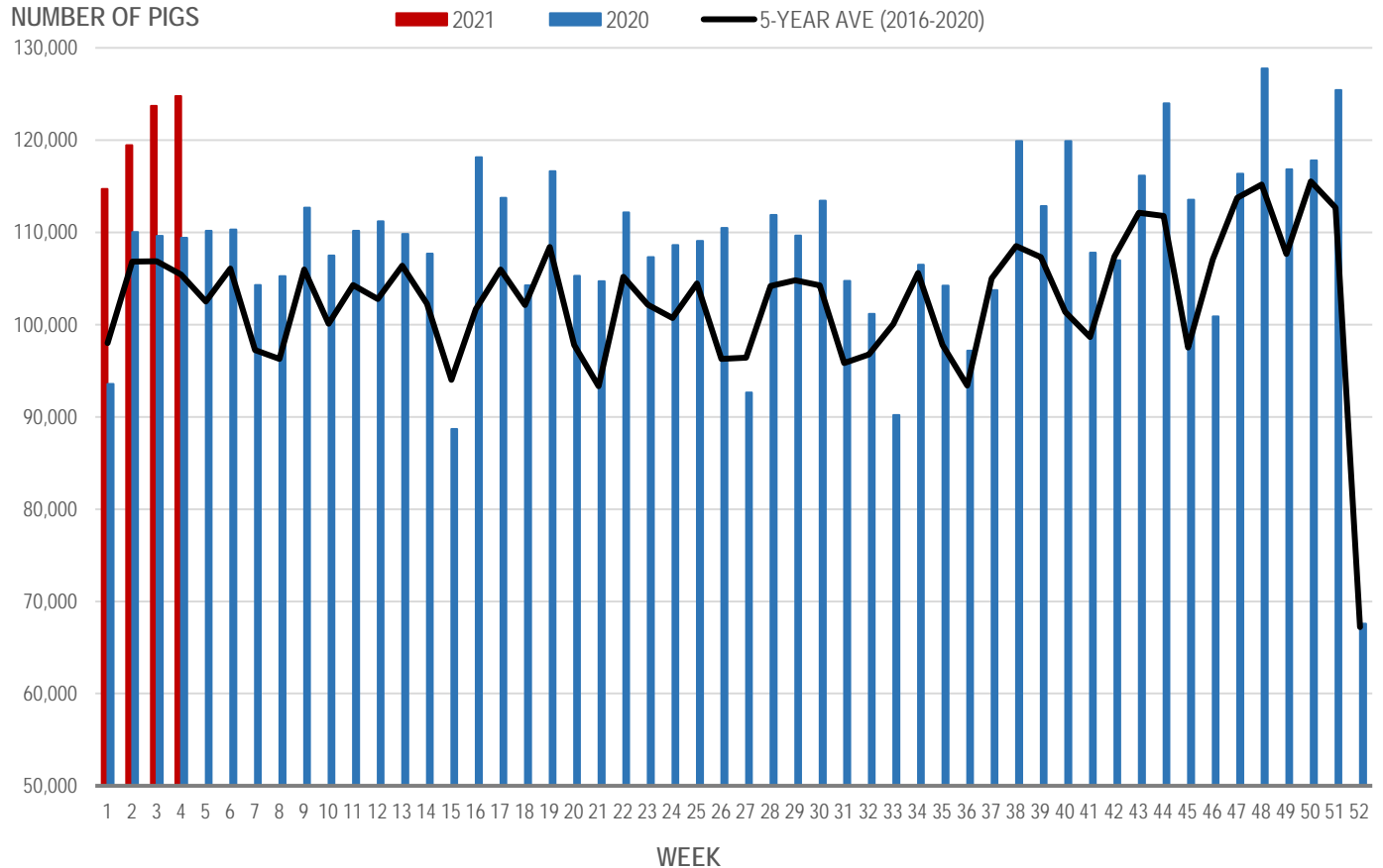
Source: Manitoba major processors

## Number of Pigs Processed by Major Processors

Week	Week ending date	2021	2020	Change from Previous Week	Change from Previous Year
1	2021-01-08	114704	93556	44.7%	22.6%
2	2021-01-15	119446	110015	4.1%	8.6%
3	2021-01-22	123702	109618	3.6%	12.8%
4	2021-01-29	124767	109401	0.9%	14.0%
Four week average		120655	105648	-	14.2%

Source: Manitoba major processors.

### NUMBER OF PIGS PROCESSED BY MAJOR PROCESSORS WEEKLY



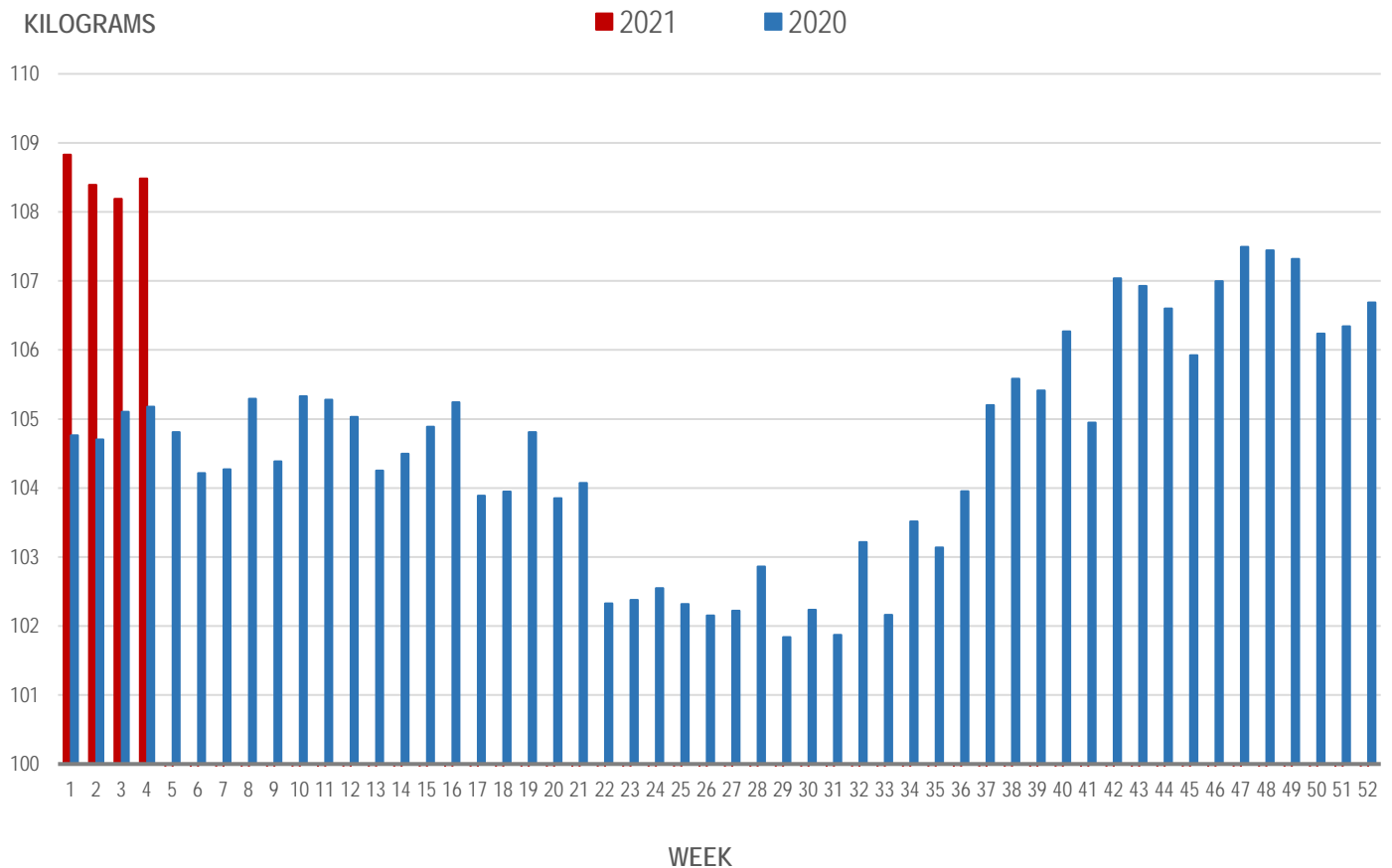
Source: Manitoba major processors

## Average Weight of Hogs Processed by Major Processors, Kg

Week	Week ending date	2021	2020	Change from Previous Week	Change from Previous Year
1	2021-01-08	108.83	104.76	1.6%	3.9%
2	2021-01-15	108.39	104.70	-0.4%	3.5%
3	2021-01-22	108.19	105.11	-0.2%	2.9%
4	2021-01-29	108.48	105.18	0.3%	3.1%
Four week average		108.47	104.94	-	3.4%

Source: Manitoba major processors.

### AVERAGE WEIGHT OF HOGS PROCESSED BY MAJOR PROCESSORS WEEKLY



Source: Manitoba major processors

### CME LEAN HOG FUTURES PRICES, US\$/lb - Friday

	Close Price, US\$	Price change from previous week, US\$
Feb 2021	69.80	-0.83
Apr 2021	76.65	0.03
May 2021	80.98	-0.25
Jun 2021	87.30	-0.20
July 2021	87.55	-0.33
Aug 2021	86.98	-0.40
Oct 2021	74.98	-0.33
Dec 2021	69.15	-0.25
Feb 2022	72.55	-0.08
Apr 2022	75.65	-0.42
May 2022	79.65	0.13

Source:CME

### CME PORK CUTOUT FUTURES PRICES, US\$/lb - Friday

	Close Price, US\$	Price change from previous week, US\$
Feb 2021	82.55	-0.33
Apr 2021	84.80	1.22
May 2021	88.50	0.95
Jun 2021	92.63	1.33
July 2021	94.23	1.22
Aug 2021	93.48	0.77
Oct 2021	84.50	0.30
Dec 2021	80.23	0.13
Feb 2022	79.85	0.13
Apr 2022	82.45	0.13
May 2022	82.70	0.13

Source:CME

### MAPLE LEAF Sig #4 - Contract Prices Top of Range

	Sig #4 Price C\$/100 kg	Price change from previous week, C\$
Mar 2021	164.85	0.60
Apr 2021	172.18	0.66
May 2021	182.14	1.57
June 2021	192.16	1.65
July 2021	192.62	1.66
Aug 2021	194.52	3.43
Sep 2021	176.47	3.53
Oct 2021	167.82	3.37
Nov 2021	161.67	NA

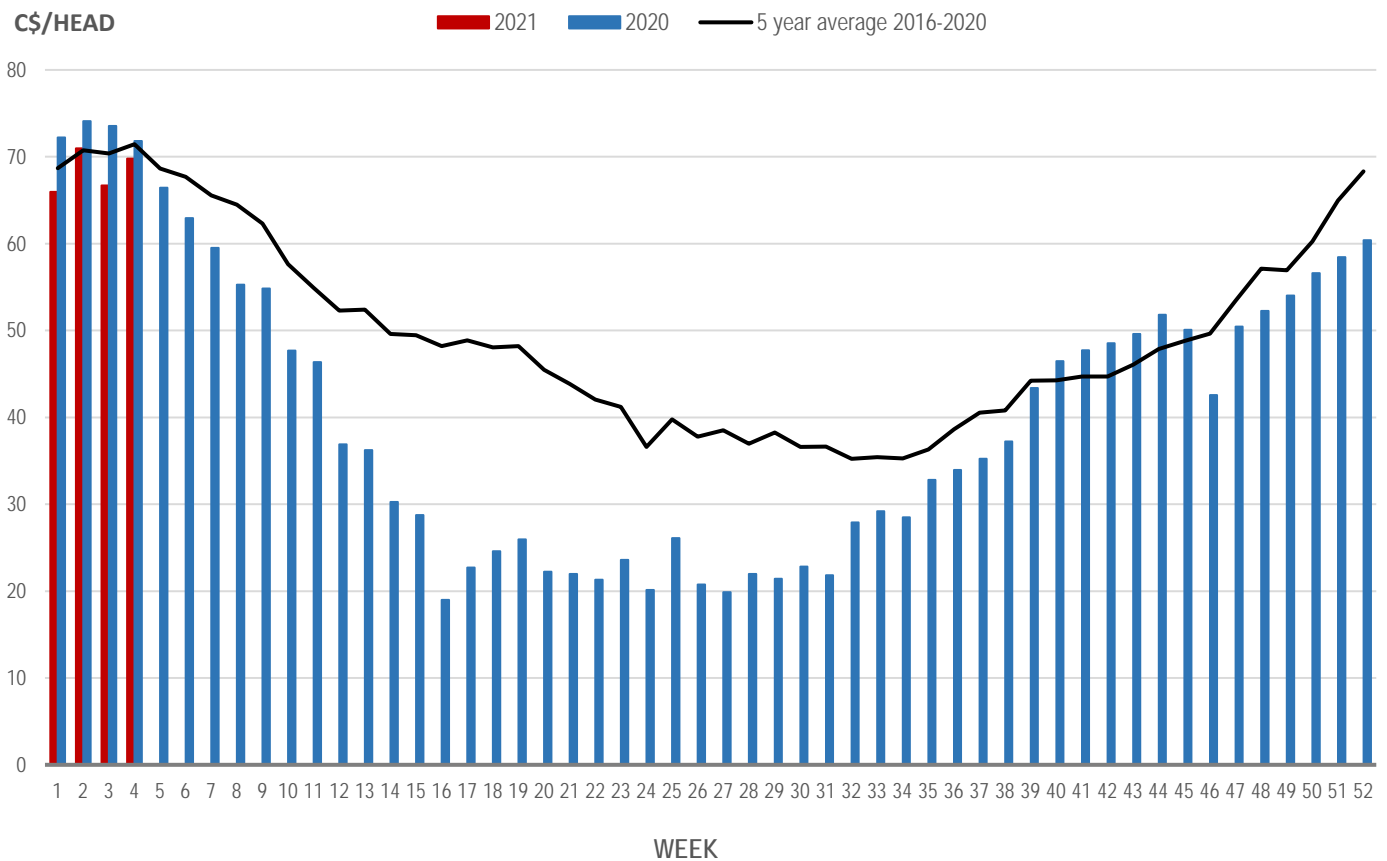
Source: HAMs Marketing

## Weaning Pigs (U.S. Total Composite Weighted Average Price per Head)

	Formula and Cash Low, US\$/Head	Formula and Cash High, US\$/Head	Wtd Avg Price, US\$/Head	Wtd Avg Price, C\$/Head
Early Weaned (10-12 lb)	39.12	65.00	54.41	69.78
Feeder Pigs (40 lb)	66.00	70.00	67.76	86.90

Source: USDA, AMS

## EARLY WEANED PIGS (U.S. TOTAL COMPOSITE WEIGHTED AVERAGE PRICE PER HEAD) WEEKLY



Source: USDA, AMS

### Contact us

Go to [manitoba.ca/agriculture](http://manitoba.ca/agriculture) and click on Markets and Statistics

Email us at [industryintelligence@gov.mb.ca](mailto:industryintelligence@gov.mb.ca)

Follow us on Twitter @MBGovAg