

Hog Prices



February 9, 2021

For definitions of how data is collected and calculated, please see

<https://www.gov.mb.ca/agriculture/markets-and-statistics/livestock-statistics/pubs/hog-price-report-definitions-and-methodology.pdf>

Exchange rates (Monday close)

1 US \$ = C \$1.2753

1 EURO = C \$1.5363

1 Yen = C \$0.0121

<https://www.bankofcanada.ca/rates/exchange/daily-exchange-rates/>

Manitoba Weighted Average Carcass Prices (including premiums and discounts)

All In Weights C\$/100 kg

Week	Week ending date	2021	2020	Change from Previous Week	Change from Previous Year
2	2021-01-15	174.85	163.26	2.2%	7.1%
3	2021-01-22	175.65	164.96	0.5%	6.5%
4	2021-01-29	177.47	167.36	1.0%	6.0%
5	2021-02-05	183.77	171.96	3.6%	6.9%
Four week average		177.94	166.89	-	6.6%

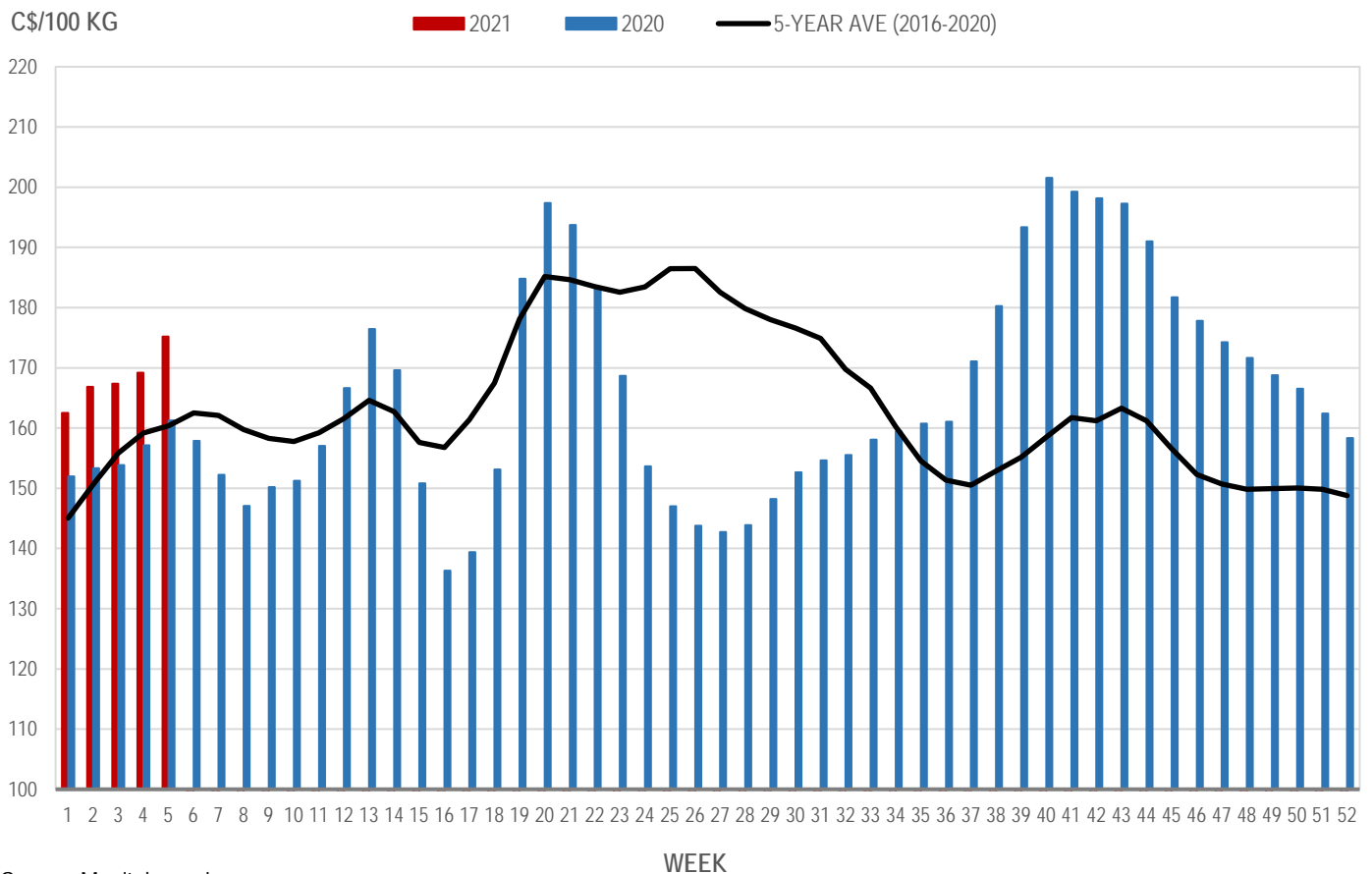
Source: Manitoba major processors.

Index 100, C\$/100 kg

Week	Week ending date	2021	2020	Change from Previous Week	Change from Previous Year
2	2021-01-15	166.83	153.31	2.7%	8.8%
3	2021-01-22	167.37	153.85	0.3%	8.8%
4	2021-01-29	169.21	157.15	1.1%	7.7%
5	2021-02-05	175.19	161.25	3.5%	8.6%
Four week average		169.65	156.39	-	8.5%

Source: Manitoba major processors.

MANITOBA WEIGHTED AVERAGE INDEX 100 HOG PRICES WEEKLY



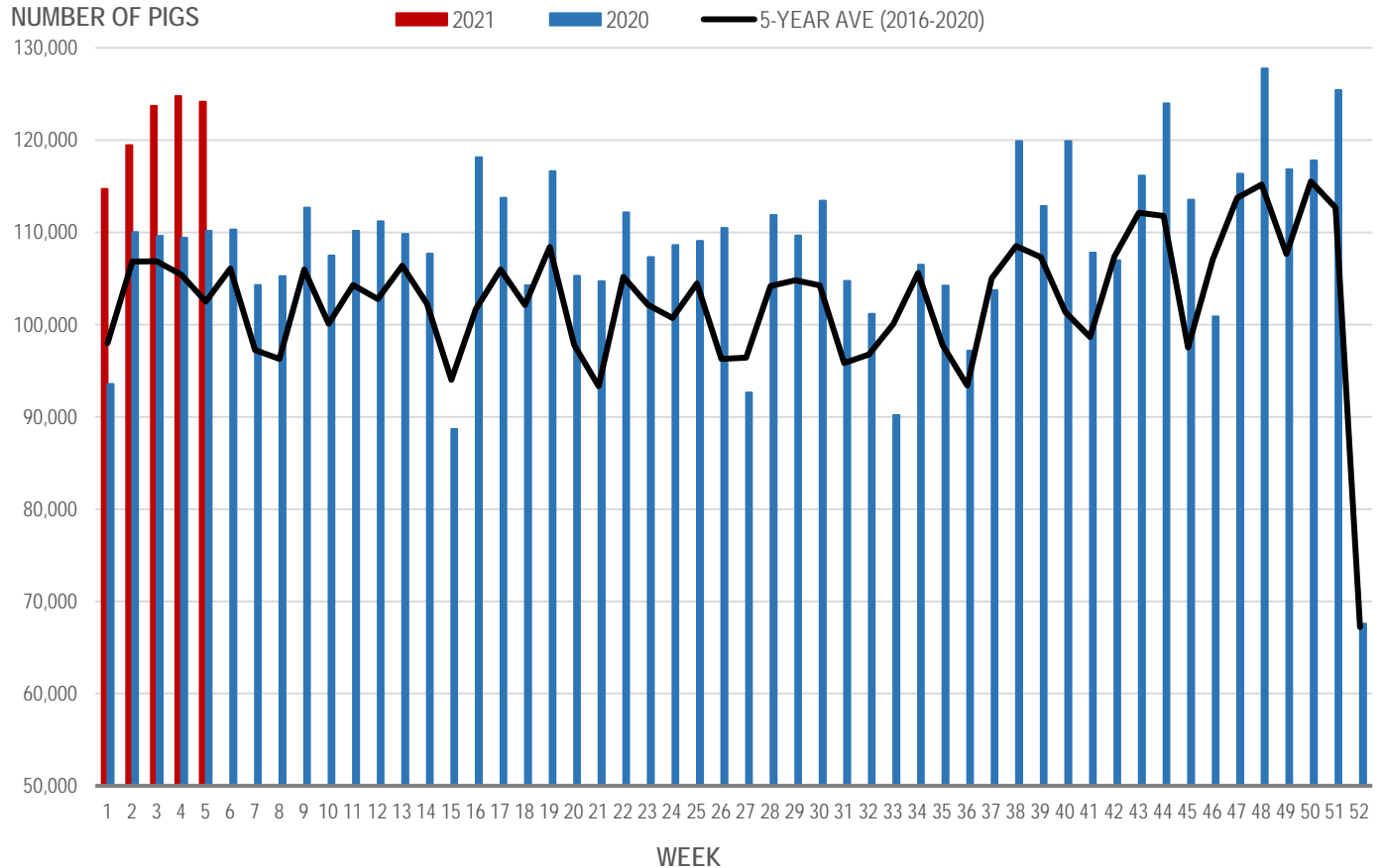
Source: Manitoba major processors

Number of Pigs Processed by Major Processors

Week	Week ending date	2021	2020	Change from Previous Week	Change from Previous Year
2	2021-01-15	119446	110015	4.1%	8.6%
3	2021-01-22	123702	109618	3.6%	12.8%
4	2021-01-29	124767	109401	0.9%	14.0%
5	2021-02-05	124148	110166	-0.5%	12.7%
Four week average		123016	109800	-	12.0%

Source: Manitoba major processors.

NUMBER OF PIGS PROCESSED BY MAJOR PROCESSORS WEEKLY



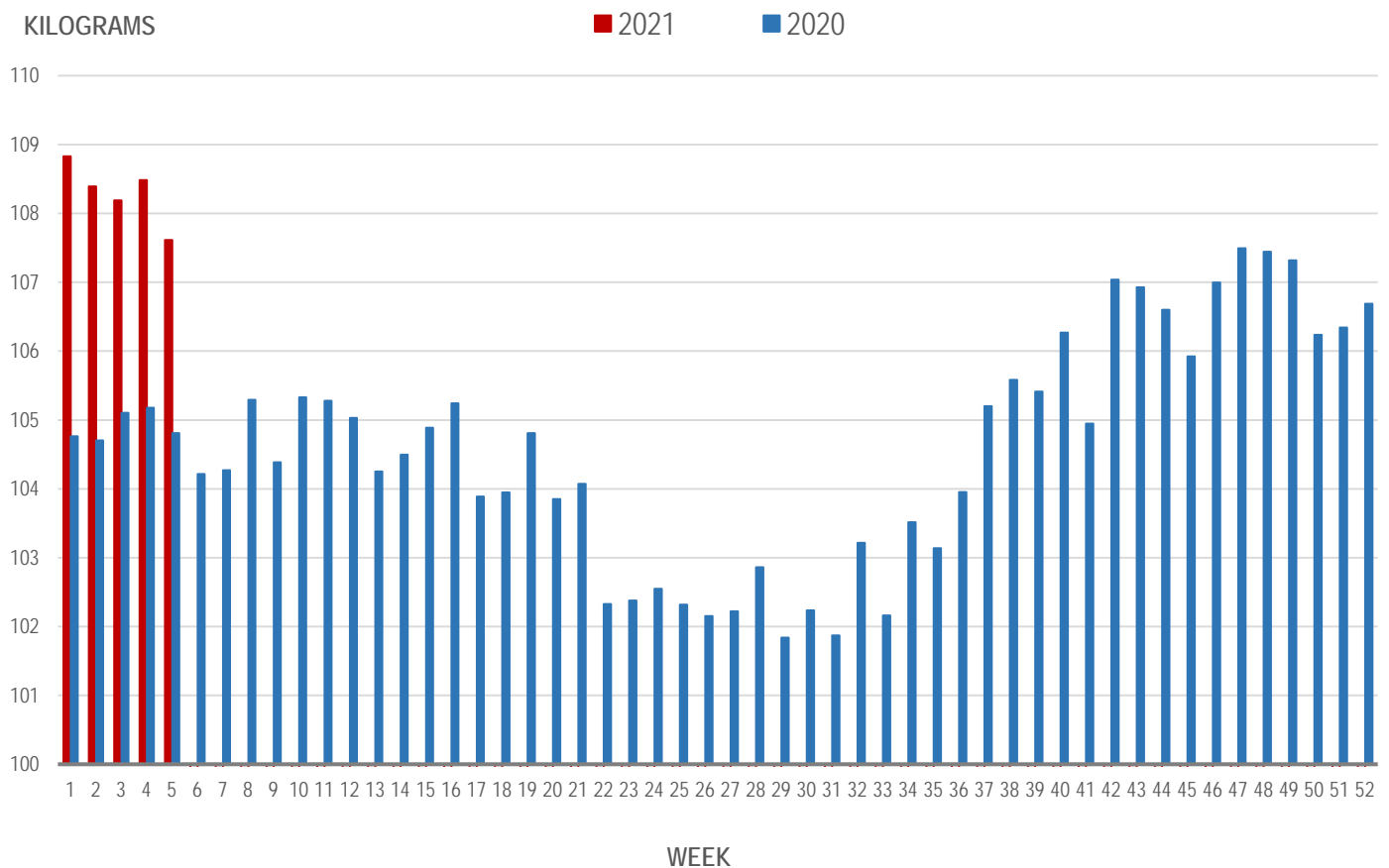
Source: Manitoba major processors

Average Weight of Hogs Processed by Major Processors, Kg

Week	Week ending date	2021	2020	Change from Previous Week	Change from Previous Year
2	2021-01-15	108.39	104.70	-0.4%	3.5%
3	2021-01-22	108.19	105.11	-0.2%	2.9%
4	2021-01-29	108.48	105.18	0.3%	3.1%
5	2021-02-05	107.61	104.81	-0.8%	2.7%
Four week average		108.17	104.95	-	3.1%

Source: Manitoba major processors.

AVERAGE WEIGHT OF HOGS PROCESSED BY MAJOR PROCESSORS WEEKLY



Source: Manitoba major processors

CME LEAN HOG FUTURES PRICES, US\$/lb - Friday

	Close Price, US\$	Price change from previous week, US\$
Feb 2021	72.18	2.38
Apr 2021	80.65	4.00
May 2021	84.28	3.30
Jun 2021	90.08	2.78
July 2021	90.55	3.00
Aug 2021	89.55	2.58
Oct 2021	77.23	2.25
Dec 2021	70.48	1.32
Feb 2022	73.50	0.95
Apr 2022	76.75	1.10
May 2022	80.40	0.75

Source:CME

CME PORK CUTOUT FUTURES PRICES, US\$/lb - Friday

	Close Price, US\$	Price change from previous week, US\$
Feb 2021	83.30	0.75
Apr 2021	87.05	2.25
May 2021	91.43	2.93
Jun 2021	95.50	2.88
July 2021	96.43	2.20
Aug 2021	95.35	1.88
Oct 2021	86.23	1.72
Dec 2021	81.98	1.75
Feb 2022	81.60	1.75
Apr 2022	84.20	1.75
May 2022	84.45	1.75

Source:CME

MAPLE LEAF Sig #4 - Contract Prices Top of Range

	Sig #4 Price C\$/100 kg	Price change from previous week, C\$
Mar 2021	172.91	8.06
Apr 2021	180.20	8.02
May 2021	186.30	4.16
June 2021	196.25	4.09
July 2021	196.70	4.08
Aug 2021	197.28	2.76
Sep 2021	177.85	1.38
Oct 2021	169.62	1.80
Nov 2021	162.10	0.43

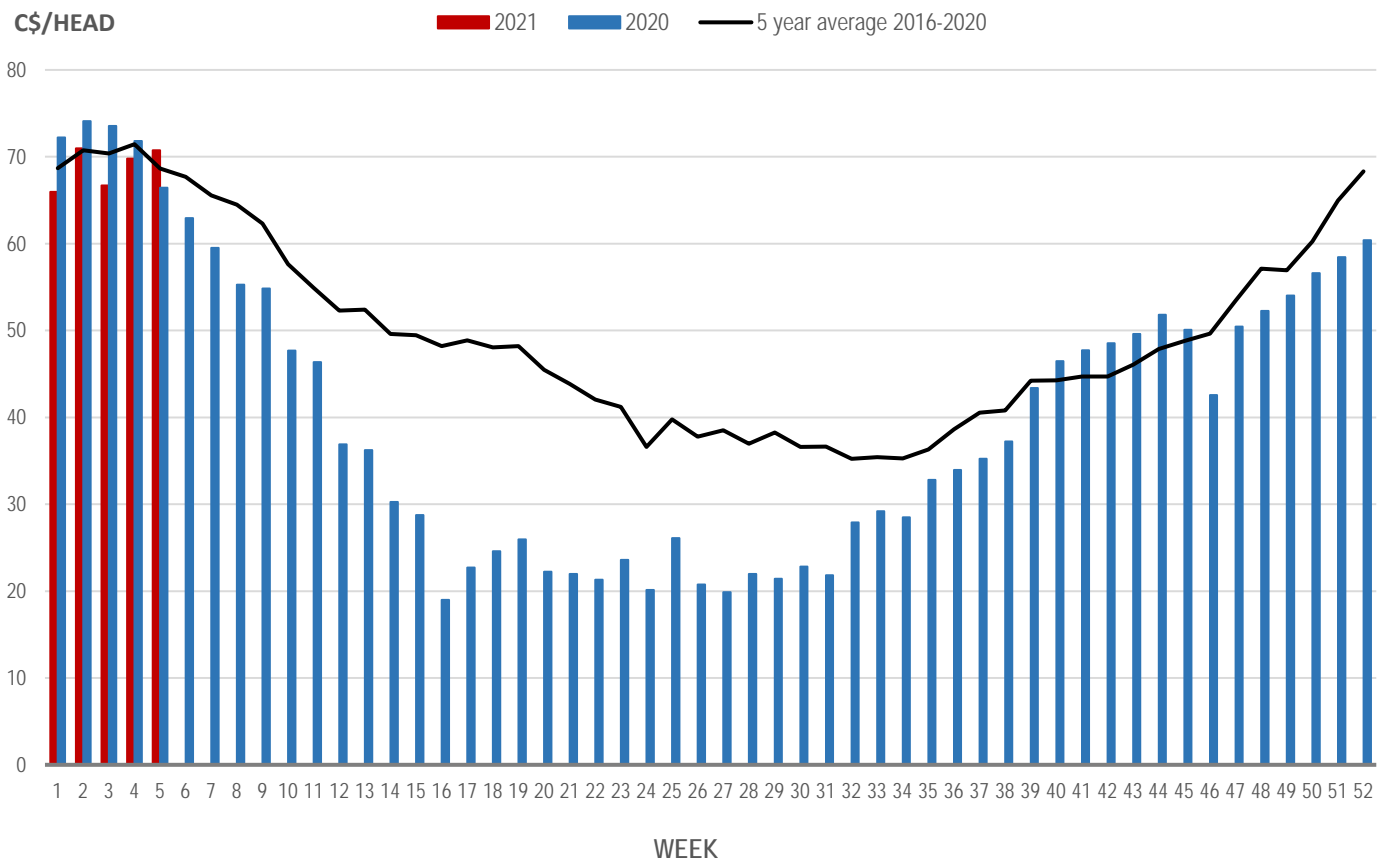
Source: HAMs Marketing

Weaning Pigs (U.S. Total Composite Weighted Average Price per Head)

	Formula and Cash Low, US\$/Head	Formula and Cash High, US\$/Head	Wtd Avg Price, US\$/Head	Wtd Avg Price, C\$/Head
Early Weaned (10-12 lb)	39.60	66.48	55.47	70.74
Feeder Pigs (40 lb)	64.00	80.00	74.76	95.34

Source: USDA, AMS

EARLY WEANED PIGS (U.S. TOTAL COMPOSITE WEIGHTED AVERAGE PRICE PER HEAD) WEEKLY



Source: USDA, AMS

Contact us

Go to manitoba.ca/agriculture and click on Markets and Statistics

Email us at industryintelligence@gov.mb.ca

Follow us on Twitter @MBGovAg