

Hog Prices



February 23, 2021

For definitions of how data is collected and calculated, please see

<https://www.gov.mb.ca/agriculture/markets-and-statistics/livestock-statistics/pubs/hog-price-report-definitions-and-methodology.pdf>

Exchange rates (Monday close)

1 US \$ = C \$1.2613

1 EURO = C \$1.5330

1 Yen = C \$0.0120

<https://www.bankofcanada.ca/rates/exchange/daily-exchange-rates/>

Manitoba Weighted Average Carcass Prices (including premiums and discounts)

All In Weights C\$/100 kg

Week	Week ending date	2021	2020	Change from Previous Week	Change from Previous Year
4	2021-01-29	177.47	167.36	1.0%	6.0%
5	2021-02-05	183.77	171.96	3.6%	6.9%
6	2021-02-12	189.34	168.31	3.0%	12.5%
7	2021-02-19	196.38	163.01	3.7%	20.5%
Four week average		186.74	167.66	-	11.4%

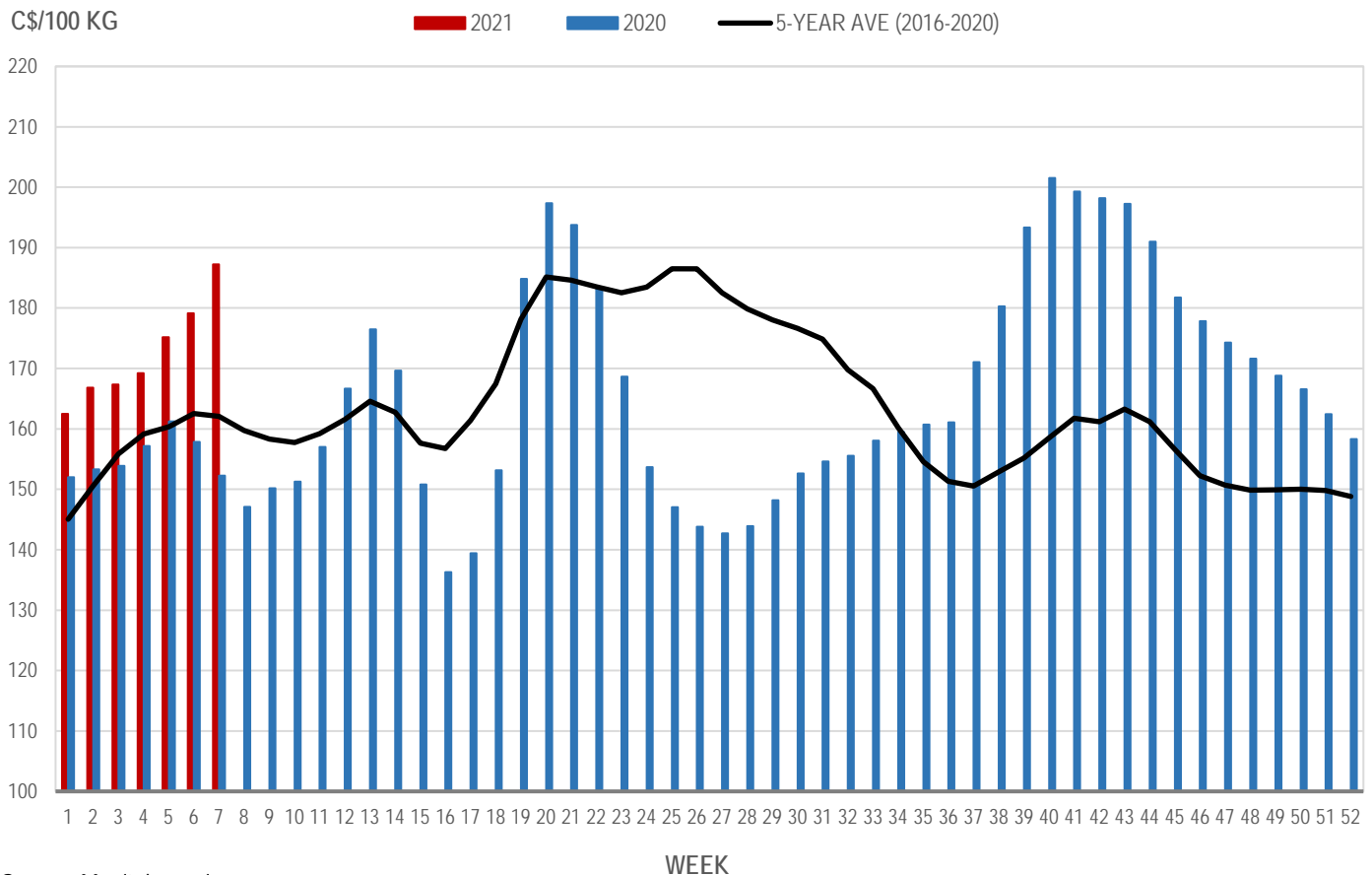
Source: Manitoba major processors.

Index 100, C\$/100 kg

Week	Week ending date	2021	2020	Change from Previous Week	Change from Previous Year
4	2021-01-29	169.21	157.15	1.1%	7.7%
5	2021-02-05	175.19	161.25	3.5%	8.6%
6	2021-02-12	179.15	157.84	2.3%	13.5%
7	2021-02-19	187.22	152.24	4.5%	23.0%
Four week average		177.69	157.12	-	13.1%

Source: Manitoba major processors.

MANITOBA WEIGHTED AVERAGE INDEX 100 HOG PRICES WEEKLY



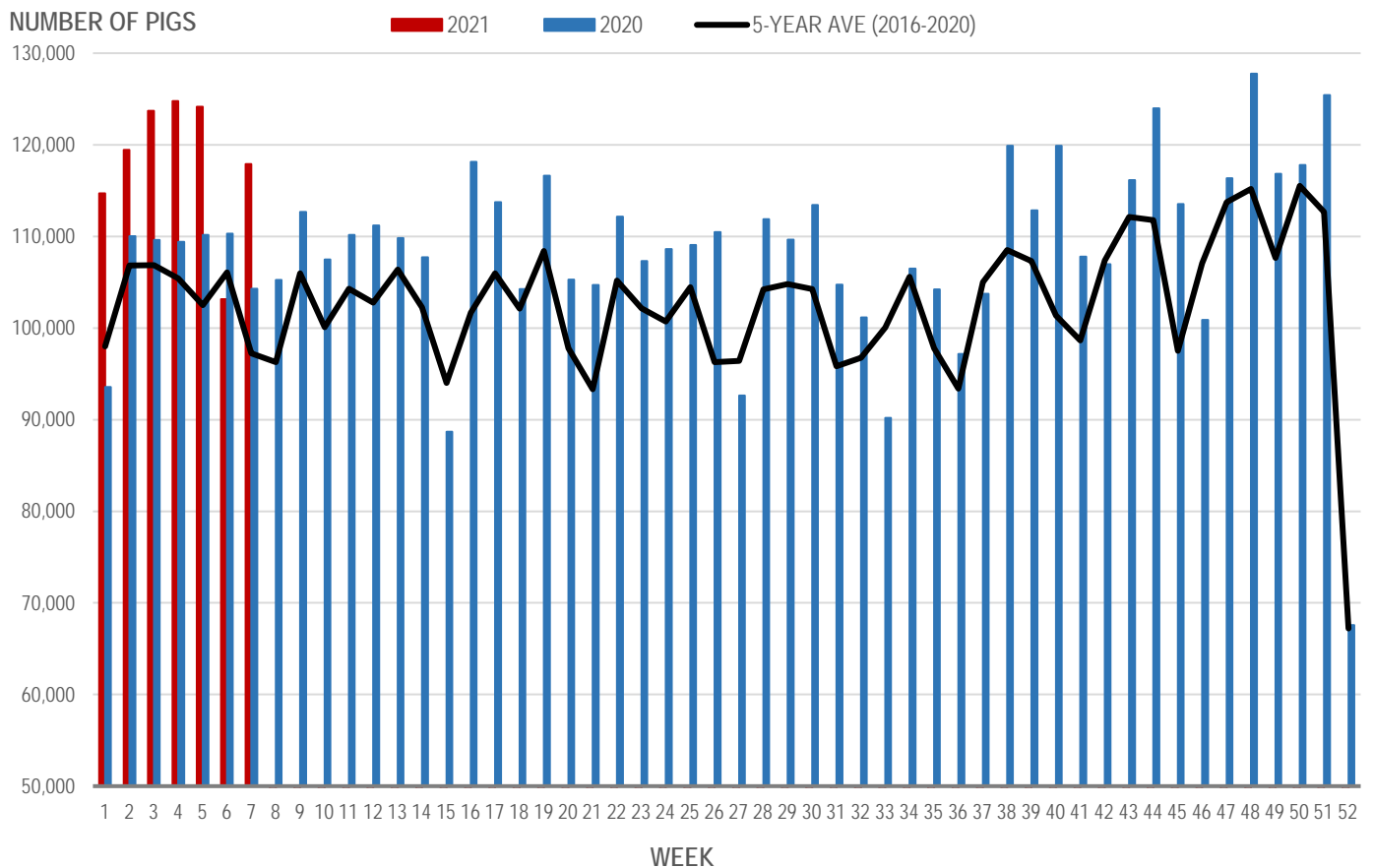
Source: Manitoba major processors

Number of Pigs Processed by Major Processors

Week	Week ending date	2021	2020	Change from Previous Week	Change from Previous Year
4	2021-01-29	124767	109401	0.9%	14.0%
5	2021-02-05	124148	110166	-0.5%	12.7%
6	2021-02-12	103166	110303	-16.9%	-6.5%
7	2021-02-19	117891	104301	14.3%	13.0%
Four week average		117493	108543	-	8.2%

Source: Manitoba major processors.

NUMBER OF PIGS PROCESSED BY MAJOR PROCESSORS WEEKLY



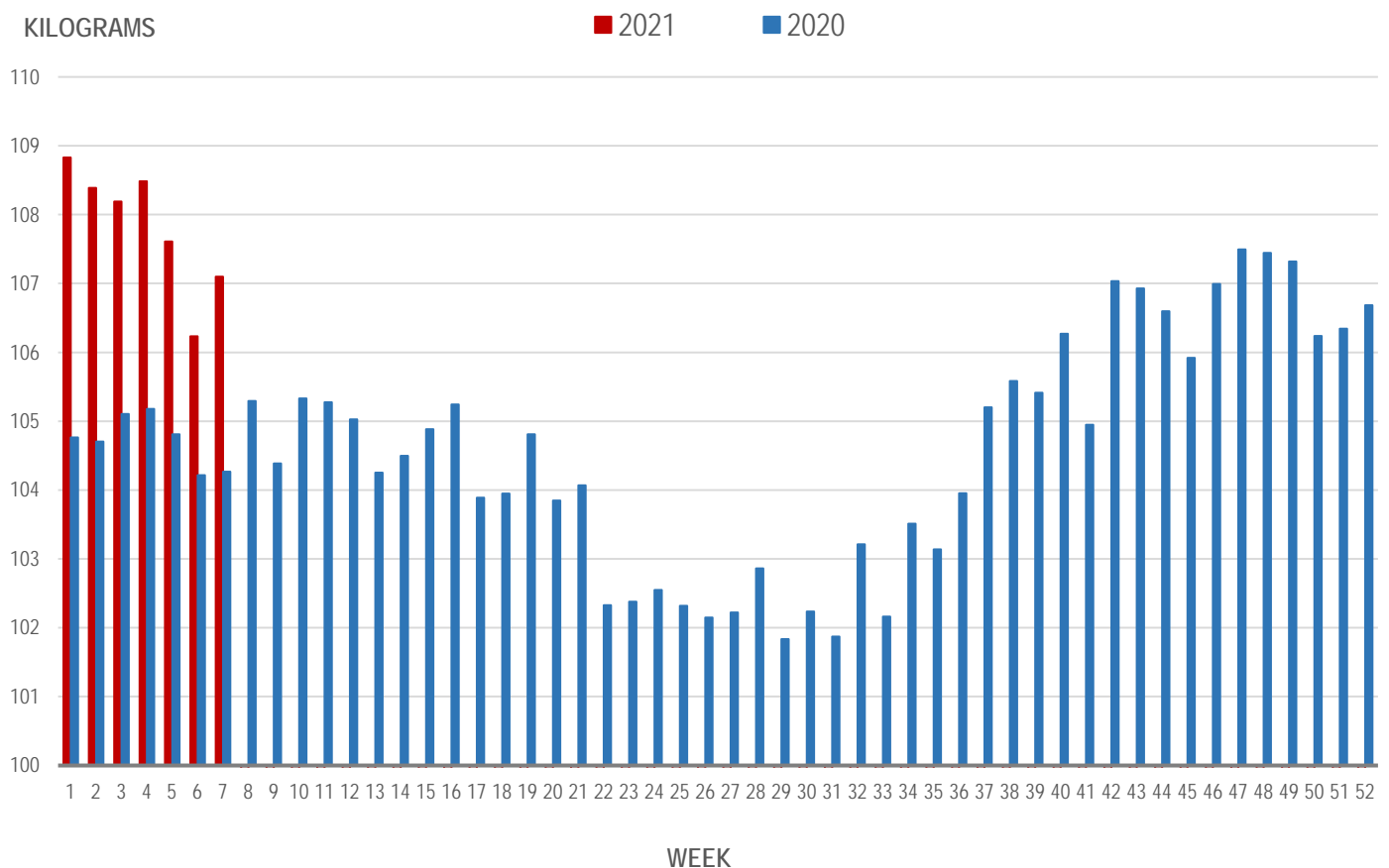
Source: Manitoba major processors

Average Weight of Hogs Processed by Major Processors, Kg

Week	Week ending date	2021	2020	Change from Previous Week	Change from Previous Year
4	2021-01-29	108.48	105.18	0.3%	3.1%
5	2021-02-05	107.61	104.81	-0.8%	2.7%
6	2021-02-12	106.23	104.22	-1.3%	1.9%
7	2021-02-19	107.10	104.27	0.8%	2.7%
Four week average		107.36	104.62	-	2.6%

Source: Manitoba major processors.

AVERAGE WEIGHT OF HOGS PROCESSED BY MAJOR PROCESSORS WEEKLY



Source: Manitoba major processors

CME LEAN HOG FUTURES PRICES, US\$/lb - Friday

	Close Price, US\$	Price change from previous week, US\$
Apr 2021	85.13	-0.08
May 2021	87.85	0.75
Jun 2021	93.10	1.20
July 2021	93.15	1.30
Aug 2021	92.28	1.45
Oct 2021	79.18	1.33
Dec 2021	72.48	1.43
Feb 2022	72.48	-1.75
Apr 2022	72.48	-5.00
May 2022	72.48	-8.55
Jun 2022	72.48	-13.40

Source: CME

CME PORK CUTOUT FUTURES PRICES, US\$/lb - Friday

	Close Price, US\$	Price change from previous week, US\$
Apr 2021	91.48	0.97
May 2021	94.90	1.20
Jun 2021	99.43	1.65
July 2021	99.25	1.25
Aug 2021	98.60	1.35
Oct 2021	89.00	2.15
Dec 2021	83.15	0.65
Feb 2022	82.78	0.65
Apr 2022	85.38	0.65
May 2022	85.63	0.65
Jun 2022	89.93	0.65

Source: CME

MAPLE LEAF Sig #4 - Contract Prices Top of Range

	Sig #4 Price C\$/100 kg	Price change from previous week, C\$
Apr 2021	188.00	6.05
May 2021	192.87	6.60
June 2021	202.28	7.02
July 2021	202.73	7.02
Aug 2021	202.41	6.02
Sep 2021	181.57	4.26
Oct 2021	172.59	3.84
Nov 2021	165.12	3.75
Dec 2021	159.86	3.45

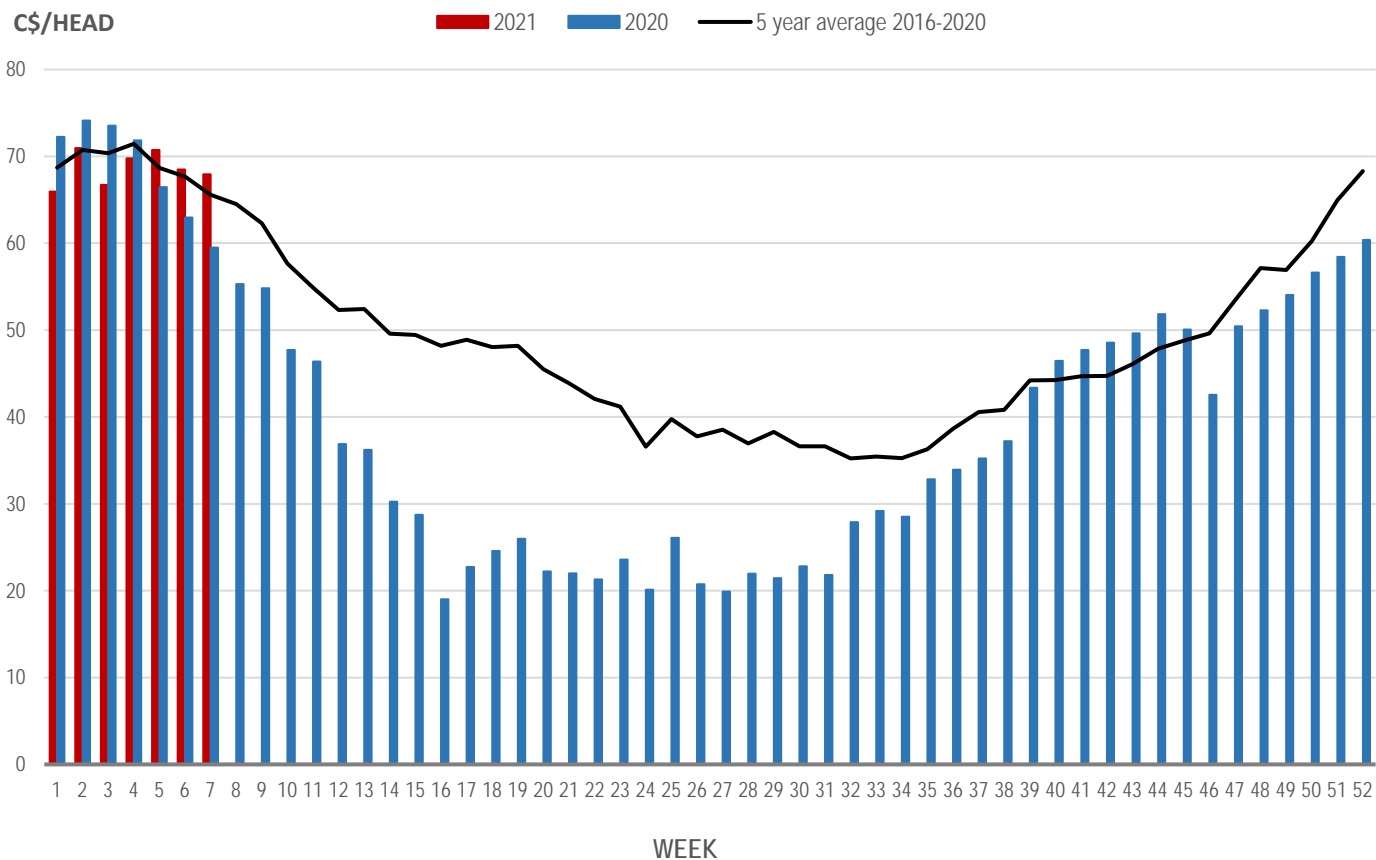
Source: HAMs Marketing

Weaning Pigs (U.S. Total Composite Weighted Average Price per Head)

	Formula and Cash Low, US\$/Head	Formula and Cash High, US\$/Head	Wtd Avg Price, US\$/Head	Wtd Avg Price, C\$/Head
Early Weaned (10-12 lb)	40.86	70.00	53.87	67.95
Feeder Pigs (40 lb)	69.00	92.00	77.78	98.10

Source: USDA, AMS

EARLY WEANED PIGS (U.S. TOTAL COMPOSITE WEIGHTED AVERAGE PRICE PER HEAD) WEEKLY



Source: USDA, AMS

Contact us

Go to manitoba.ca/agriculture and click on Markets and Statistics

Email us at industryintelligence@gov.mb.ca

Follow us on Twitter @MBGovAg