

Hog Prices



March 2, 2021

For definitions of how data is collected and calculated, please see

<https://www.gov.mb.ca/agriculture/markets-and-statistics/livestock-statistics/pubs/hog-price-report-definitions-and-methodology.pdf>

Exchange rates (Monday close)

1 US \$ = C \$1.2661

1 EURO = C \$1.5253

1 Yen = C \$0.0119

<https://www.bankofcanada.ca/rates/exchange/daily-exchange-rates/>

Manitoba Weighted Average Carcass Prices (including premiums and discounts)

All In Weights C\$/100 kg

Week	Week ending date	2021	2020	Change from Previous Week	Change from Previous Year
5	2021-02-05	183.77	171.96	3.6%	6.9%
6	2021-02-12	189.34	168.31	3.0%	12.5%
7	2021-02-19	196.38	163.01	3.7%	20.5%
8	2021-02-26	200.25	156.43	2.0%	28.0%
Four week average		192.44	164.93	-	16.7%

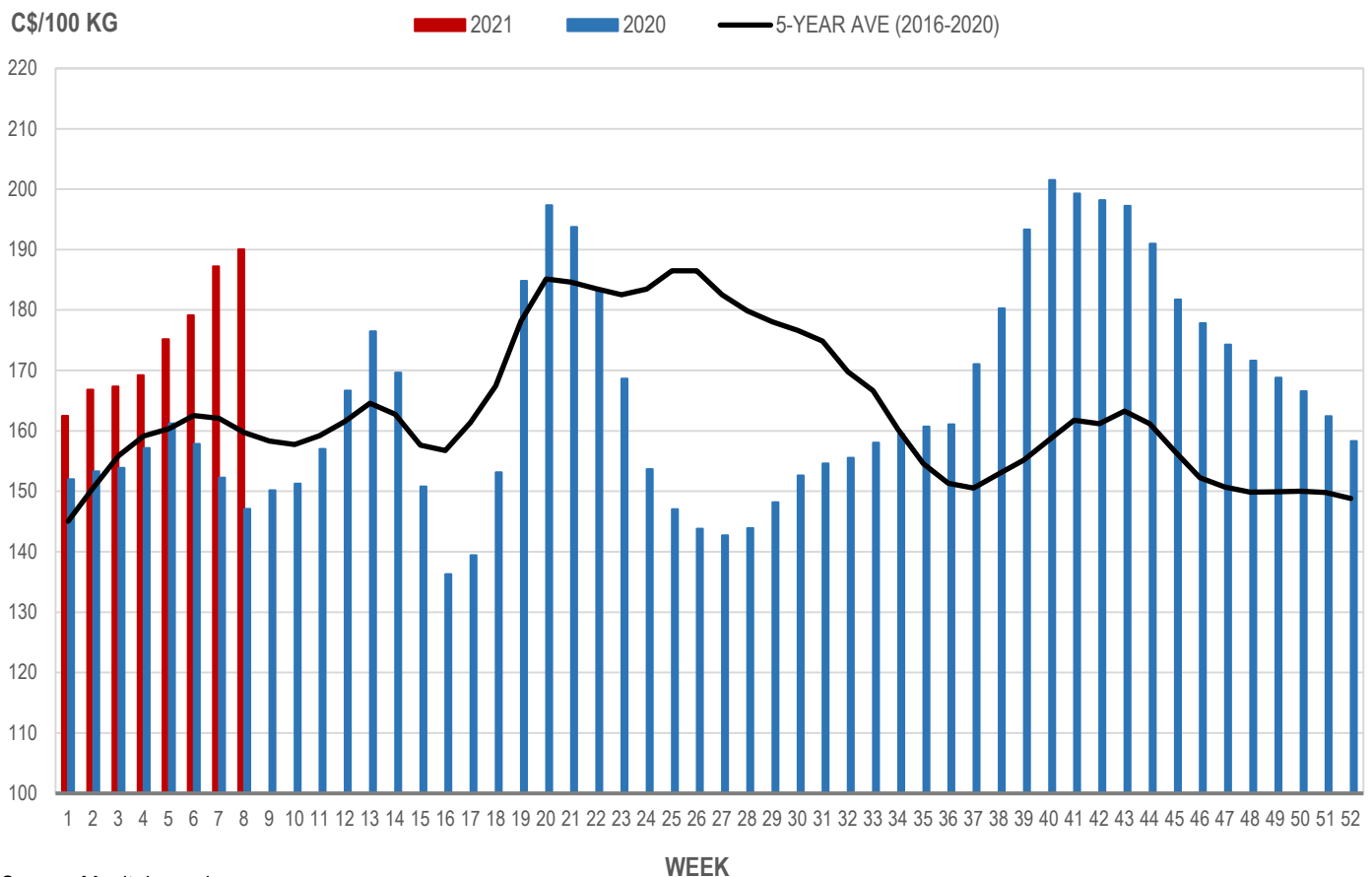
Source: Manitoba major processors.

Index 100, C\$/100 kg

Week	Week ending date	2021	2020	Change from Previous Week	Change from Previous Year
5	2021-02-05	175.19	161.25	3.5%	8.6%
6	2021-02-12	179.15	157.84	2.3%	13.5%
7	2021-02-19	187.22	152.24	4.5%	23.0%
8	2021-02-26	190.02	147.07	1.5%	29.2%
Four week average		182.89	154.60	-	18.3%

Source: Manitoba major processors.

MANITOBA WEIGHTED AVERAGE INDEX 100 HOG PRICES WEEKLY



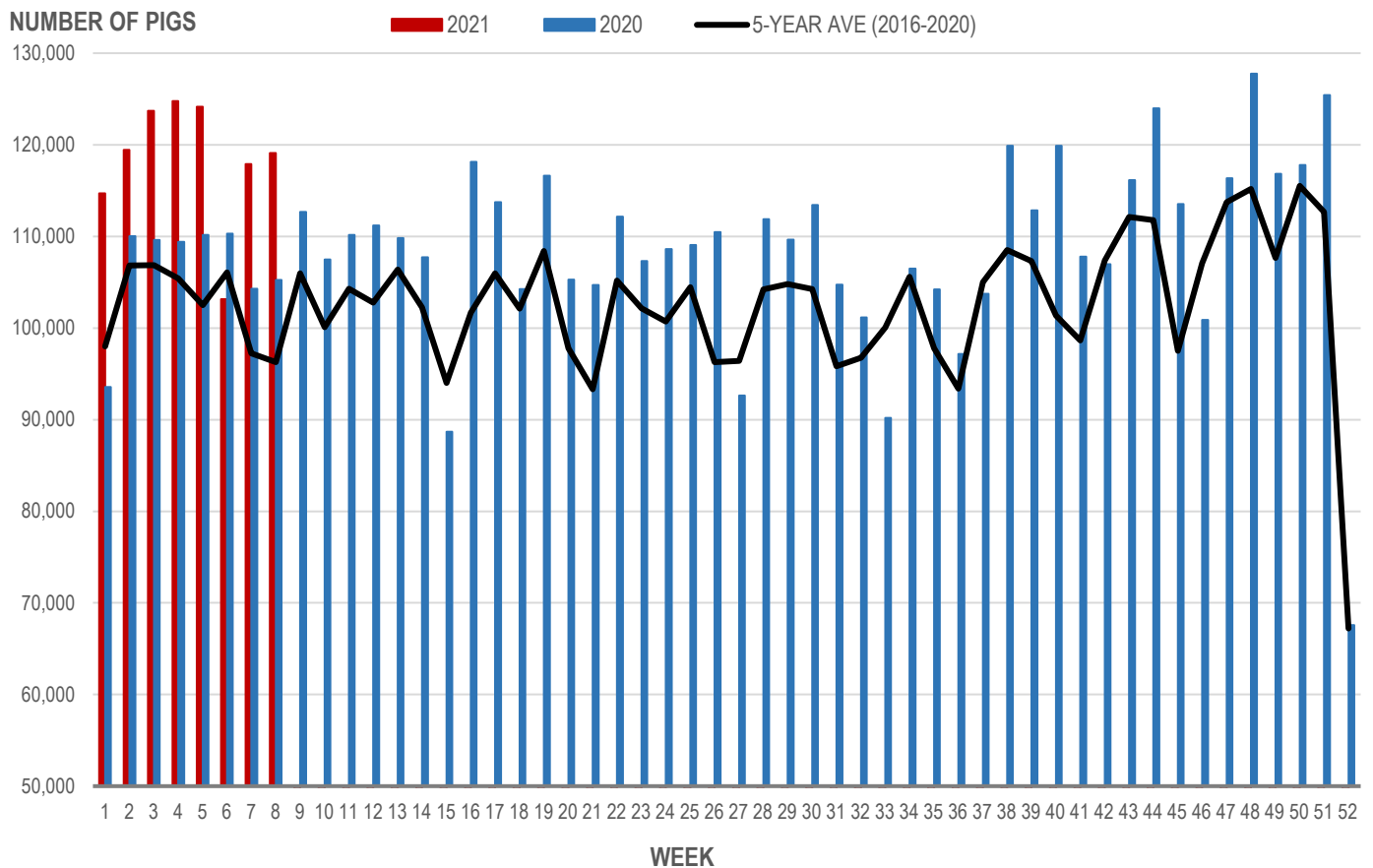
Source: Manitoba major processors

Number of Pigs Processed by Major Processors

Week	Week ending date	2021	2020	Change from Previous Week	Change from Previous Year
5	2021-02-05	124148	110166	-0.5%	12.7%
6	2021-02-12	103166	110303	-16.9%	-6.5%
7	2021-02-19	117891	104301	14.3%	13.0%
8	2021-02-26	119114	105253	1.0%	13.2%
Four week average		116080	107506	-	8.0%

Source: Manitoba major processors.

NUMBER OF PIGS PROCESSED BY MAJOR PROCESSORS WEEKLY



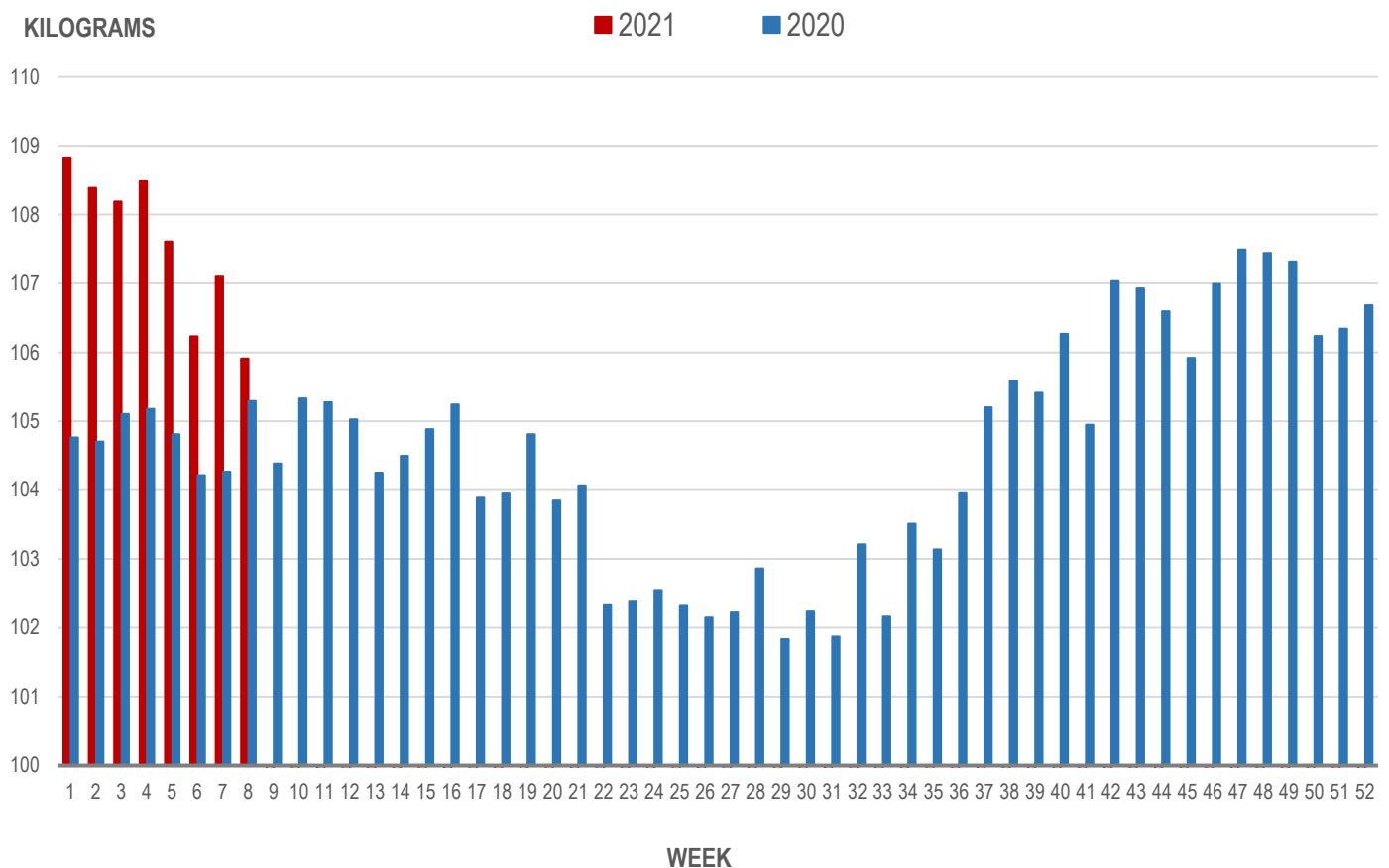
Source: Manitoba major processors

Average Weight of Hogs Processed by Major Processors, Kg

Week	Week ending date	2021	2020	Change from Previous Week	Change from Previous Year
5	2021-02-05	107.61	104.81	-0.8%	2.7%
6	2021-02-12	106.23	104.22	-1.3%	1.9%
7	2021-02-19	107.10	104.27	0.8%	2.7%
8	2021-02-26	105.91	105.29	-1.1%	0.6%
Four week average		106.71	104.65	-	2.0%

Source: Manitoba major processors.

AVERAGE WEIGHT OF HOGS PROCESSED BY MAJOR PROCESSORS WEEKLY



Source: Manitoba major processors

CME FUTURES PRICES, US\$/lb, Friday settle price

	LEAN HOG	Change *	PORK CUTOUT	Change *
Apr 2021	87.15	2.03	93.18	1.70
May 2021	88.88	1.03	95.80	0.90
Jun 2021	94.18	1.08	99.90	0.48
July 2021	94.55	1.40	100.65	1.40
Aug 2021	93.63	1.35	99.90	1.30
Oct 2021	78.70	-0.47	88.83	-0.17
Dec 2021	72.25	-0.22	83.23	0.07
Feb 2022	75.40	2.93	83.73	0.95
Apr 2022	78.68	6.20	86.33	0.95
May 2022	82.18	9.70	86.58	0.95
Jun 2022	87.00	14.53	90.88	0.95
July 2022	85.90	13.43	91.50	1.10

Source: CME

* Price change from previous week, US\$

MAPLE LEAF Sig #4 - Contract Prices Top of Range

	Sig #4 Price C\$/100 kg	Change *
Apr 2021	195.43	7.43
May 2021	199.19	6.32
June 2021	208.63	6.35
July 2021	209.08	6.35
Aug 2021	208.60	6.19
Sep 2021	182.93	1.36
Oct 2021	173.99	1.40
Nov 2021	166.98	1.86
Dec 2021	161.70	1.84

Source: HAMs Marketing

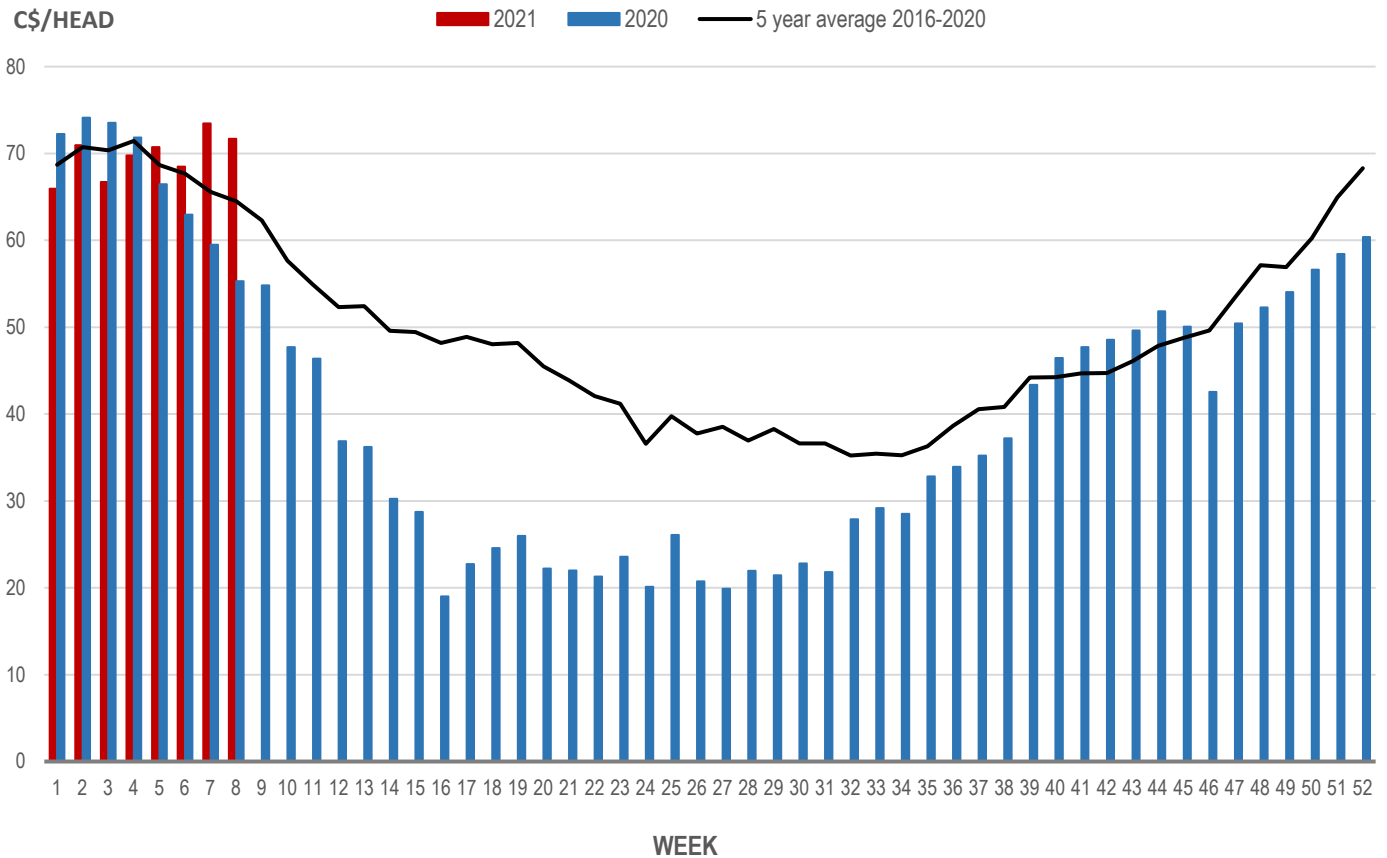
* Price change from previous week, C\$

Weaning Pigs (U.S. Total Composite Weighted Average Price per Head)

	Formula and Cash Low, US\$/Head	Formula and Cash High, US\$/Head	Wtd Avg Price, US\$/Head	Wtd Avg Price, C\$/Head
Early Weaned (10-12 lb)	38.33	70.00	56.62	71.69
Feeder Pigs (40 lb)	84.00	90.00	87.43	110.70

Source: USDA, AMS

EARLY WEANED PIGS (U.S. TOTAL COMPOSITE WEIGHTED AVERAGE PRICE PER HEAD) WEEKLY



Source: USDA, AMS

Contact us

Go to manitoba.ca/agriculture and click on Markets and Statistics

Email us at industryintelligence@gov.mb.ca

Follow us on Twitter @MBGovAg