

# Hog Prices



March 16, 2021

For definitions of how data is collected and calculated, please see

<https://www.gov.mb.ca/agriculture/markets-and-statistics/livestock-statistics/pubs/hog-price-report-definitions-and-methodology.pdf>

## Exchange rates (Monday close)

1 US \$ = C \$1.2480

1 EURO = C \$1.4883

1 Yen = C \$0.0114

<https://www.bankofcanada.ca/rates/exchange/daily-exchange-rates/>

## Manitoba Weighted Average Carcass Prices (including premiums and discounts)

### All In Weights C\$/100 kg

Week	Week ending date	2021	2020	Change from Previous Week	Change from Previous Year
7	2021-02-19	196.38	163.01	3.7%	20.5%
8	2021-02-26	200.25	156.43	2.0%	28.0%
9	2021-03-05	206.25	160.59	3.0%	28.4%
10	2021-03-12	213.85	161.77	3.7%	32.2%
<b>Four week average</b>		<b>204.18</b>	<b>160.45</b>	<b>-</b>	<b>27.3%</b>

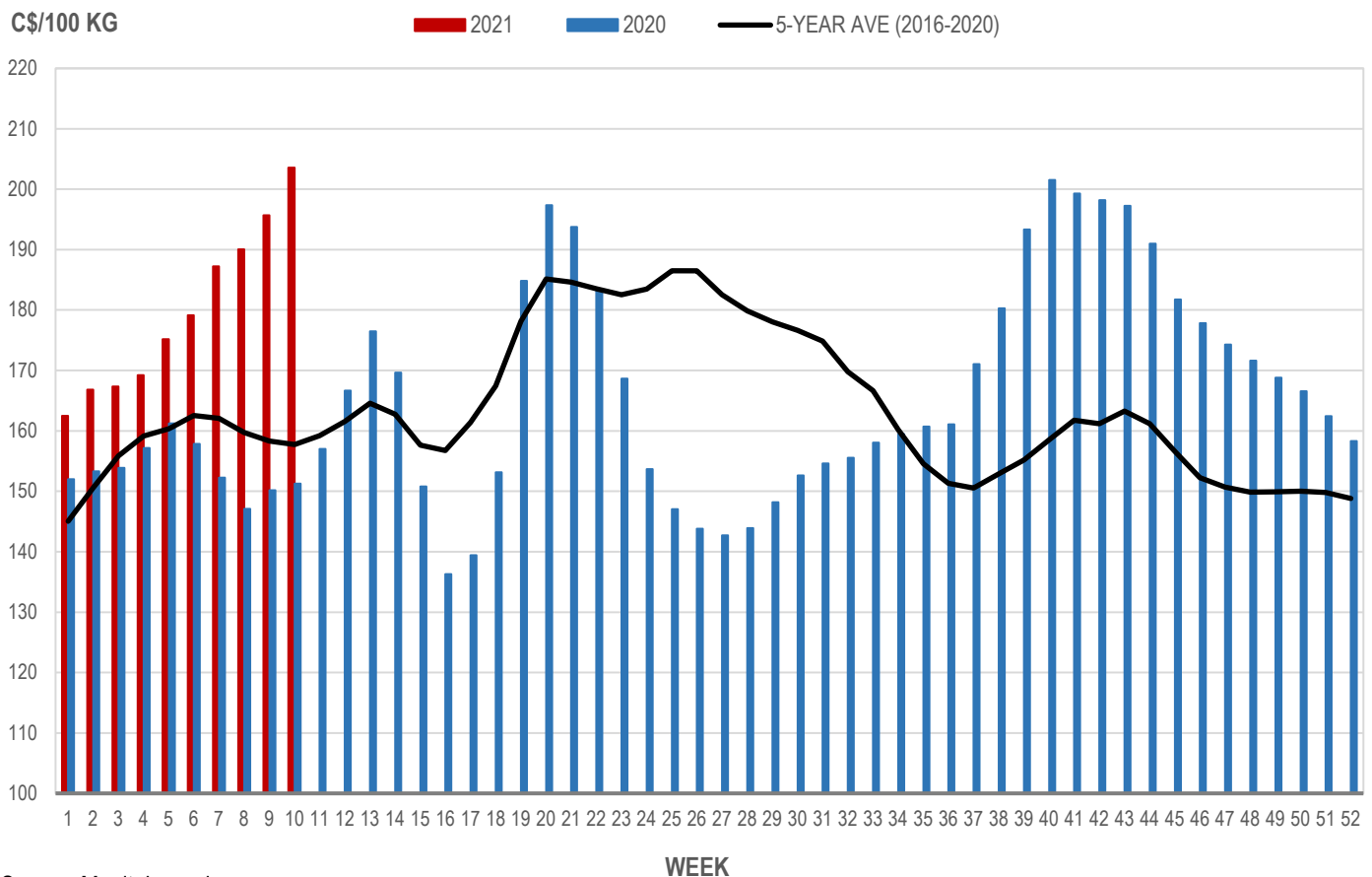
Source: Manitoba major processors.

## Index 100, C\$/100 kg

Week	Week ending date	2021	2020	Change from Previous Week	Change from Previous Year
7	2021-02-19	187.22	152.24	4.5%	23.0%
8	2021-02-26	190.02	147.07	1.5%	29.2%
9	2021-03-05	195.67	150.18	3.0%	30.3%
10	2021-03-12	203.57	151.26	4.0%	34.6%
<b>Four week average</b>		<b>194.12</b>	<b>150.19</b>	<b>-</b>	<b>29.3%</b>

Source: Manitoba major processors.

## MANITOBA WEIGHTED AVERAGE INDEX 100 HOG PRICES WEEKLY



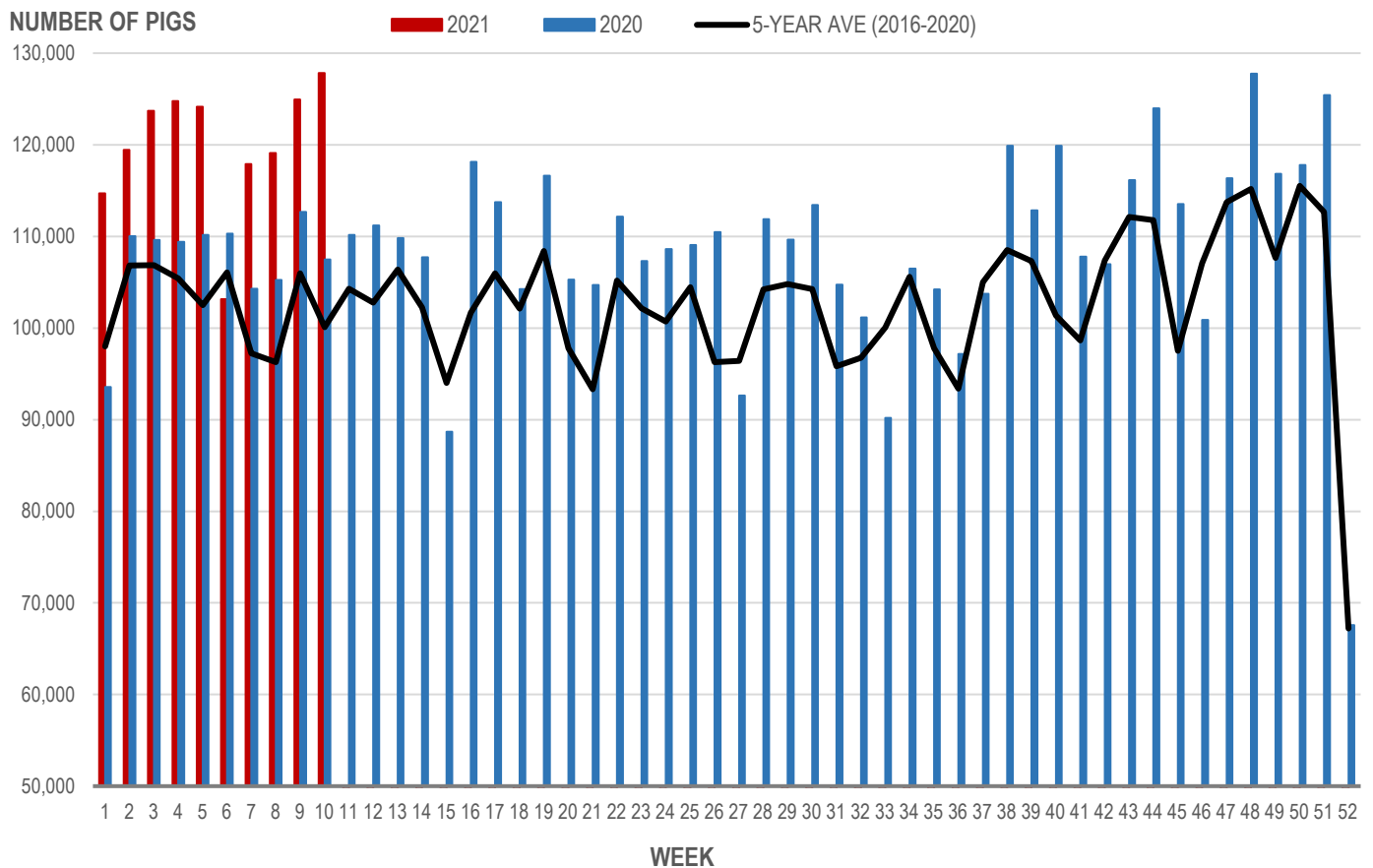
Source: Manitoba major processors

## Number of Pigs Processed by Major Processors

Week	Week ending date	2021	2020	Change from Previous Week	Change from Previous Year
7	2021-02-19	117891	104301	14.3%	13.0%
8	2021-02-26	119114	105253	1.0%	13.2%
9	2021-03-05	124947	112667	4.9%	10.9%
10	2021-03-12	127829	107496	2.3%	18.9%
<b>Four week average</b>		<b>122445</b>	<b>107429</b>	<b>-</b>	<b>14.0%</b>

Source: Manitoba major processors.

## NUMBER OF PIGS PROCESSED BY MAJOR PROCESSORS WEEKLY



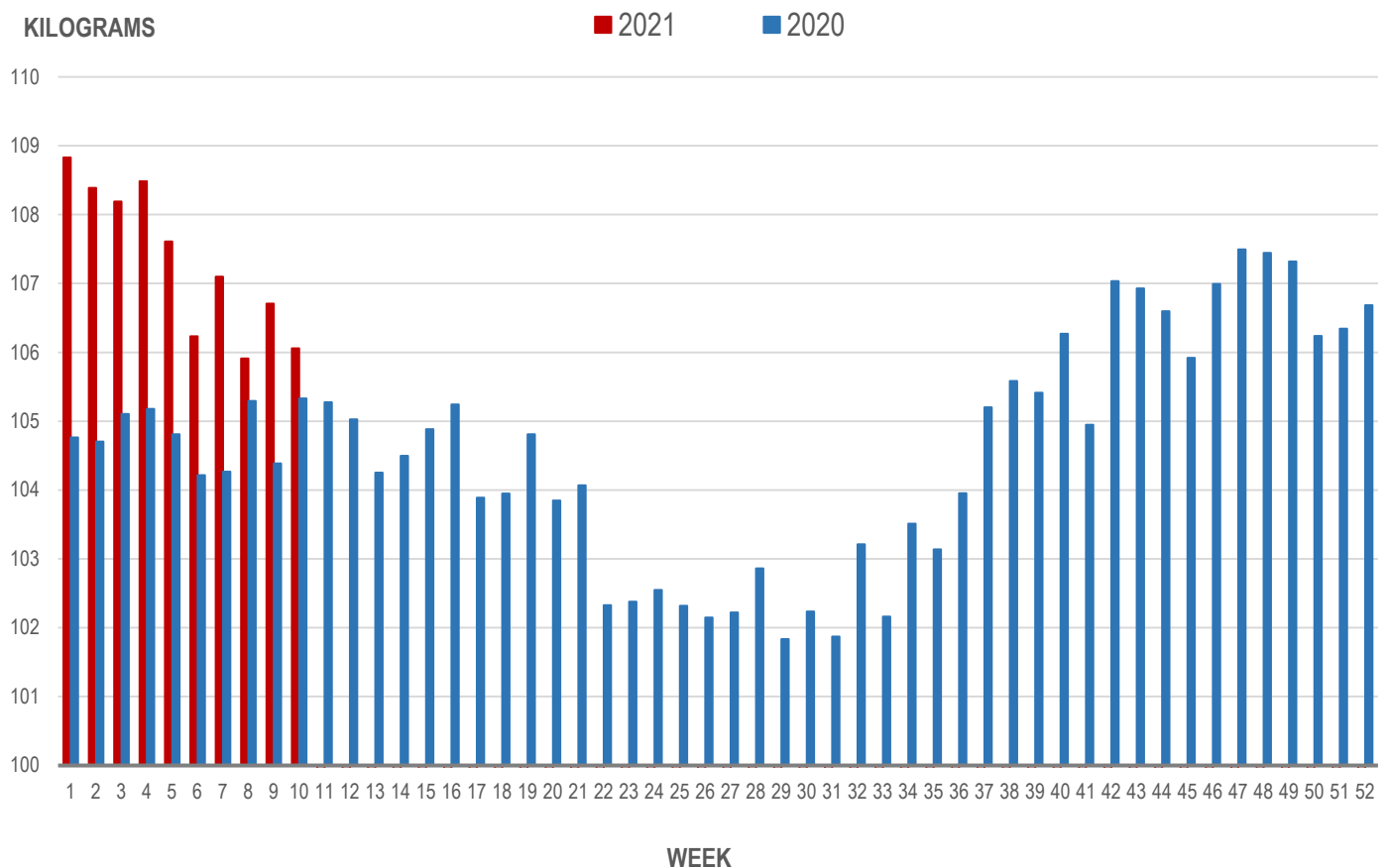
Source: Manitoba major processors

## Average Weight of Hogs Processed by Major Processors, Kg

Week	Week ending date	2021	2020	Change from Previous Week	Change from Previous Year
7	2021-02-19	107.10	104.27	0.8%	2.7%
8	2021-02-26	105.91	105.29	-1.1%	0.6%
9	2021-03-05	106.71	104.39	0.8%	2.2%
10	2021-03-12	106.06	105.33	-0.6%	0.7%
<b>Four week average</b>		<b>106.44</b>	<b>104.82</b>	<b>-</b>	<b>1.6%</b>

Source: Manitoba major processors.

### AVERAGE WEIGHT OF HOGS PROCESSED BY MAJOR PROCESSORS WEEKLY



Source: Manitoba major processors

**CME FUTURES PRICES, US\$/lb, Friday settle price**

	<b>LEAN HOG</b>	<b>Change *</b>	<b>PORK CUTOUT</b>	<b>Change *</b>
Apr 2021	91.40	4.23	100.78	6.23
May 2021	93.65	4.18	101.10	3.45
Jun 2021	99.00	3.58	105.05	2.90
July 2021	99.48	3.55	105.38	3.47
Aug 2021	98.68	3.35	105.18	3.08
Oct 2021	83.50	2.47	92.70	2.63
Dec 2021	76.08	1.38	86.80	1.72
Feb 2022	78.13	0.67	87.30	1.72
Apr 2022	80.95	0.45	89.80	1.63
May 2022	83.95	0.55	90.05	1.63
Jun 2022	88.70	0.25	94.35	1.63
July 2022	88.50	0.75	94.98	1.63

Source: CME

\* Price change from previous week, US\$

**MAPLE LEAF Sig #4 - Contract Prices Top of Range**

	<b>Sig #4 Price C\$/100 kg</b>	<b>Change *</b>
Apr 2021	197.02	4.62
May 2021	202.29	2.99
June 2021	212.26	3.53
July 2021	212.71	3.53
Aug 2021	213.80	2.88
Sep 2021	188.75	1.61
Oct 2021	179.33	1.48
Nov 2021	169.47	-1.38
Dec 2021	163.93	-1.65

Source: HAMs Marketing

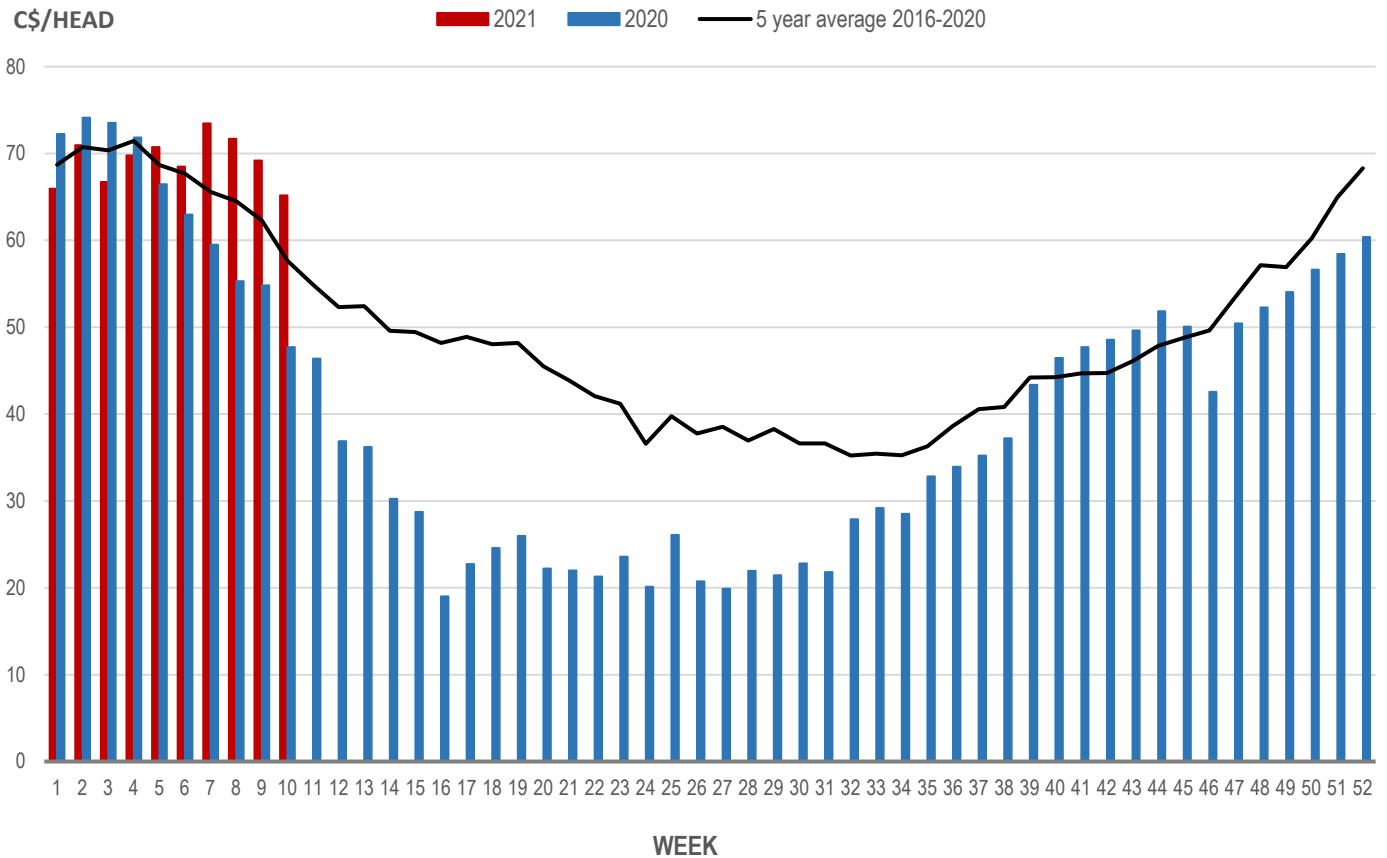
\* Price change from previous week, C\$

## Weaning Pigs (U.S. Total Composite Weighted Average Price per Head)

	Formula and Cash Low, US\$/Head	Formula and Cash High, US\$/Head	Wtd Avg Price, US\$/Head	Wtd Avg Price, C\$/Head
Early Weaned (10-12 lb)	33.83	65.00	52.23	65.18
Feeder Pigs (40 lb)	83.00	95.00	90.38	112.79

Source: USDA, AMS

## EARLY WEANED PIGS (U.S. TOTAL COMPOSITE WEIGHTED AVERAGE PRICE PER HEAD) WEEKLY



Source: USDA, AMS

### Contact us

Go to [manitoba.ca/agriculture](http://manitoba.ca/agriculture) and click on Markets and Statistics

Email us at [industryintelligence@gov.mb.ca](mailto:industryintelligence@gov.mb.ca)

Follow us on Twitter @MBGovAg