

MANITOBA MARKETS

Hog Prices



May 4, 2021

For definitions of how data is collected and calculated, please see

<https://www.gov.mb.ca/agriculture/markets-and-statistics/livestock-statistics/pubs/hog-price-report-definitions-and-methodology.pdf>

Exchange rates (Monday close)

1 US \$ = C \$1.2279

1 EURO = C \$1.4808

1 Yen = C \$0.0113

<https://www.bankofcanada.ca/rates/exchange/daily-exchange-rates/>

Manitoba Weighted Average Carcass Prices (including premiums and discounts)

All In Weights C\$/100 kg

Week	Week ending date	2021	2020	Change from Previous Week	Change from Previous Year
14	2021-04-09	236.66	182.75	2.1%	29.5%
15	2021-04-16	238.26	161.54	0.7%	47.5%
16	2021-04-23	243.39	146.12	2.2%	66.6%
17	2021-04-30	244.55	150.14	0.5%	62.9%
Four week average		240.72	160.14	-	50.3%

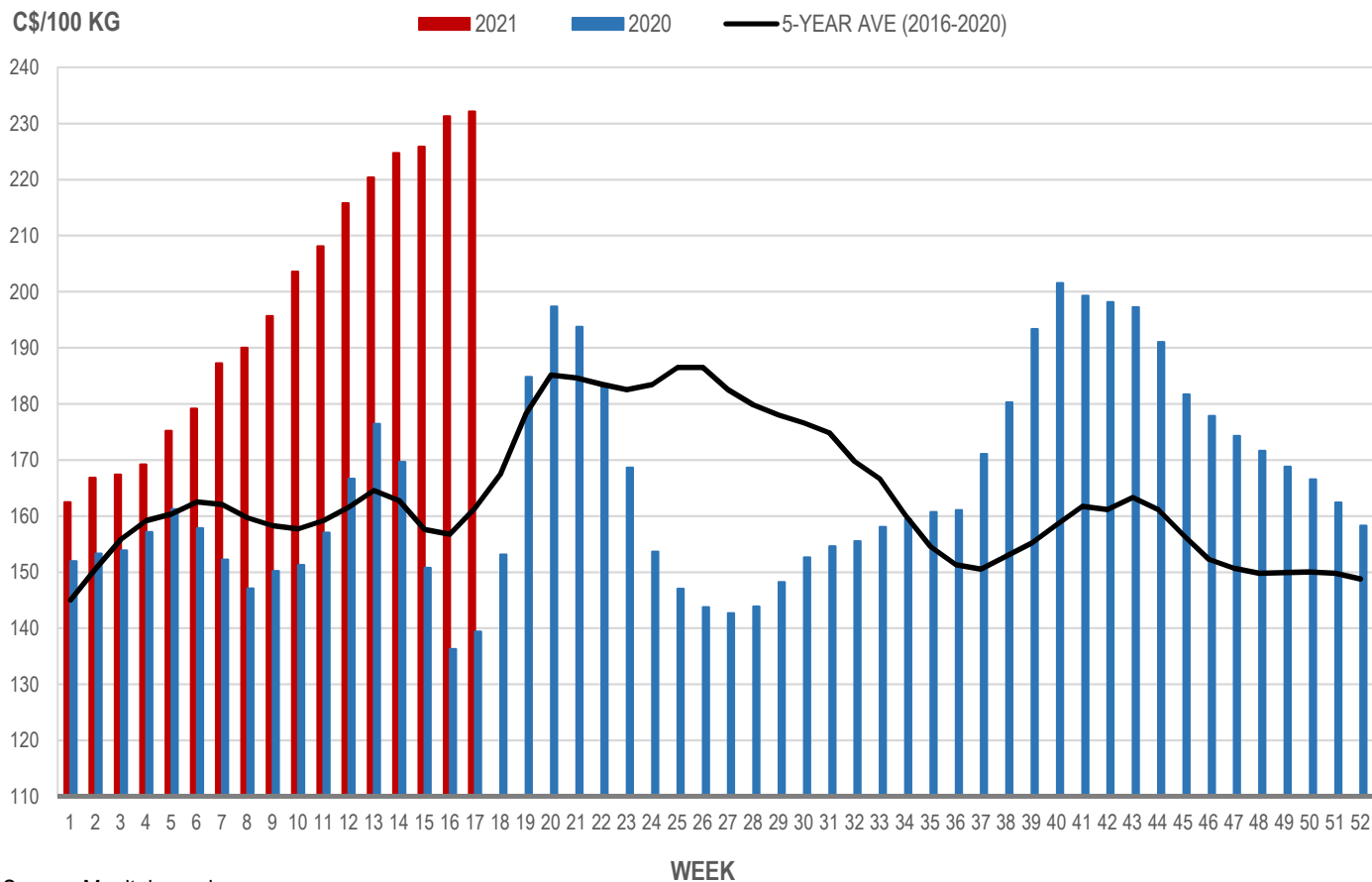
Source: Manitoba major processors.

Index 100, C\$/100 kg

Week	Week ending date	2021	2020	Change from Previous Week	Change from Previous Year
14	2021-04-09	224.72	169.63	2.0%	32.5%
15	2021-04-16	225.83	150.79	0.5%	49.8%
16	2021-04-23	231.27	136.31	2.4%	69.7%
17	2021-04-30	232.16	139.41	0.4%	66.5%
Four week average		228.49	149.04	-	53.3%

Source: Manitoba major processors.

MANITOBA WEIGHTED AVERAGE INDEX 100 HOG PRICES WEEKLY



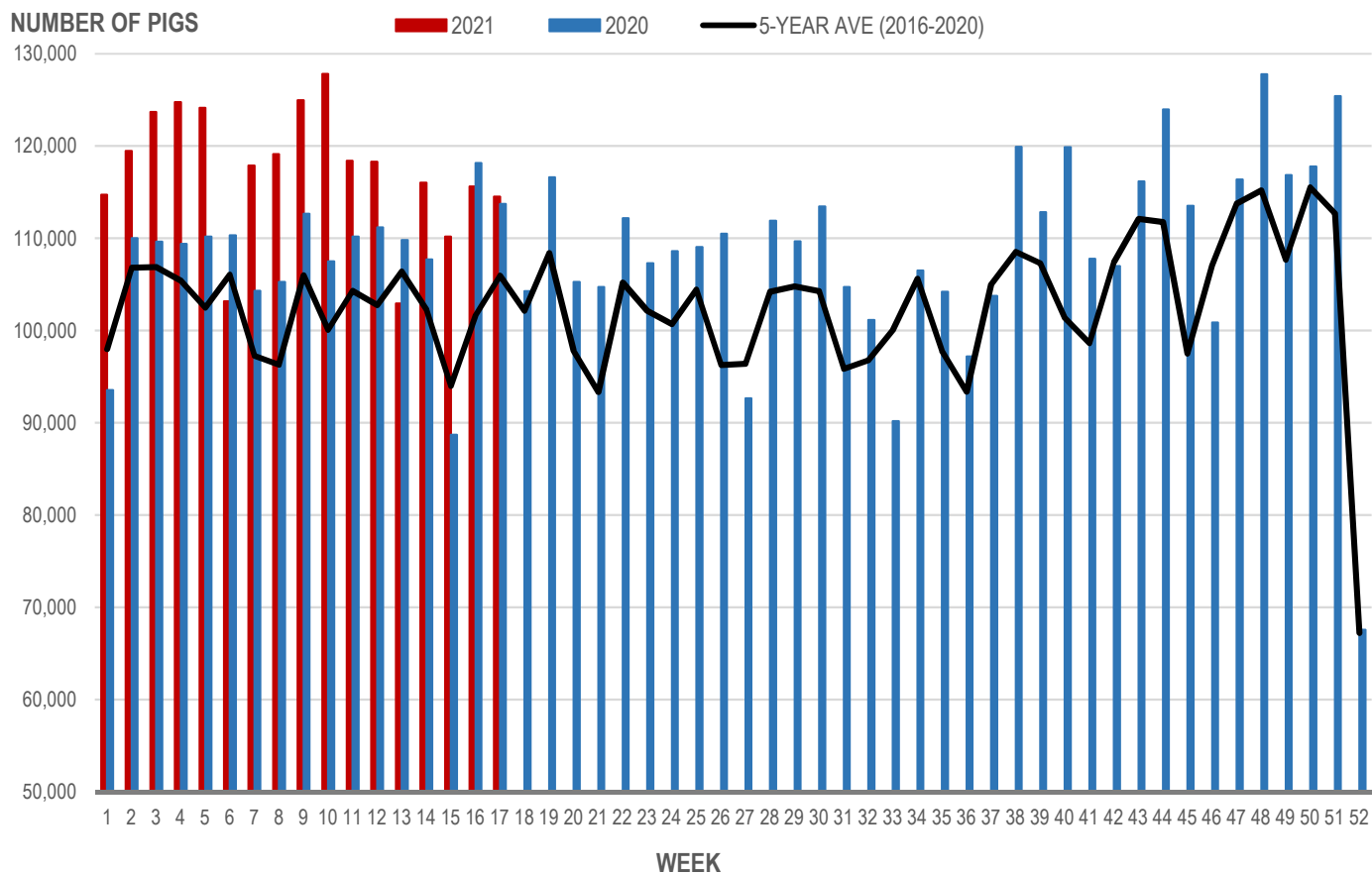
Source: Manitoba major processors

Number of Pigs Processed by Major Processors

Week	Week ending date	2021	2020	Change from Previous Week	Change from Previous Year
14	2021-04-09	116037	107707	12.7%	7.7%
15	2021-04-16	110176	88692	-5.1%	24.2%
16	2021-04-23	115602	118145	4.9%	-2.2%
17	2021-04-30	114529	113734	-0.9%	0.7%
Four week average		114086	107070	-	6.6%

Source: Manitoba major processors.

NUMBER OF PIGS PROCESSED BY MAJOR PROCESSORS WEEKLY



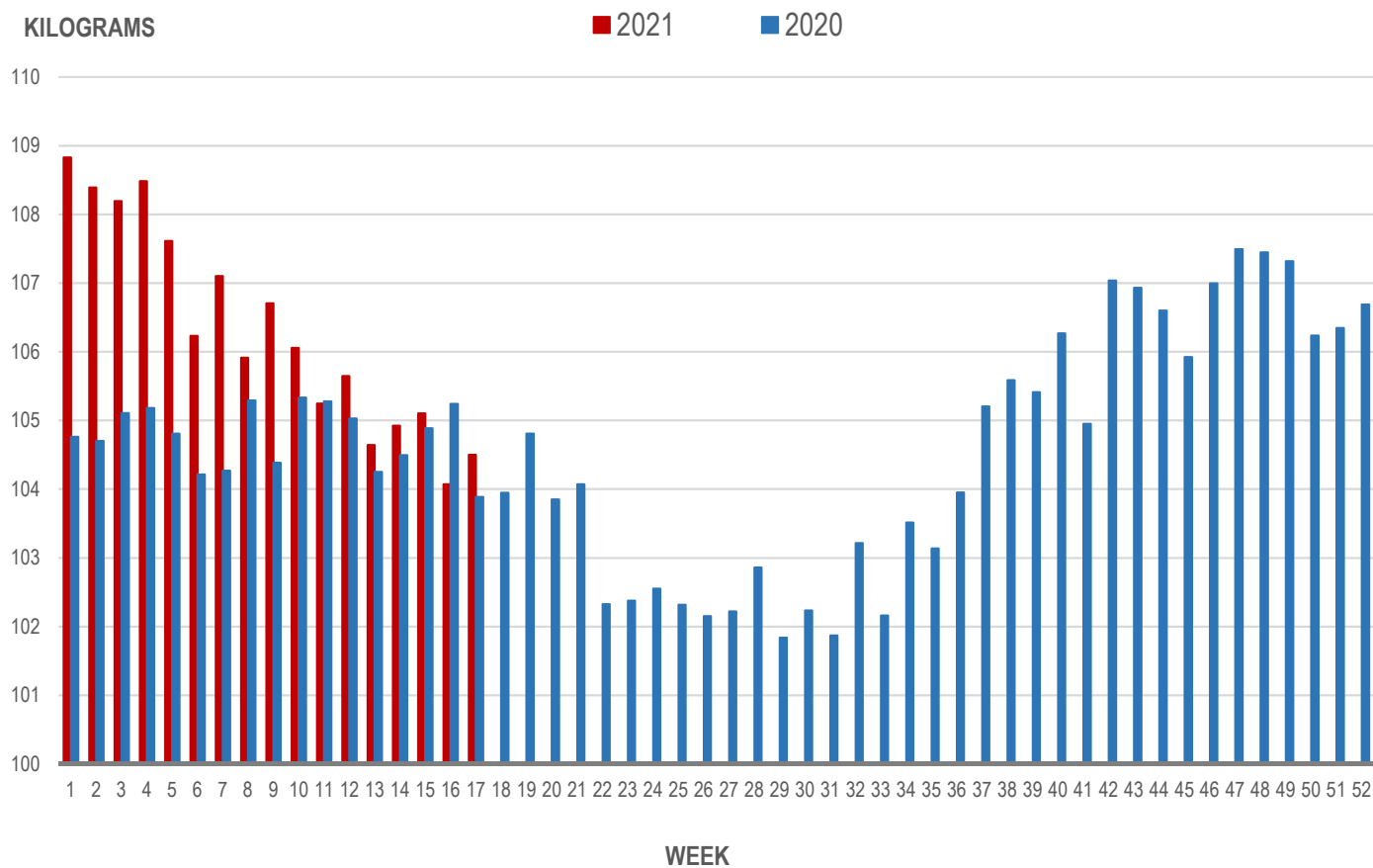
Source: Manitoba major processors

Average Weight of Hogs Processed by Major Processors, Kg

Week	Week ending date	2021	2020	Change from Previous Week	Change from Previous Year
14	2021-04-09	104.92	104.50	0.3%	0.4%
15	2021-04-16	105.10	104.89	0.2%	0.2%
16	2021-04-23	104.07	105.24	-1.0%	-1.1%
17	2021-04-30	104.50	103.89	0.4%	0.6%
Four week average		104.65	104.63	-	0.0%

Source: Manitoba major processors.

AVERAGE WEIGHT OF HOGS PROCESSED BY MAJOR PROCESSORS WEEKLY



Source: Manitoba major processors

CME FUTURES PRICES, US\$/lb, Friday settle price

	LEAN HOG	Change *	PORK CUTOUT	Change *
May 2021	110.13	0.78	113.70	-1.02
Jun 2021	109.73	4.00	115.25	3.03
July 2021	109.25	4.72	112.85	2.88
Aug 2021	105.50	4.35	111.10	3.72
Oct 2021	88.70	2.80	99.55	3.63
Dec 2021	81.45	2.10	93.03	3.03
Feb 2022	83.15	1.90	93.28	3.23
Apr 2022	84.75	1.72	94.60	3.22
May 2022	87.70	1.85	94.85	3.22
Jun 2022	91.50	1.03	102.43	6.50
July 2022	91.90	1.40	101.58	5.03
Aug 2022	90.25	2.00	102.20	5.03

Source: CME

* Price change from previous week, US\$

MAPLE LEAF Sig #4 - Contract Prices Top of Range

	Sig #4 Price C\$/100 kg	Change *
June 2021	239.49	11.17
July 2021	237.09	11.19
Aug 2021	233.43	10.30
Sep 2021	200.92	6.08
Oct 2021	191.88	6.35
Nov 2021	183.27	4.13
Dec 2021	175.86	4.20
Jan 2022	177.60	NA

Source: HAMs Marketing

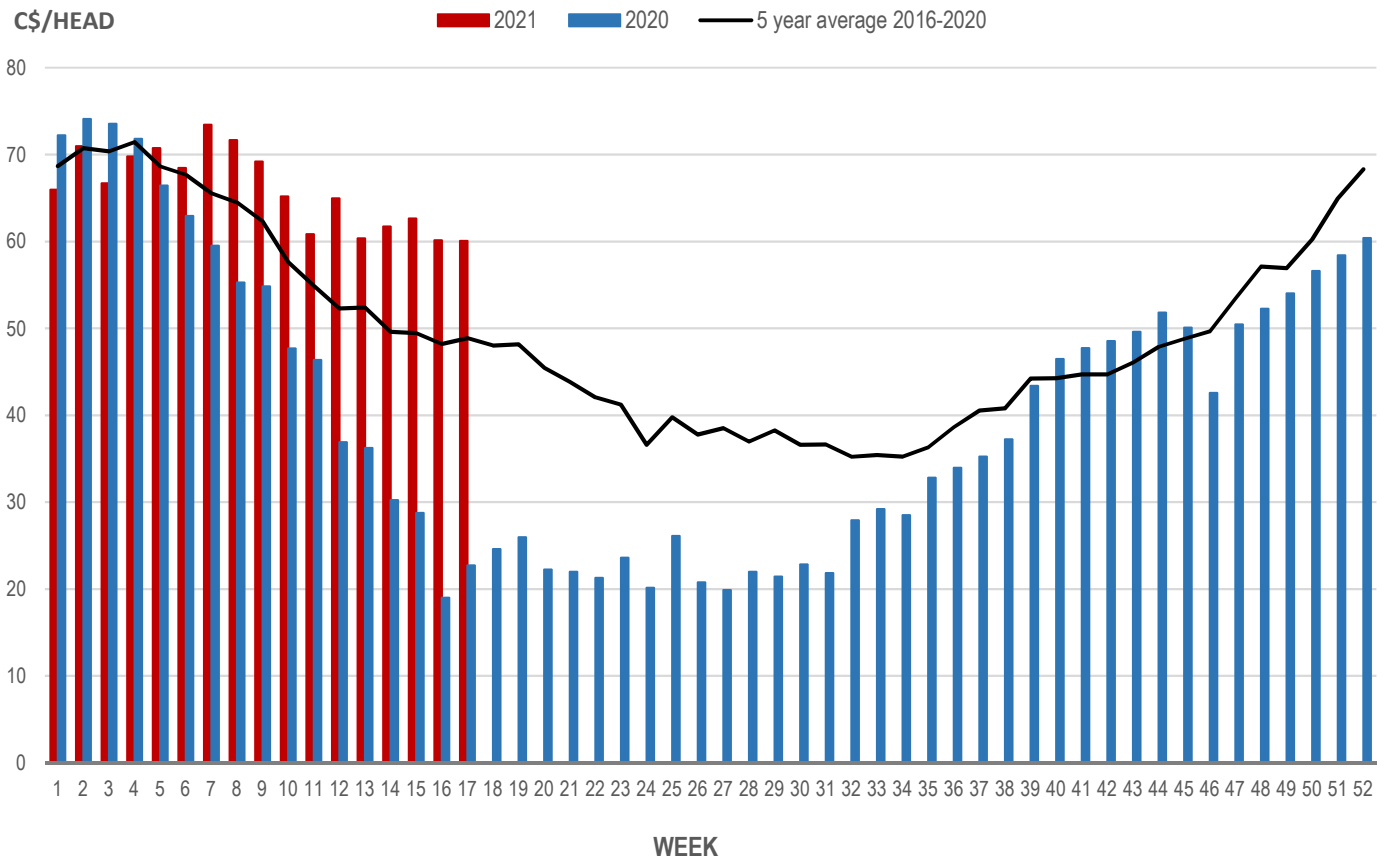
* Price change from previous week, C\$

Weaning Pigs (U.S. Total Composite Weighted Average Price per Head)

	Formula and Cash Low, US\$/Head	Formula and Cash High, US\$/Head	Wtd Avg Price, US\$/Head	Wtd Avg Price, C\$/Head
Early Weaned (10-12 lb)	40.00	58.00	48.93	60.08
Feeder Pigs (40 lb)	81.00	101.00	93.13	114.35

Source: USDA, AMS

EARLY WEANED PIGS (U.S. TOTAL COMPOSITE WEIGHTED AVERAGE PRICE PER HEAD) WEEKLY



Source: USDA, AMS

Contact us

Go to manitoba.ca/agriculture and click on Markets and Statistics

Email us at industryintelligence@gov.mb.ca

Follow us on Twitter @MBGovAg