


MANITOBA MARKETS

Hog Prices



June 1, 2021

For definitions of how data is collected and calculated, please see

<https://www.gov.mb.ca/agriculture/markets-and-statistics/livestock-statistics/pubs/hog-price-report-definitions-and-methodology.pdf>

Exchange rates (Monday close)

1 US \$ = C \$1.2072

1 EURO = C \$1.4749

1 Yen = C \$0.01102

<https://www.bankofcanada.ca/rates/exchange/daily-exchange-rates/>

Manitoba Weighted Average Carcass Prices (including premiums and discounts)

All In Weights C\$/100 kg

Week	Week ending date	2021	2020	Change from Previous Week	Change from Previous Year
18	2021-05-07	242.31	164.32	-0.9%	47.5%
19	2021-05-14	245.24	194.18	1.2%	26.3%
20	2021-05-21	245.72	208.67	0.2%	17.8%
21	2021-05-28	241.42	202.62	-1.8%	19.1%
Four week average		243.67	192.45	-	26.6%

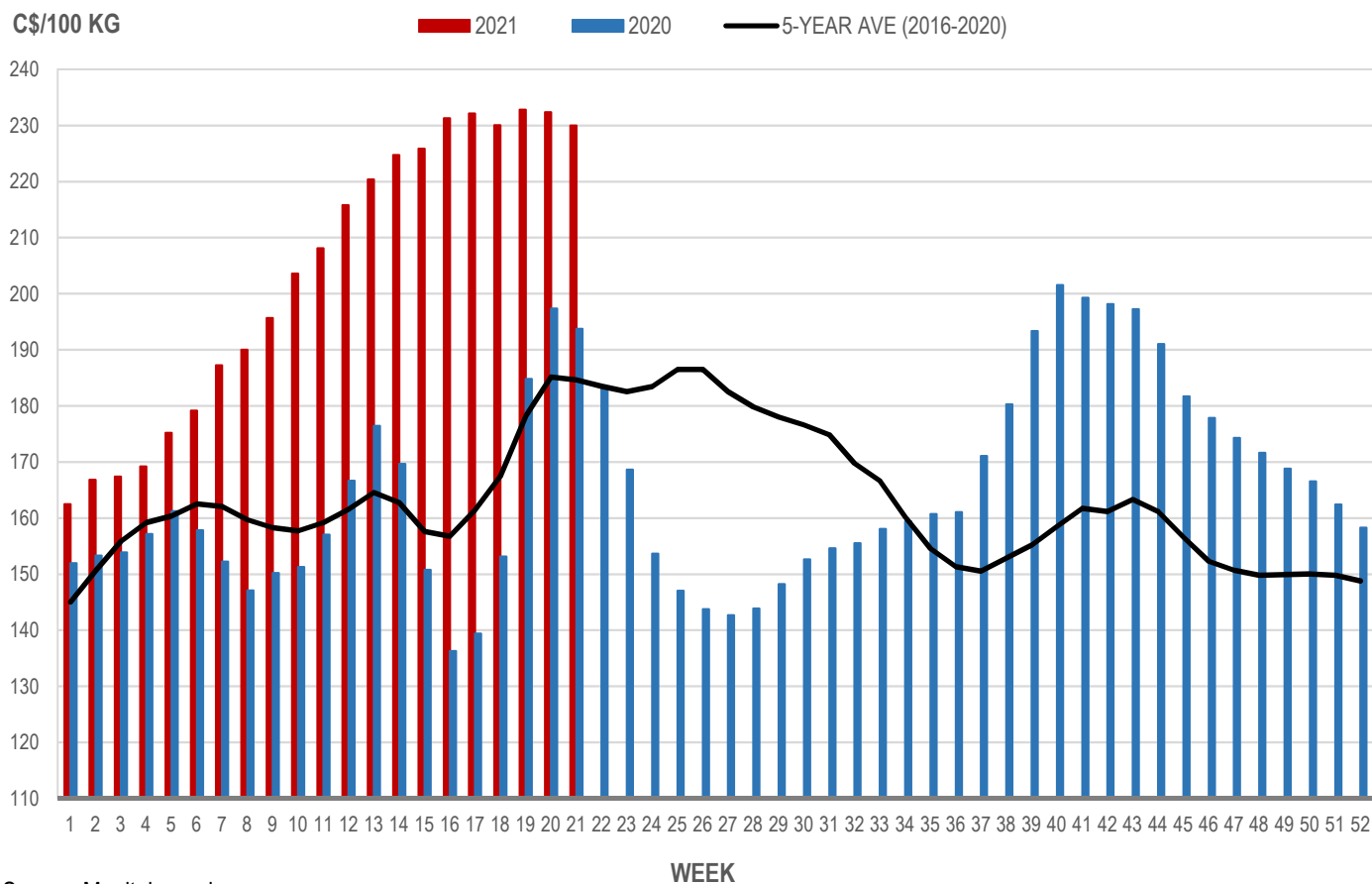
Source: Manitoba major processors.

Index 100, C\$/100 kg

Week	Week ending date	2021	2020	Change from Previous Week	Change from Previous Year
18	2021-05-07	230.04	153.14	-0.9%	50.2%
19	2021-05-14	232.79	184.80	1.2%	26.0%
20	2021-05-21	232.36	197.37	-0.2%	17.7%
21	2021-05-28	229.97	193.75	-1.0%	18.7%
Four week average		231.29	182.26	-	26.9%

Source: Manitoba major processors.

MANITOBA WEIGHTED AVERAGE INDEX 100 HOG PRICES WEEKLY



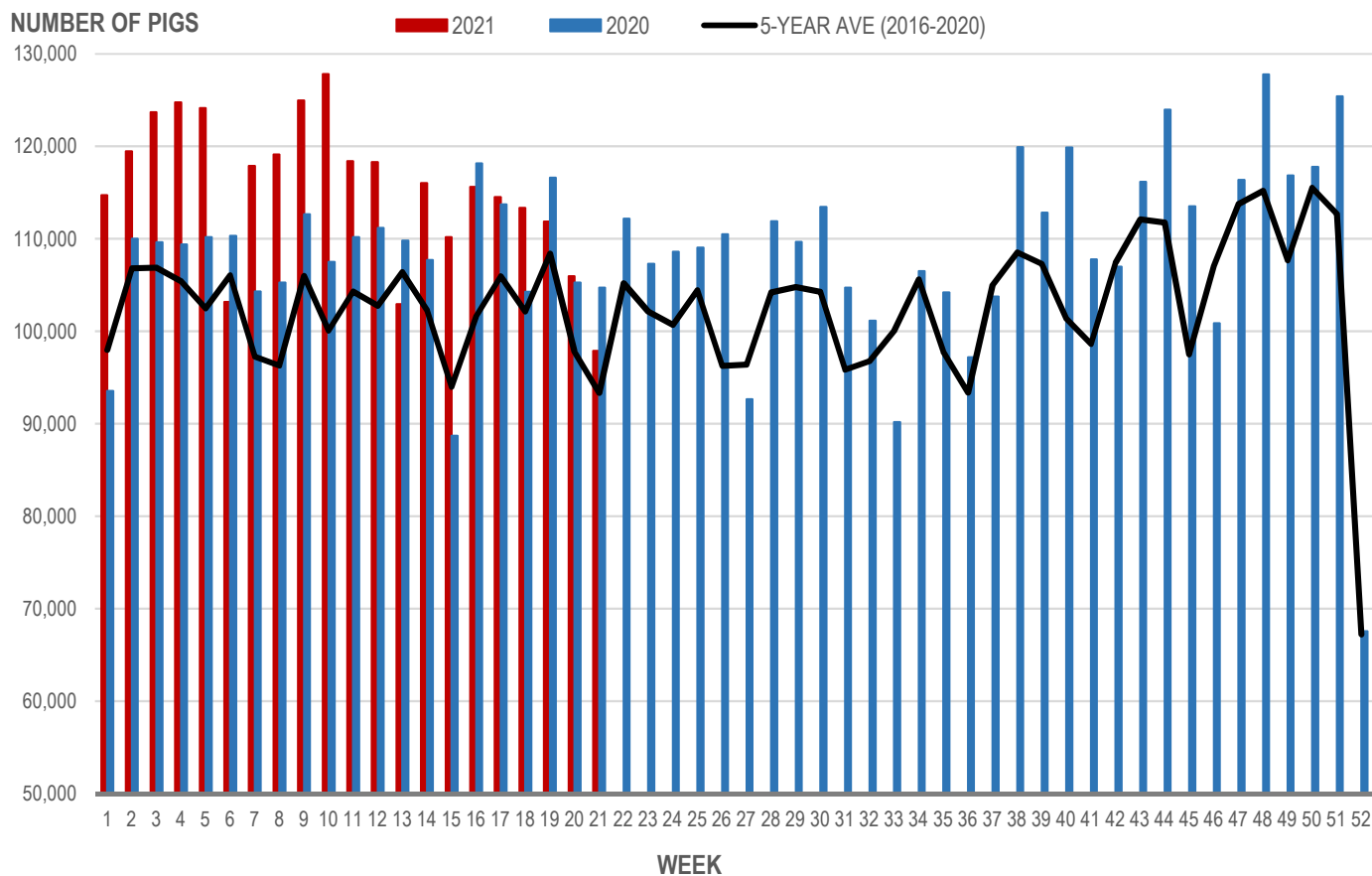
Source: Manitoba major processors

Number of Pigs Processed by Major Processors

Week	Week ending date	2021	2020	Change from Previous Week	Change from Previous Year
18	2021-05-07	113,353	104,260	-1.0%	8.7%
19	2021-05-14	111,852	116,626	-1.3%	-4.1%
20	2021-05-21	105,960	105,272	-5.3%	0.7%
21	2021-05-28	97,873	104,707	-7.6%	-6.5%
Four week average		107,260	107,716	-	-0.4%

Source: Manitoba major processors.

NUMBER OF PIGS PROCESSED BY MAJOR PROCESSORS WEEKLY



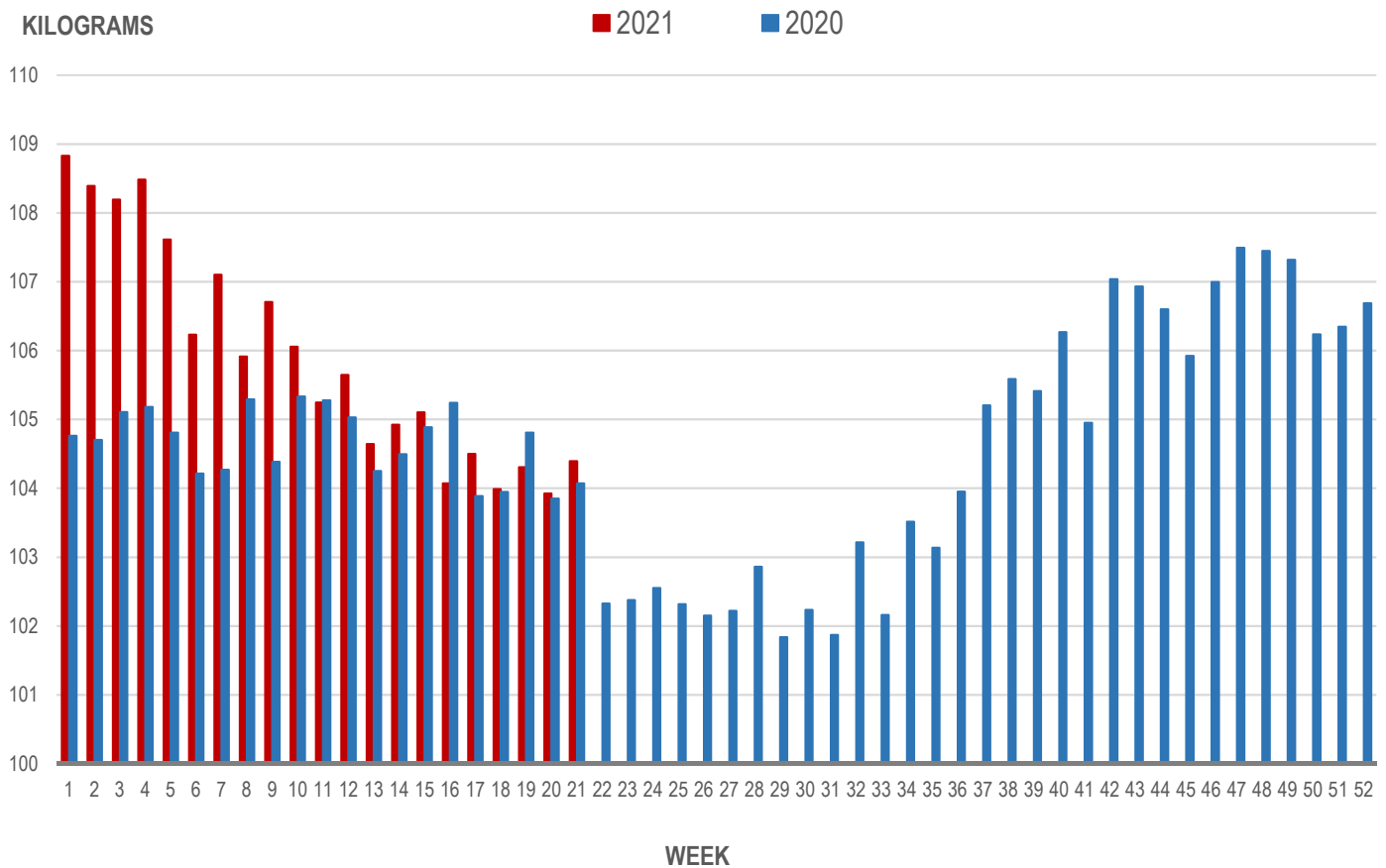
Source: Manitoba major processors

Average Weight of Hogs Processed by Major Processors, Kg

Week	Week ending date	2021	2020	Change from Previous Week	Change from Previous Year
18	2021-05-07	103.99	103.95	-0.5%	0.0%
19	2021-05-14	104.30	104.81	0.3%	-0.5%
20	2021-05-21	103.93	103.85	-0.4%	0.1%
21	2021-05-28	104.39	104.07	0.4%	0.3%
Four week average		104.15	104.17	-	0.0%

Source: Manitoba major processors.

AVERAGE WEIGHT OF HOGS PROCESSED BY MAJOR PROCESSORS WEEKLY



Source: Manitoba major processors

CME FUTURES PRICES, US\$/lb, Friday settle price

	LEAN HOG	Change *	PORK CUTOUT	Change *
Jun 2021	117.25	3.03	126.85	2.35
July 2021	119.35	2.80	126.20	4.40
Aug 2021	116.23	4.20	122.75	4.00
Oct 2021	94.08	1.80	105.50	1.90
Dec 2021	84.18	0.27	96.13	1.38
Feb 2022	85.08	0.15	91.90	-1.85
Apr 2022	86.20	0.30	94.05	-1.03
May 2022	88.53	0.53	94.30	-1.03
Jun 2022	92.30	-0.20	100.90	-1.15
July 2022	91.83	-0.45	98.03	-1.15
Aug 2022	89.90	0.38	98.30	-1.15
Oct 2022	81.35	-1.00	93.70	-2.27

Source: CME

* Price change from previous week, US\$

MAPLE LEAF Sig #4 - Contract Prices Top of Range

	Sig #4 Price C\$/100 kg	Change *
June 2021	245.67	11.15
July 2021	248.14	12.90
Aug 2021	247.50	15.15
Sep 2021	205.35	7.03
Oct 2021	196.92	7.45
Nov 2021	183.32	3.11
Dec 2021	176.22	3.08
Jan 2022	176.25	1.37
Feb 2022	178.61	1.37

Source: HAMs Marketing

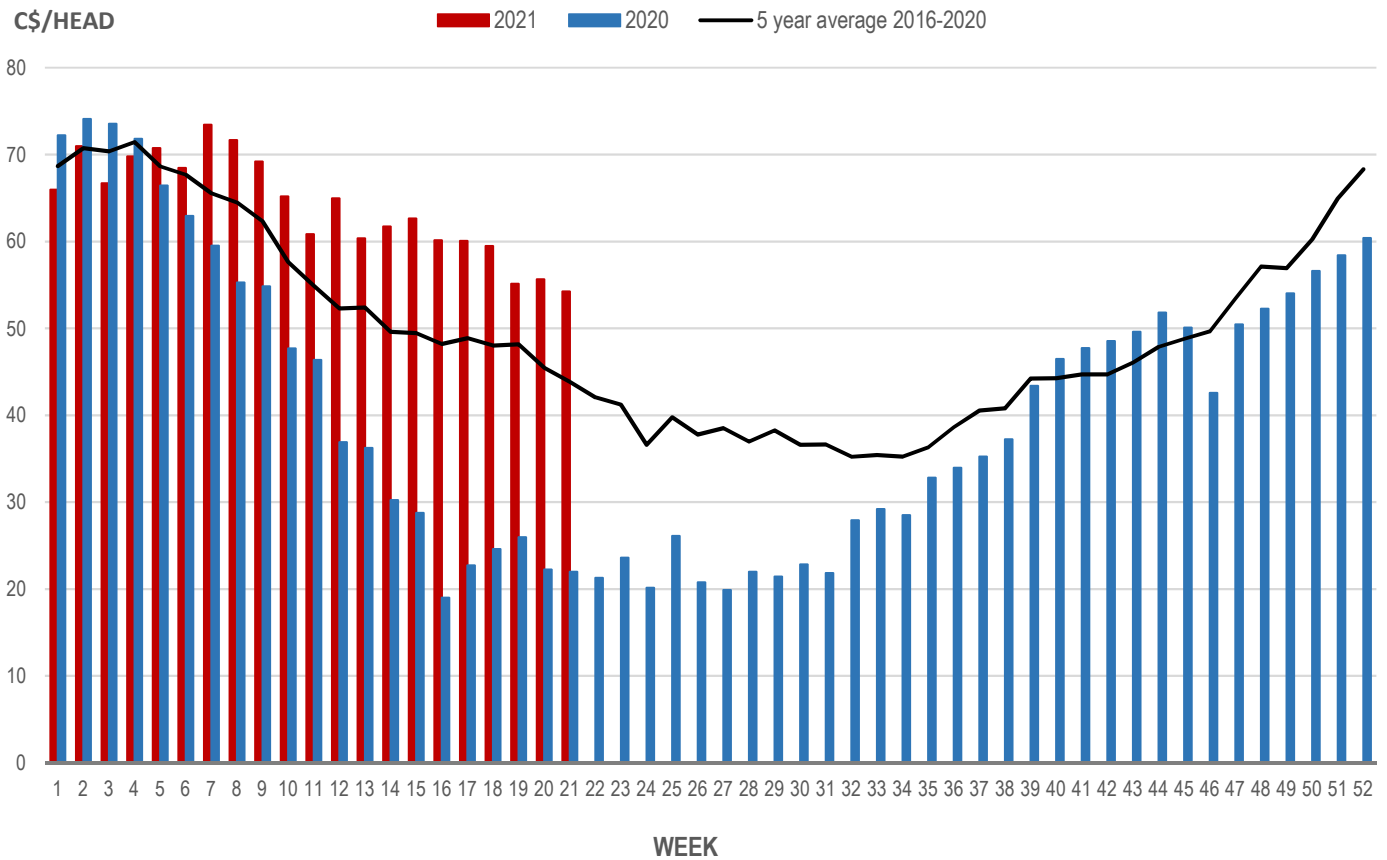
* Price change from previous week, C\$

Weaning Pigs (U.S. Total Composite Weighted Average Price per Head)

	Formula and Cash Low, US\$/Head	Formula and Cash High, US\$/Head	Wtd Avg Price, US\$/Head	Wtd Avg Price, C\$/Head
Early Weaned (10-12 lb)	35.00	54.00	44.93	54.24
Feeder Pigs (40 lb)	70.00	84.00	80.13	96.73

Source: USDA, AMS

EARLY WEANED PIGS (U.S. TOTAL COMPOSITE WEIGHTED AVERAGE PRICE PER HEAD) WEEKLY



Source: USDA, AMS

Contact us

Go to manitoba.ca/agriculture and click on Markets and Statistics

Email us at industryintelligence@gov.mb.ca

Follow us on Twitter @MBGovAg