


MANITOBA MARKETS

Hog Prices



June 8, 2021

For definitions of how data is collected and calculated, please see

<https://www.gov.mb.ca/agriculture/markets-and-statistics/livestock-statistics/pubs/hog-price-report-definitions-and-methodology.pdf>

Exchange rates (Friday close)

1 US \$ = C \$1.2084

1 EURO = C \$1.4700

1 Yen = C \$0.01103

<https://www.bankofcanada.ca/rates/exchange/daily-exchange-rates/>

Manitoba Weighted Average Carcass Prices (including premiums and discounts)

All In Weights C\$/100 kg

Week	Week ending date	2021	2020	Change from Previous Week	Change from Previous Year
19	2021-05-14	245.24	194.18	1.2%	26.3%
20	2021-05-21	245.72	208.67	0.2%	17.8%
21	2021-05-28	241.42	202.62	-1.8%	19.1%
22	2021-06-04	254.71	193.15	5.5%	31.9%
Four week average		246.77	199.66	-	23.6%

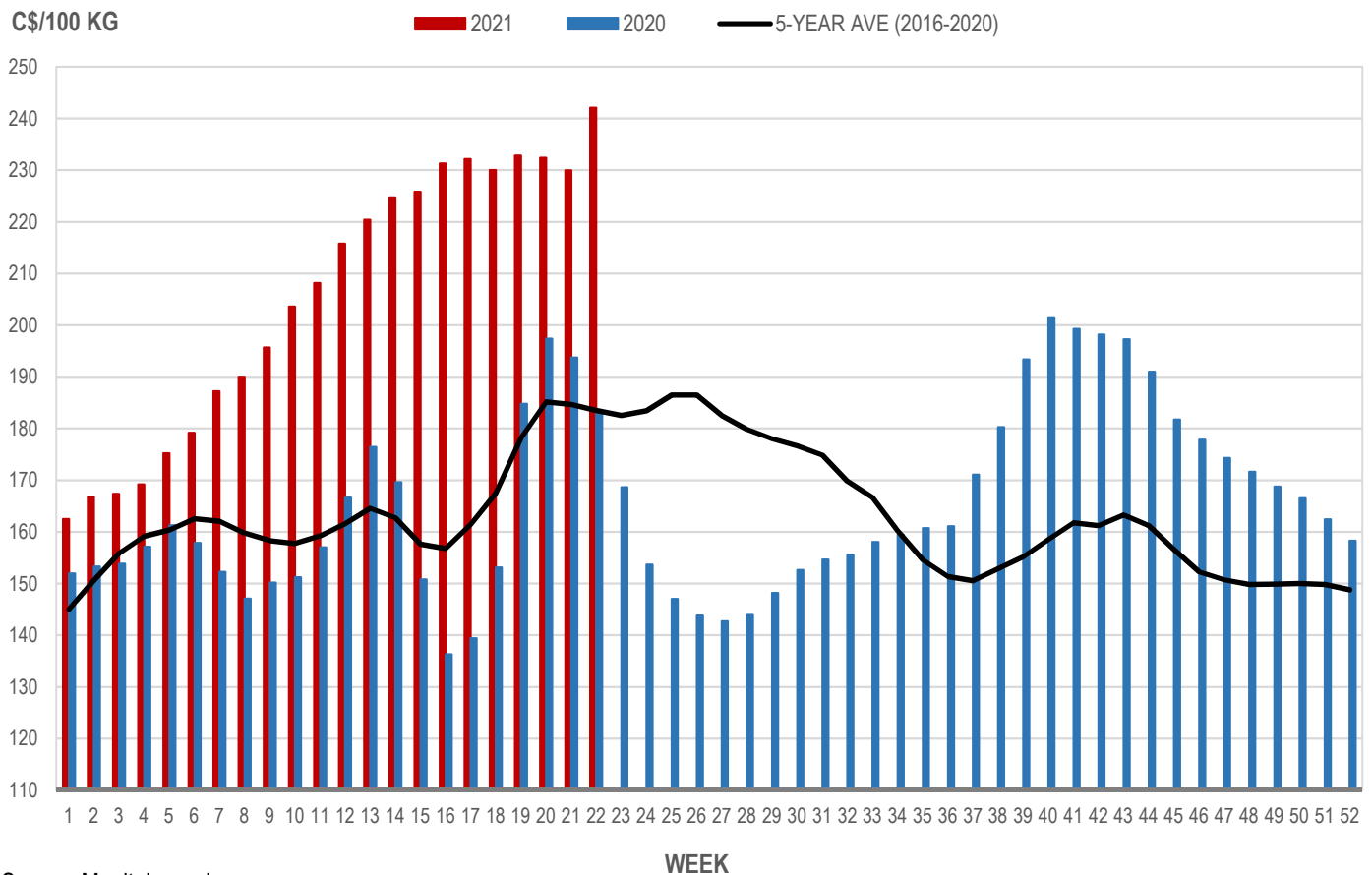
Source: Manitoba major processors.

Index 100, C\$/100 kg

Week	Week ending date	2021	2020	Change from Previous Week	Change from Previous Year
19	2021-05-14	232.79	184.80	1.2%	26.0%
20	2021-05-21	232.36	197.37	-0.2%	17.7%
21	2021-05-28	229.97	193.75	-1.0%	18.7%
22	2021-06-04	242.08	183.33	5.3%	32.0%
Four week average		234.30	189.81	-	23.4%

Source: Manitoba major processors.

MANITOBA WEIGHTED AVERAGE INDEX 100 HOG PRICES WEEKLY



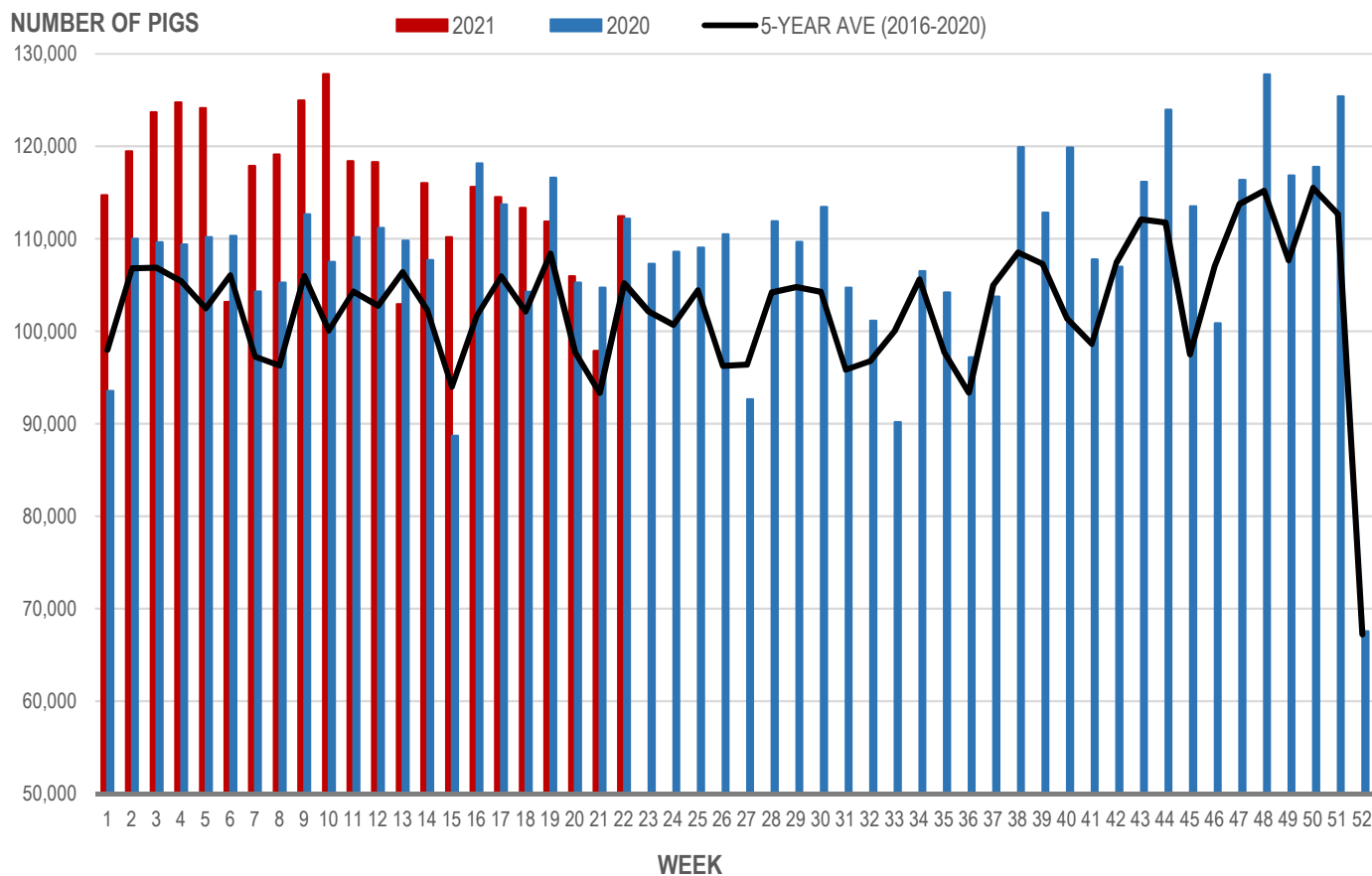
Source: Manitoba major processors

Number of Pigs Processed by Major Processors

Week	Week ending date	2021	2020	Change from Previous Week	Change from Previous Year
19	2021-05-14	111,852	116,626	-1.3%	-4.1%
20	2021-05-21	105,960	105,272	-5.3%	0.7%
21	2021-05-28	97,873	104,707	-7.6%	-6.5%
22	2021-06-04	112,465	112,167	14.9%	0.3%
Four week average		107,038	109,693	-	-2.4%

Source: Manitoba major processors.

NUMBER OF PIGS PROCESSED BY MAJOR PROCESSORS WEEKLY



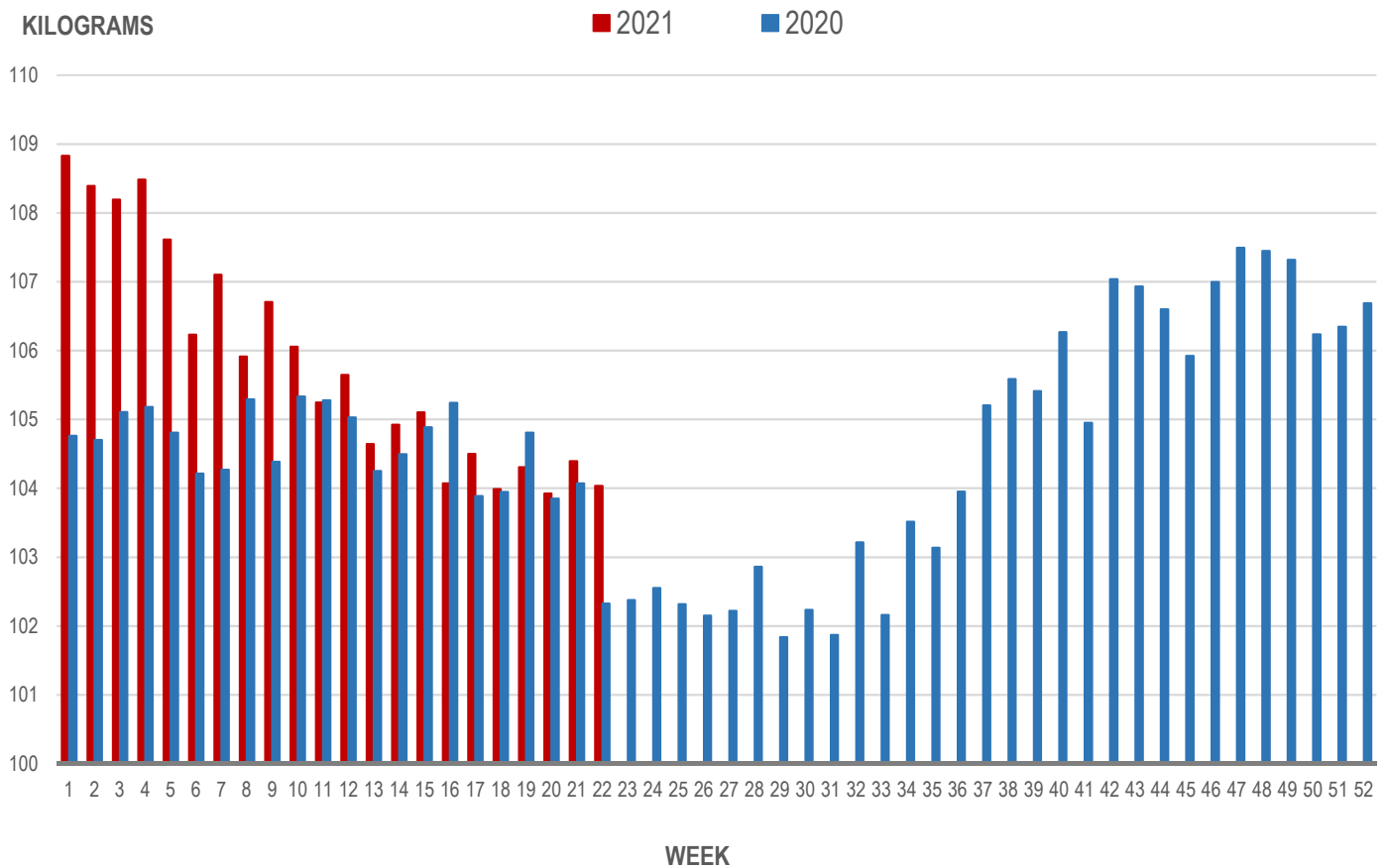
Source: Manitoba major processors

Average Weight of Hogs Processed by Major Processors, Kg

Week	Week ending date	2021	2020	Change from Previous Week	Change from Previous Year
19	2021-05-14	104.30	104.81	0.3%	-0.5%
20	2021-05-21	103.93	103.85	-0.4%	0.1%
21	2021-05-28	104.39	104.07	0.4%	0.3%
22	2021-06-04	104.04	102.33	-0.3%	1.7%
Four week average		104.16	103.76	-	0.4%

Source: Manitoba major processors.

AVERAGE WEIGHT OF HOGS PROCESSED BY MAJOR PROCESSORS WEEKLY



Source: Manitoba major processors

CME FUTURES PRICES, US\$/lb, Friday settle price

	LEAN HOG	Change *	PORK CUTOUT	Change *
Jun 2021	119.50	2.25	132.65	5.80
July 2021	120.60	1.25	130.50	4.30
Aug 2021	117.58	1.35	124.65	1.90
Oct 2021	95.88	1.80	106.75	1.25
Dec 2021	87.03	2.85	99.03	2.90
Feb 2022	88.10	3.02	94.53	2.63
Apr 2022	88.98	2.77	97.43	3.38
May 2022	91.30	2.77	98.43	4.13
Jun 2022	95.00	2.70	105.00	4.10
July 2022	94.38	2.55	102.13	4.10
Aug 2022	92.00	2.10	102.40	4.10
Oct 2022	80.00	-1.35	93.20	-0.50

Source: CME

* Price change from previous week, US\$

MAPLE LEAF Sig #4 - Contract Prices Top of Range

	Sig #4 Price C\$/100 kg	Change *
July 2021	249.39	1.25
Aug 2021	248.38	0.88
Sep 2021	207.80	2.45
Oct 2021	198.50	1.58
Nov 2021	187.25	3.93
Dec 2021	180.17	3.95
Jan 2022	182.46	6.21
Feb 2022	184.82	6.21

Source: HAMs Marketing

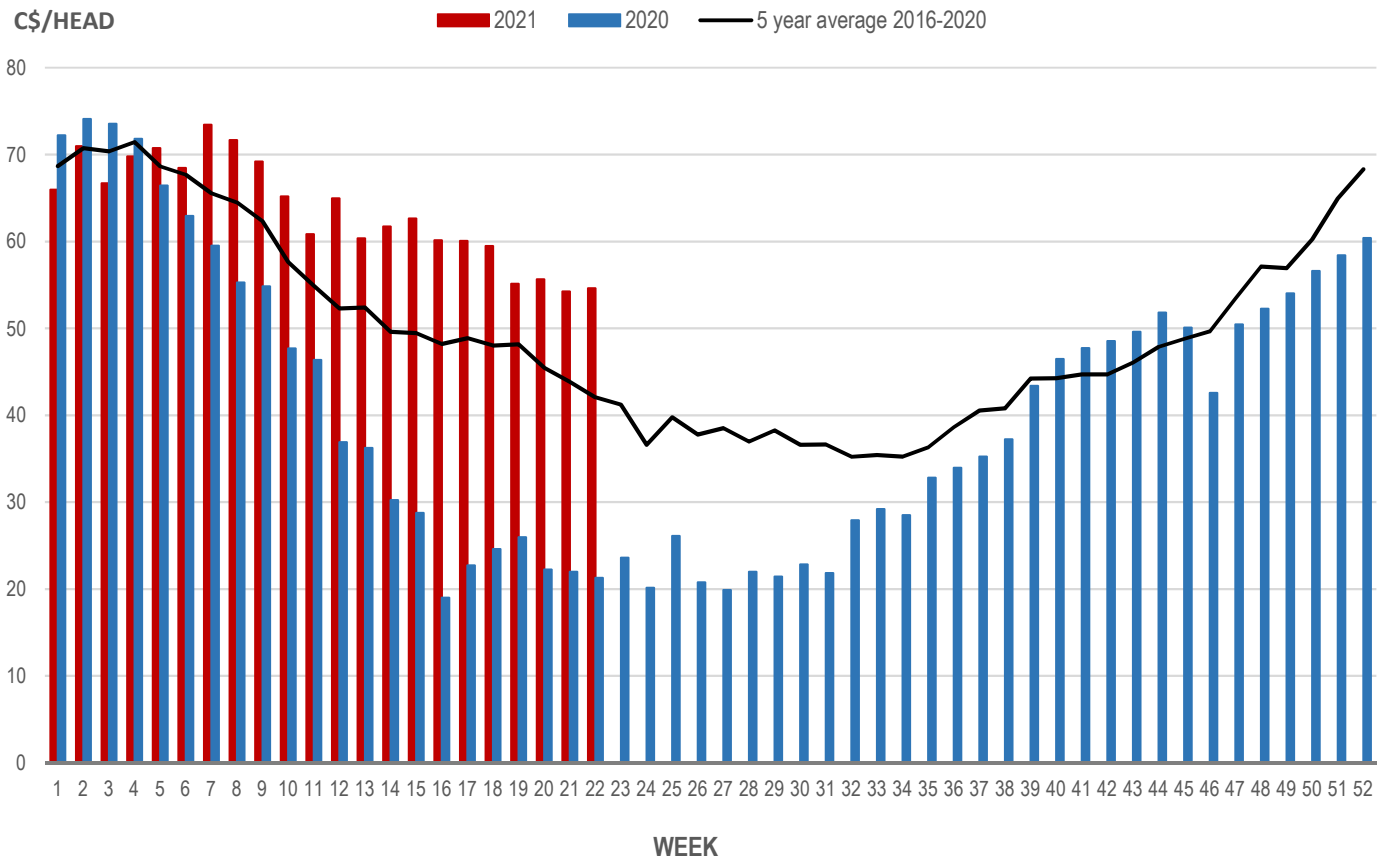
* Price change from previous week, C\$

Weaning Pigs (U.S. Total Composite Weighted Average Price per Head)

	Formula and Cash Low, US\$/Head	Formula and Cash High, US\$/Head	Wtd Avg Price, US\$/Head	Wtd Avg Price, C\$/Head
Early Weaned (10-12 lb)	32.00	54.07	45.19	54.61
Feeder Pigs (40 lb)	68.00	77.00	72.39	87.48

Source: USDA, AMS

EARLY WEANED PIGS (U.S. TOTAL COMPOSITE WEIGHTED AVERAGE PRICE PER HEAD) WEEKLY



Source: USDA, AMS

Contact us

Go to manitoba.ca/agriculture and click on Markets and Statistics

Email us at industryintelligence@gov.mb.ca

Follow us on Twitter @MBGovAg