

## MANITOBA MARKETS

# Hog Prices



July 13, 2021

For definitions of how data is collected and calculated, please see

<https://www.gov.mb.ca/agriculture/markets-and-statistics/livestock-statistics/pubs/hog-price-report-definitions-and-methodology.pdf>

### Exchange rates (Friday close)

1 US \$ = C \$1.2476

1 EURO = C \$1.4806

1 Yen = C \$0.01133

<https://www.bankofcanada.ca/rates/exchange/daily-exchange-rates/>

### Manitoba Weighted Average Carcass Prices (including premiums and discounts)

#### All In Weights C\$/100 kg

Week	Week ending date	2021	2020	Change from Previous Week	Change from Previous Year
24	2021-06-18	261.53	161.95	0.3%	61.5%
25	2021-06-25	257.42	154.83	-1.6%	66.3%
26	2021-07-02	248.16	151.34	-3.6%	64.0%
27	2021-07-09	251.46	149.71	1.3%	68.0%
<b>Four week average</b>		<b>254.64</b>	<b>154.46</b>	<b>-</b>	<b>64.9%</b>

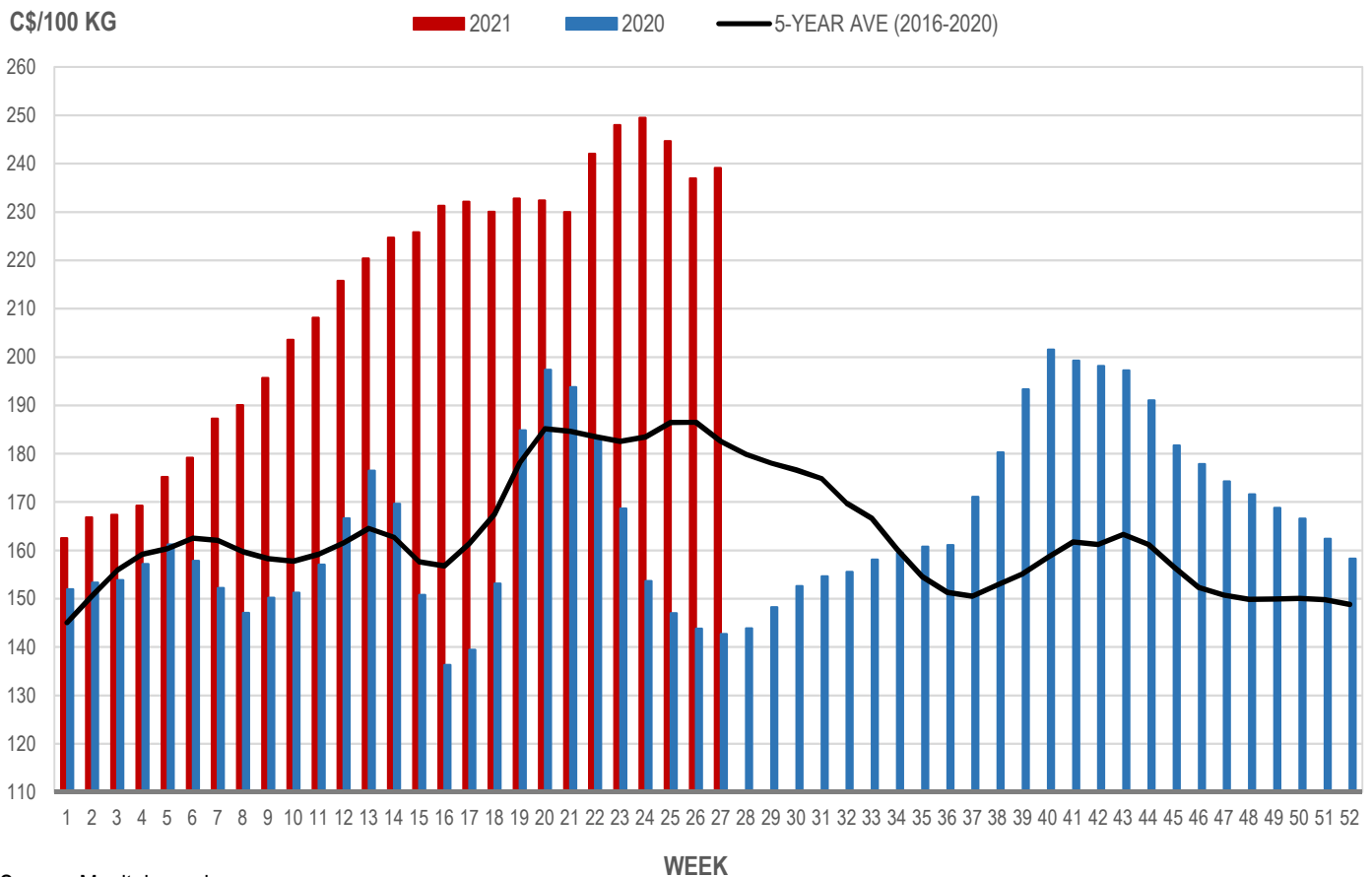
Source: Manitoba major processors.

## Index 100, C\$/100 kg

Week	Week ending date	2021	2020	Change from Previous Week	Change from Previous Year
24	2021-06-18	249.47	153.65	0.6%	62.4%
25	2021-06-25	244.68	147.03	-1.9%	66.4%
26	2021-07-02	236.96	143.78	-3.2%	64.8%
27	2021-07-09	239.10	142.71	0.9%	67.5%
<b>Four week average</b>		<b>242.55</b>	<b>146.79</b>	<b>-</b>	<b>65.2%</b>

Source: Manitoba major processors.

### MANITOBA WEIGHTED AVERAGE INDEX 100 HOG PRICES WEEKLY



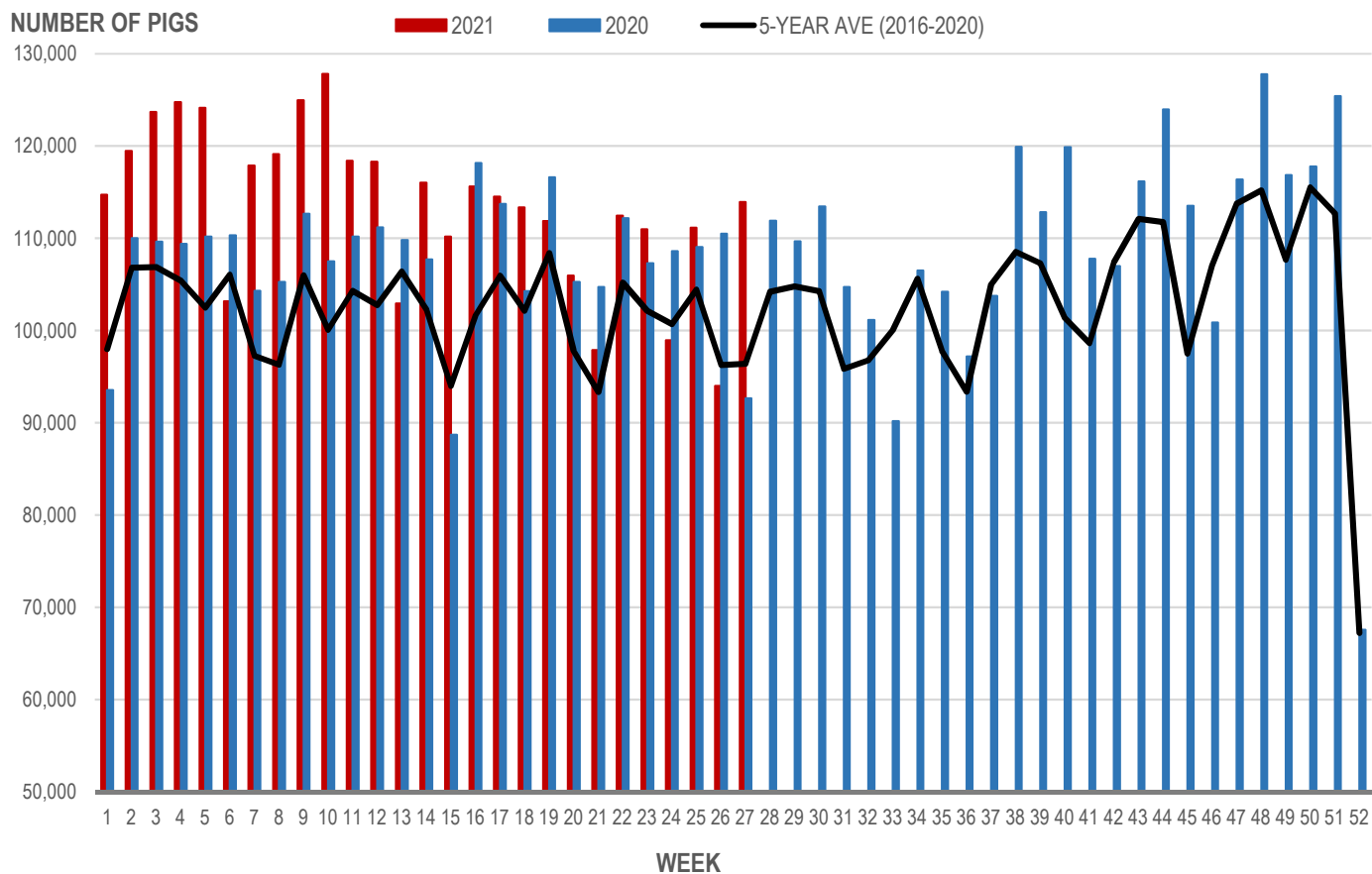
Source: Manitoba major processors

## Number of Pigs Processed by Major Processors

Week	Week ending date	2021	2020	Change from Previous Week	Change from Previous Year
24	2021-06-18	98,946	108,608	-10.8%	-8.9%
25	2021-06-25	111,155	109,049	12.3%	1.9%
26	2021-07-02	94,007	110,478	-15.4%	-14.9%
27	2021-07-09	113,932	92,649	21.2%	23.0%
<b>Four week average</b>		<b>104,510</b>	<b>105,196</b>	<b>-</b>	<b>-0.7%</b>

Source: Manitoba major processors.

### NUMBER OF PIGS PROCESSED BY MAJOR PROCESSORS WEEKLY



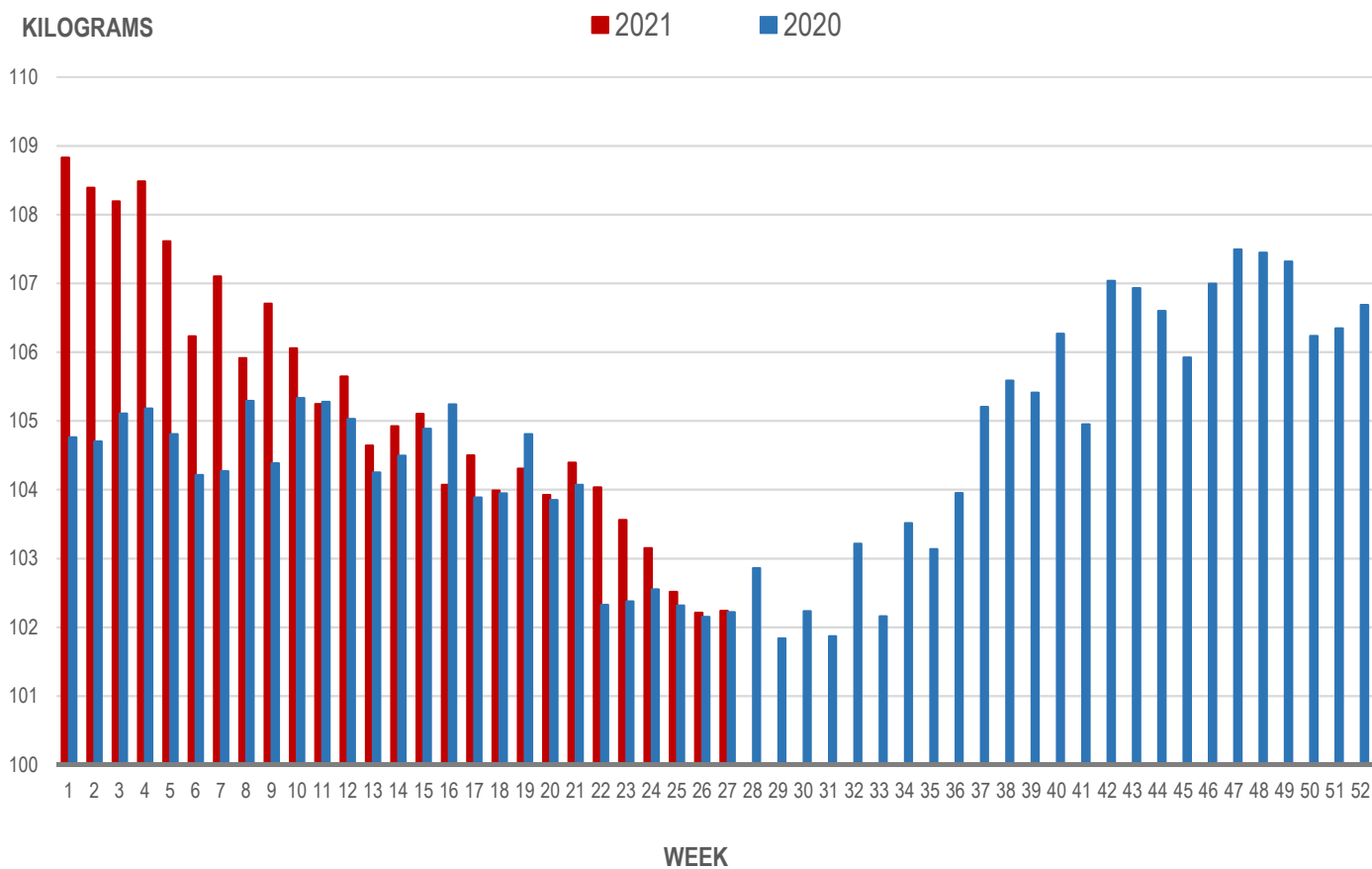
Source: Manitoba major processors

## Average Weight of Hogs Processed by Major Processors, Kg

Week	Week ending date	2021	2020	Change from Previous Week	Change from Previous Year
24	2021-06-18	103.15	102.55	-0.4%	0.6%
25	2021-06-25	102.51	102.32	-0.6%	0.2%
26	2021-07-02	102.21	102.15	-0.3%	0.1%
27	2021-07-09	102.24	102.22	0.0%	0.0%
<b>Four week average</b>		<b>102.53</b>	<b>102.31</b>	<b>-</b>	<b>0.2%</b>

Source: Manitoba major processors.

### AVERAGE WEIGHT OF HOGS PROCESSED BY MAJOR PROCESSORS WEEKLY



Source: Manitoba major processors

**CME FUTURES PRICES, US\$/lb, Friday settle price**

	<b>LEAN HOG</b>	<b>Change *</b>	<b>PORK CUTOUT</b>	<b>Change *</b>
July 2021	111.00	2.35	118.48	3.27
Aug 2021	101.58	1.35	108.83	2.50
Oct 2021	85.43	0.72	97.78	0.10
Dec 2021	79.05	0.22	92.68	1.97
Feb 2022	83.10	0.13	90.30	0.30
Apr 2022	86.18	-0.13	94.83	0.03
May 2022	88.95	-0.25	96.48	0.67
Jun 2022	93.58	-0.20	102.90	0.68
July 2022	92.78	0.23	100.03	0.68
Aug 2022	90.20	0.13	101.15	0.68
Oct 2022	75.75	-0.50	88.95	0.33
Dec 2022	70.65	-0.95	82.98	0.32

Source: CME

\* Price change from previous week, US\$

**MAPLE LEAF Sig #4 - Contract Prices Top of Range**

	<b>Sig #4 Price C\$/100 kg</b>	<b>Change *</b>
Aug 2021	217.83	3.04
Sep 2021	188.85	0.87
Oct 2021	179.56	0.75
Nov 2021	174.45	2.44
Dec 2021	167.13	2.37
Jan 2022	176.14	4.03
Feb 2022	179.69	4.06
Mar 2022	179.74	4.11

Source: HAMs Marketing

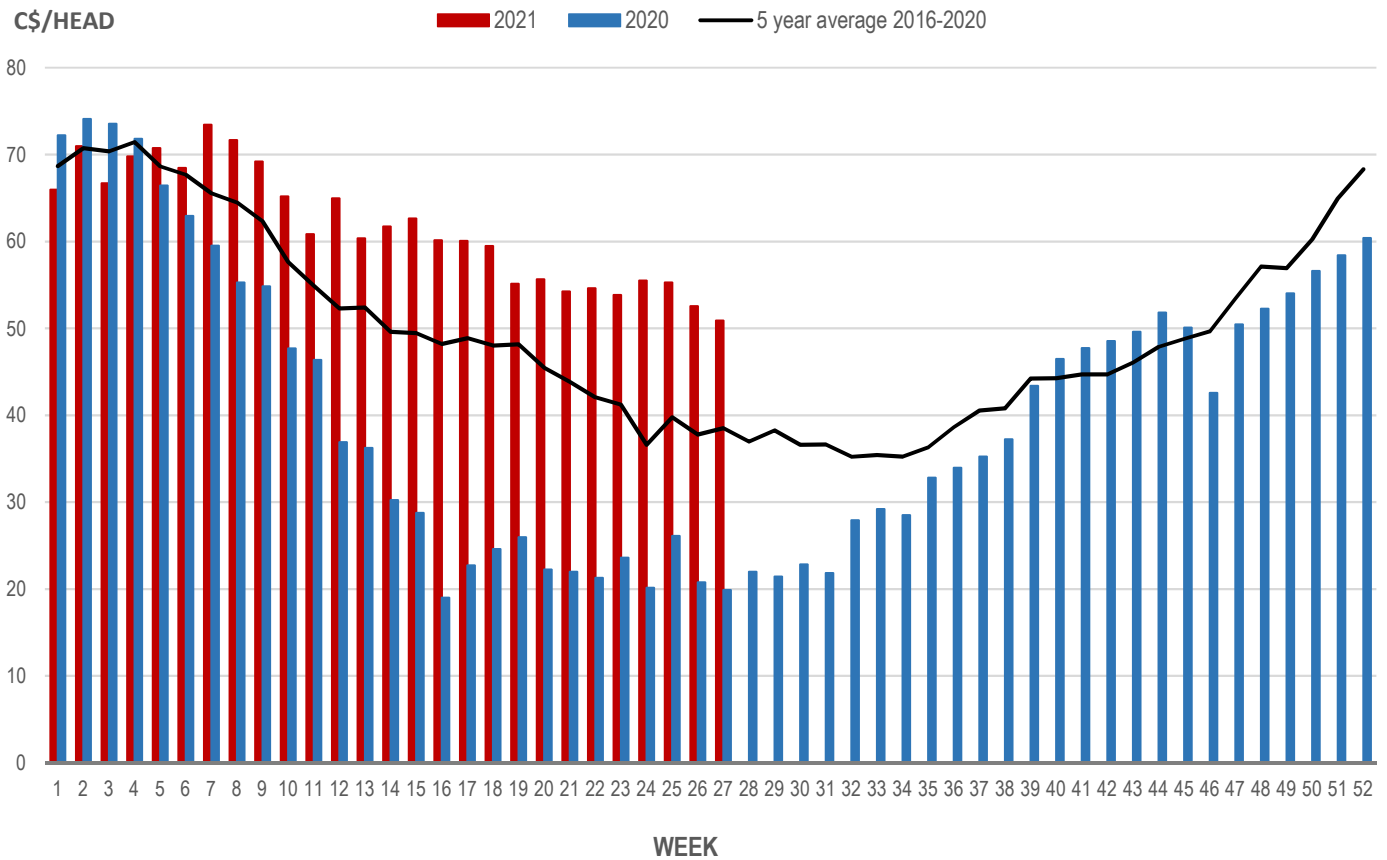
\* Price change from previous week, C\$

## Weaning Pigs (U.S. Total Composite Weighted Average Price per Head)

	Formula and Cash Low, US\$/Head	Formula and Cash High, US\$/Head	Wtd Avg Price, US\$/Head	Wtd Avg Price, C\$/Head
Early Weaned (10-12 lb)	31.30	49.00	40.79	50.89
Feeder Pigs (40 lb)	59.00	65.00	60.90	75.98

Source: USDA, AMS

## EARLY WEANED PIGS (U.S. TOTAL COMPOSITE WEIGHTED AVERAGE PRICE PER HEAD) WEEKLY



Source: USDA, AMS

### Contact us

Go to [manitoba.ca/agriculture](http://manitoba.ca/agriculture) and click on Markets and Statistics

Email us at [industryintelligence@gov.mb.ca](mailto:industryintelligence@gov.mb.ca)

Follow us on Twitter @MBGovAg