

MANITOBA MARKETS

Hog Prices



July 20, 2021

For definitions of how data is collected and calculated, please see

<https://www.gov.mb.ca/agriculture/markets-and-statistics/livestock-statistics/pubs/hog-price-report-definitions-and-methodology.pdf>

Exchange rates (Friday close)

1 US \$ = C \$1.2593

1 EURO = C \$1.4869

1 Yen = C \$0.01143

<https://www.bankofcanada.ca/rates/exchange/daily-exchange-rates/>

Manitoba Weighted Average Carcass Prices (including premiums and discounts)

All In Weights C\$/100 kg

Week	Week ending date	2021	2020	Change from Previous Week	Change from Previous Year
25	2021-06-25	257.42	154.83	-1.6%	66.3%
26	2021-07-02	248.16	151.34	-3.6%	64.0%
27	2021-07-09	251.46	149.71	1.3%	68.0%
28	2021-07-16	251.89	151.55	0.2%	66.2%
Four week average		252.23	151.86	-	66.1%

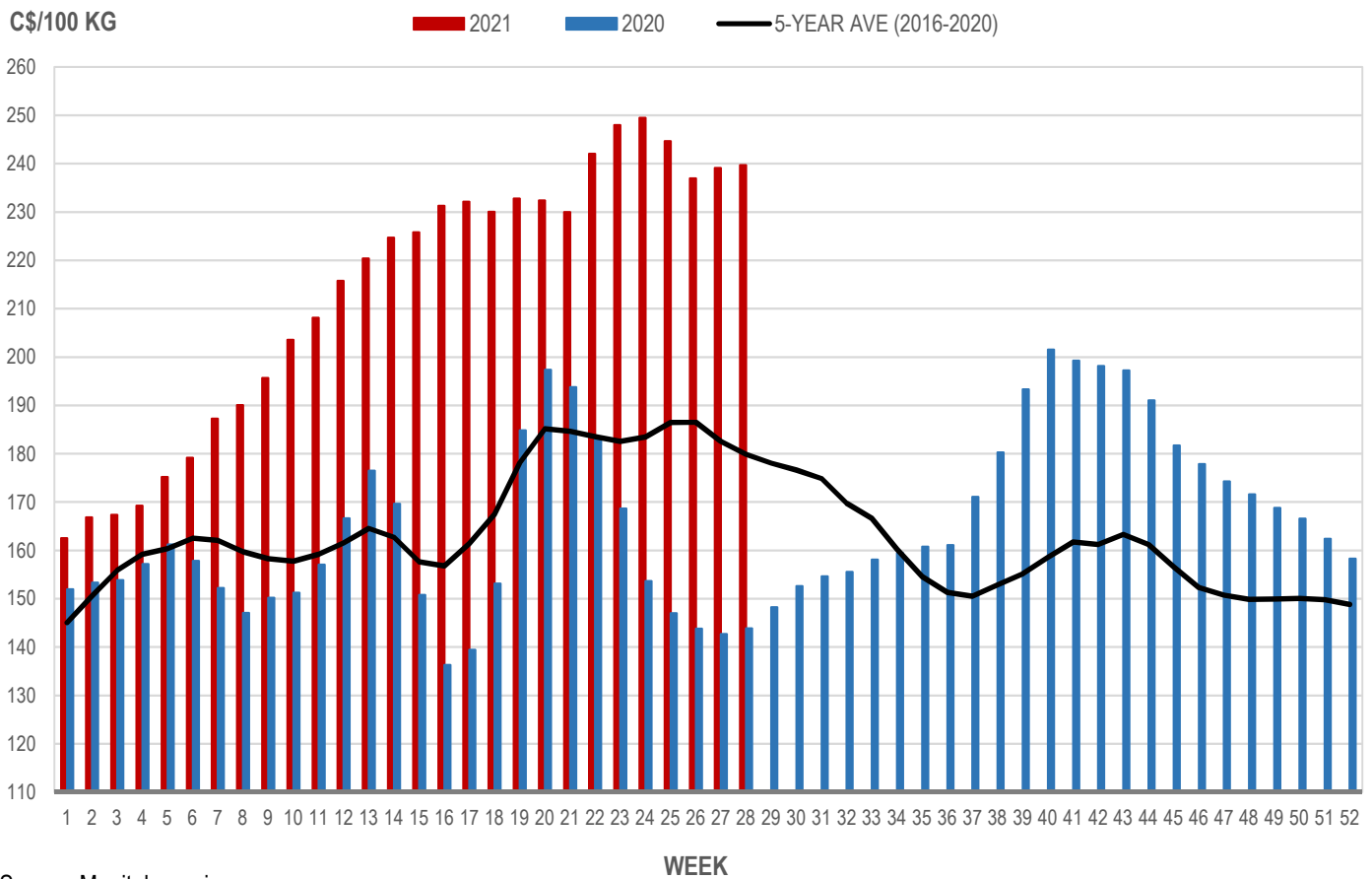
Source: Manitoba major processors.

Index 100, C\$/100 kg

Week	Week ending date	2021	2020	Change from Previous Week	Change from Previous Year
25	2021-06-25	244.68	147.03	-1.9%	66.4%
26	2021-07-02	236.96	143.78	-3.2%	64.8%
27	2021-07-09	239.10	142.71	0.9%	67.5%
28	2021-07-16	239.71	143.89	0.3%	66.6%
Four week average		240.11	144.35	-	66.3%

Source: Manitoba major processors.

MANITOBA WEIGHTED AVERAGE INDEX 100 HOG PRICES WEEKLY



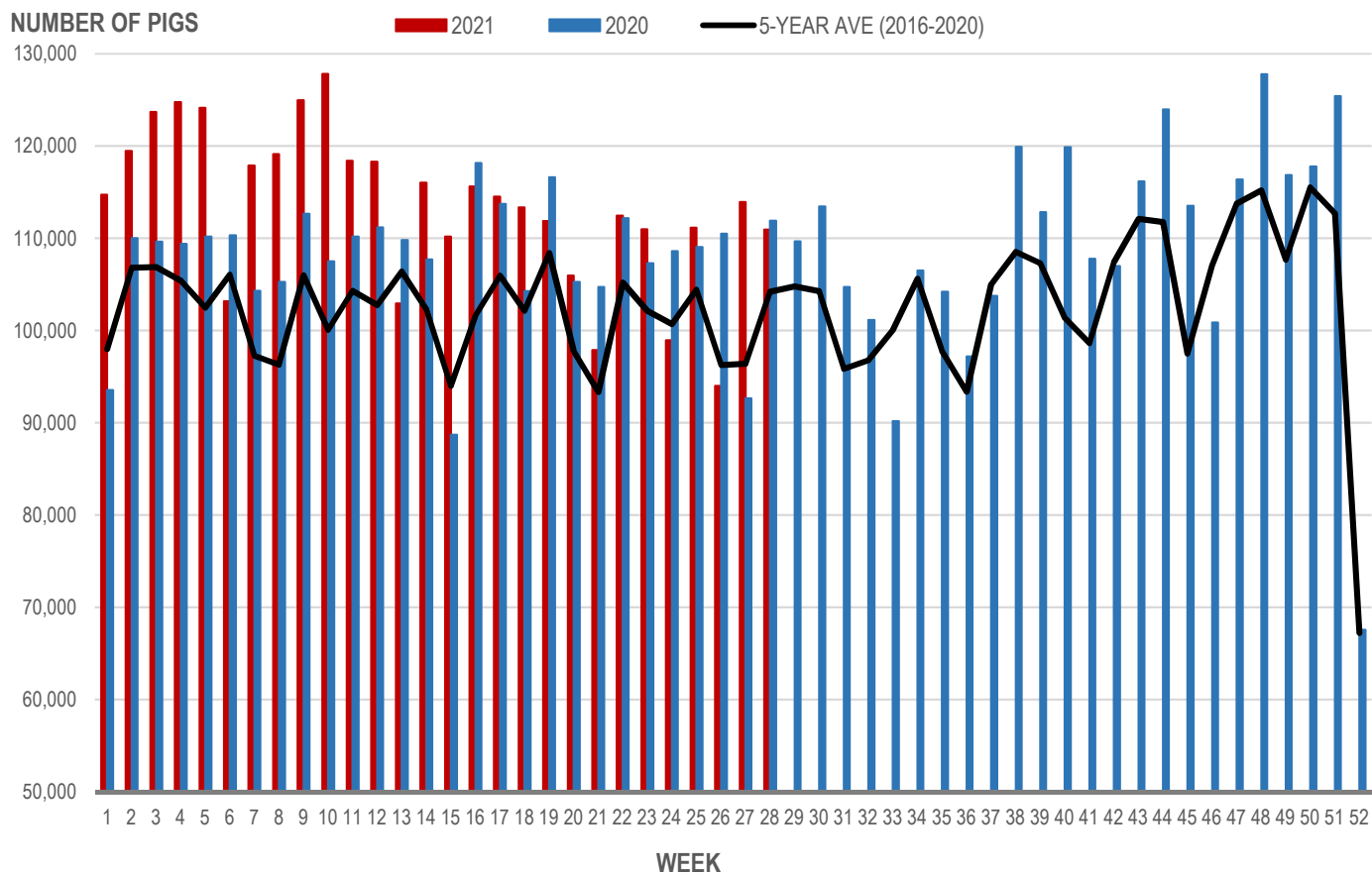
Source: Manitoba major processors

Number of Pigs Processed by Major Processors

Week	Week ending date	2021	2020	Change from Previous Week	Change from Previous Year
25	2021-06-25	111,155	109,049	12.3%	1.9%
26	2021-07-02	94,007	110,478	-15.4%	-14.9%
27	2021-07-09	113,932	92,649	21.2%	23.0%
28	2021-07-16	110,929	111,884	-2.6%	-0.9%
Four week average		107,506	106,015	-	1.4%

Source: Manitoba major processors.

NUMBER OF PIGS PROCESSED BY MAJOR PROCESSORS WEEKLY



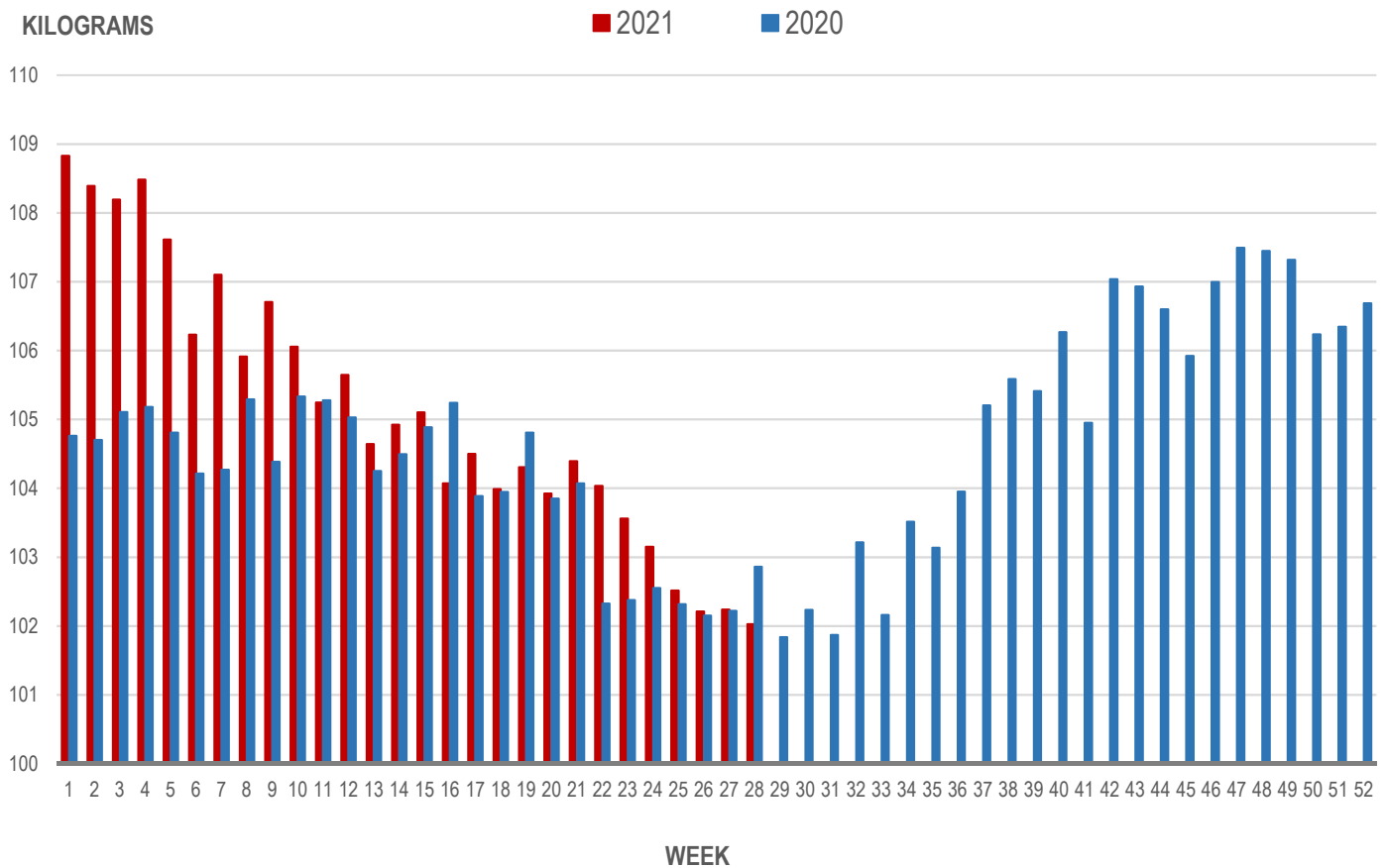
Source: Manitoba major processors

Average Weight of Hogs Processed by Major Processors, Kg

Week	Week ending date	2021	2020	Change from Previous Week	Change from Previous Year
25	2021-06-25	102.51	102.32	-0.6%	0.2%
26	2021-07-02	102.21	102.15	-0.3%	0.1%
27	2021-07-09	102.24	102.22	0.0%	0.0%
28	2021-07-16	102.03	102.86	-0.2%	-0.8%
Four week average		102.25	102.39	-	-0.1%

Source: Manitoba major processors.

AVERAGE WEIGHT OF HOGS PROCESSED BY MAJOR PROCESSORS WEEKLY



Source: Manitoba major processors

CME FUTURES PRICES, US\$/lb, Friday settle price

	LEAN HOG	Change *	PORK CUTOUT	Change *
Aug 2021	105.65	4.08	112.90	4.08
Oct 2021	90.75	5.33	102.23	4.45
Dec 2021	83.88	4.83	96.70	4.03
Feb 2022	86.90	3.80	93.80	3.50
Apr 2022	88.85	2.68	95.40	0.58
May 2022	91.85	2.90	97.45	0.98
Jun 2022	95.85	2.27	103.88	0.97
July 2022	94.88	2.10	101.00	0.97
Aug 2022	92.38	2.18	102.13	0.97
Oct 2022	77.65	1.90	89.93	0.97
Dec 2022	71.50	0.85	83.95	0.98
#N/A	#N/A	#N/A	#N/A	#N/A

Source: CME

* Price change from previous week, US\$

MAPLE LEAF Sig #4 - Contract Prices Top of Range

	Sig #4 Price C\$/100 kg	Change *
Aug 2021	232.50	14.67
Sep 2021	205.07	16.22
Oct 2021	196.16	16.60
Nov 2021	188.84	14.39
Dec 2021	181.45	14.32
Jan 2022	187.43	11.29
Feb 2022	190.79	11.10
Mar 2022	188.66	8.92
Apr 2022	194.90	NA

Source: HAMs Marketing

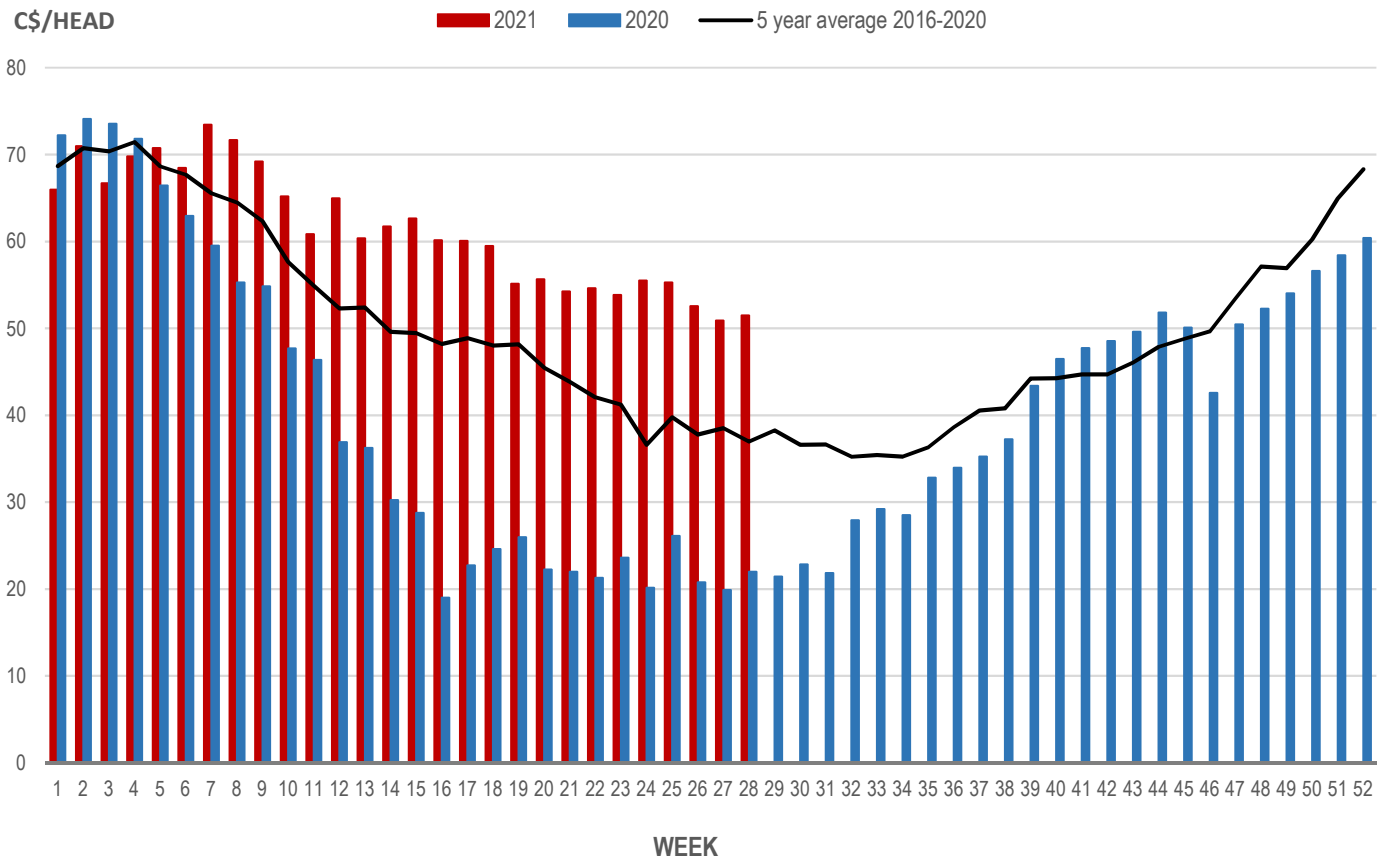
* Price change from previous week, C\$

Weaning Pigs (U.S. Total Composite Weighted Average Price per Head)

	Formula and Cash Low, US\$/Head	Formula and Cash High, US\$/Head	Wtd Avg Price, US\$/Head	Wtd Avg Price, C\$/Head
Early Weaned (10-12 lb)	29.30	49.20	40.87	51.47
Feeder Pigs (40 lb)	63.00	63.00	63.00	79.34

Source: USDA, AMS

EARLY WEANED PIGS (U.S. TOTAL COMPOSITE WEIGHTED AVERAGE PRICE PER HEAD) WEEKLY



Source: USDA, AMS

Contact us

Go to manitoba.ca/agriculture and click on Markets and Statistics

Email us at industryintelligence@gov.mb.ca

Follow us on Twitter @MBGovAg