

Hog Prices



November 16, 2021

For definitions of how data is collected and calculated, please see

<https://www.gov.mb.ca/agriculture/markets-and-statistics/livestock-statistics/pubs/hog-price-report-definitions-and-methodology.pdf>

Exchange rates (Friday close)

1 US \$ = C \$1.2565

1 EURO = C \$1.4381

1 Yen = C \$0.01103

<https://www.bankofcanada.ca/rates/exchange/daily-exchange-rates/>

Manitoba Weighted Average Carcass Prices (including premiums and discounts)

All In Weights C\$/100 kg

Week	Week ending date	2021	2020	Change from Previous Week	Change from Previous Year
42	2021-10-22	211.03	207.34	-4.2%	1.8%
43	2021-10-29	203.74	207.68	-3.5%	-1.9%
44	2021-11-05	201.67	200.48	-1.0%	0.6%
45	2021-11-12	199.92	191.61	-0.9%	4.3%
Four week average		204.09	201.77	-	1.1%

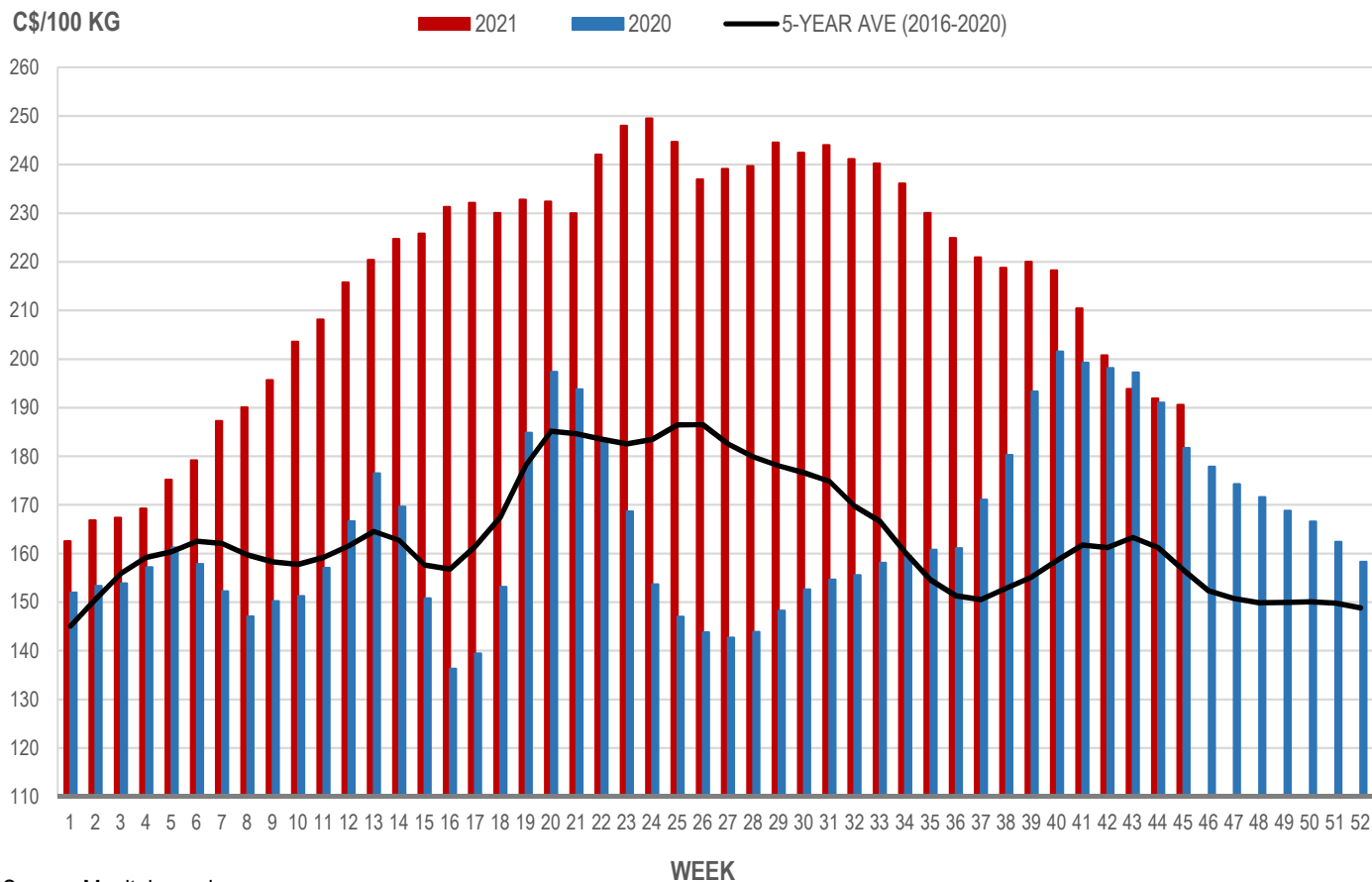
Source: Manitoba major processors.

Index 100, C\$/100 kg

Week	Week ending date	2021	2020	Change from Previous Week	Change from Previous Year
42	2021-10-22	200.75	198.16	-4.6%	1.3%
43	2021-10-29	193.83	197.25	-3.4%	-1.7%
44	2021-11-05	191.88	191.01	-1.0%	0.5%
45	2021-11-12	190.56	181.72	-0.7%	4.9%
Four week average		194.25	192.04	-	1.2%

Source: Manitoba major processors.

MANITOBA WEIGHTED AVERAGE INDEX 100 HOG PRICES WEEKLY



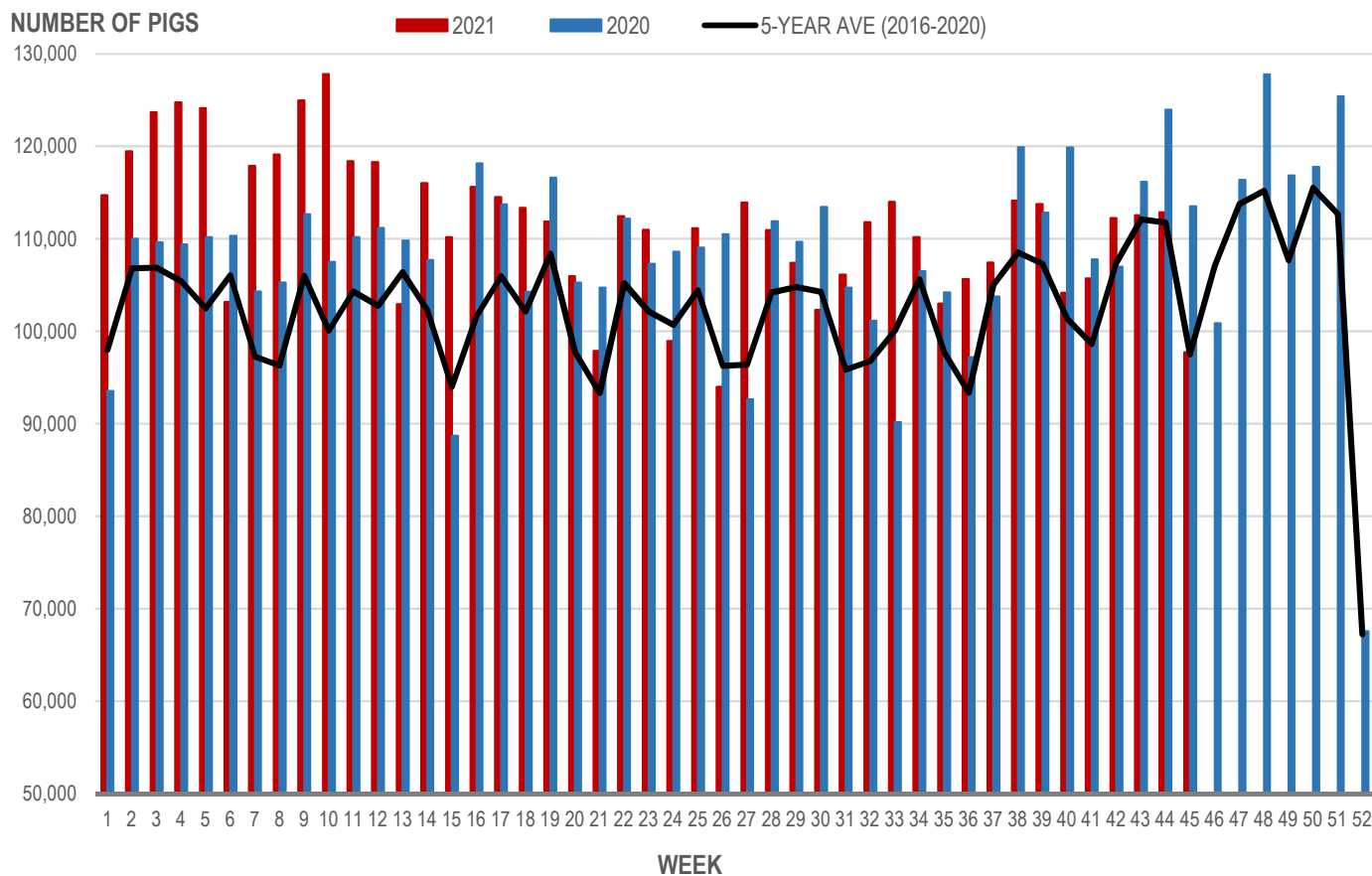
Source: Manitoba major processors

Number of Pigs Processed by Major Processors

Week	Week ending date	2021	2020	Change from Previous Week	Change from Previous Year
42	2021-10-22	112,236	106,970	6.2%	4.9%
43	2021-10-29	112,542	116,155	0.3%	-3.1%
44	2021-11-05	112,846	123,979	0.3%	-9.0%
45	2021-11-12	97,734	113,530	-13.4%	-13.9%
Four week average		108,840	115,159	-	-5.5%

Source: Manitoba major processors.

NUMBER OF PIGS PROCESSED BY MAJOR PROCESSORS WEEKLY



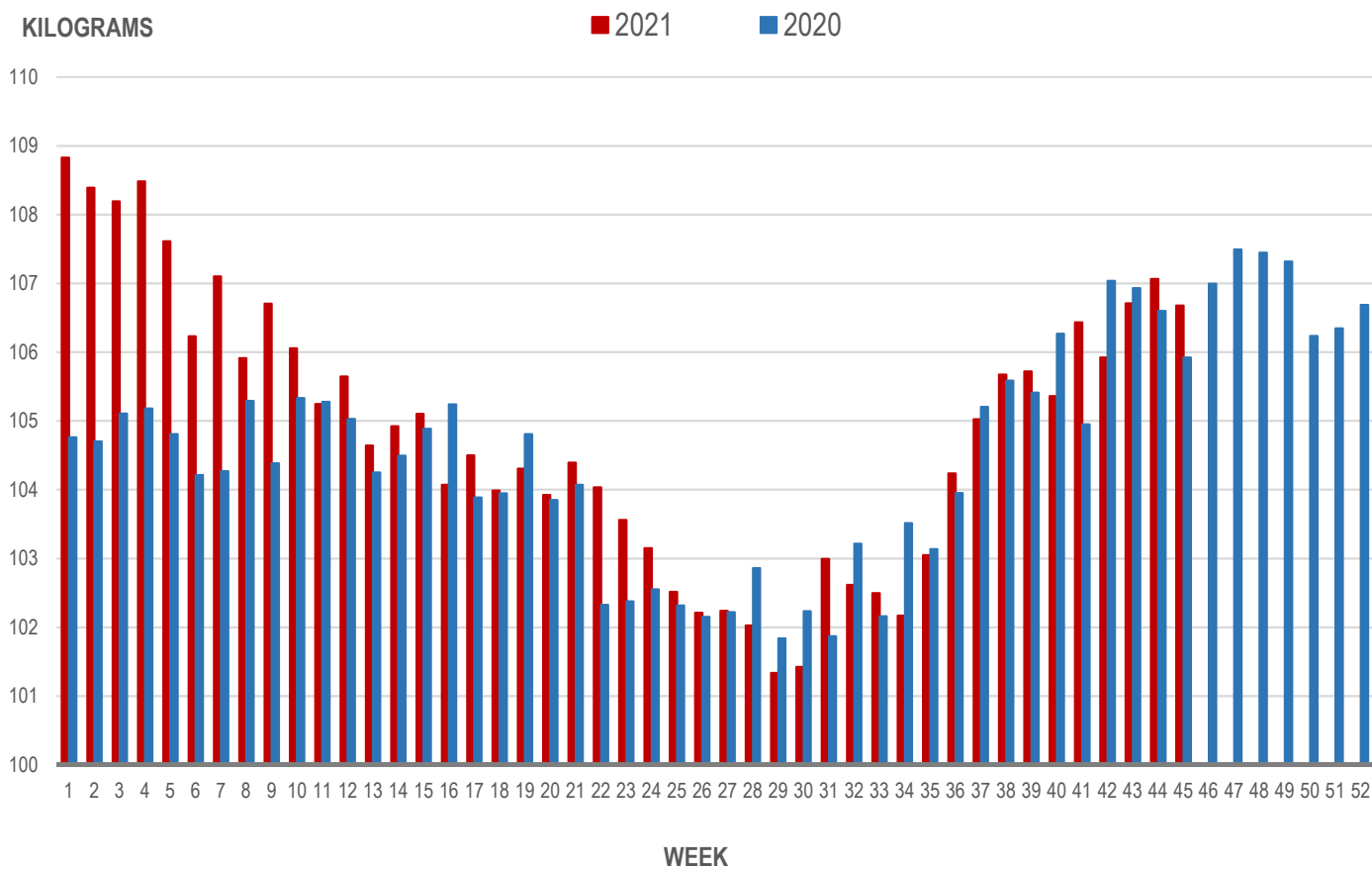
Source: Manitoba major processors

Average Weight of Hogs Processed by Major Processors, Kg

Week	Week ending date	2021	2020	Change from Previous Week	Change from Previous Year
42	2021-10-22	105.92	107.04	-0.5%	-1.0%
43	2021-10-29	106.71	106.93	0.7%	-0.2%
44	2021-11-05	107.07	106.60	0.3%	0.4%
45	2021-11-12	106.68	105.92	-0.4%	0.7%
Four week average		106.59	106.62	-	0.0%

Source: Manitoba major processors.

AVERAGE WEIGHT OF HOGS PROCESSED BY MAJOR PROCESSORS WEEKLY



Source: Manitoba major processors

CME FUTURES PRICES, US\$/lb, Friday settle price

	LEAN HOG	Change *	PORK CUTOUT	Change *
Dec 2021	75.88	-0.67	93.80	-0.58
Feb 2022	80.55	1.08	93.40	0.83
Apr 2022	85.23	1.38	95.18	1.25
May 2022	89.25	0.75	98.80	-0.78
Jun 2022	94.80	0.38	104.63	0.10
July 2022	95.13	0.00	102.83	-0.13
Aug 2022	93.98	0.00	104.18	-0.13
Oct 2022	79.75	0.25	92.33	-0.13
Dec 2022	73.88	0.38	87.55	-0.13
Feb 2023	78.05	0.20	87.70	-0.13
Apr 2023	81.35	0.20	87.85	-0.13

Source: CME

* Price change from previous week, US\$

MAPLE LEAF Sig #4 - Contract Prices Top of Range

	Sig #4 Price C\$/100 kg	Change *
Dec 2021	166.71	-2.95
Jan 2022	174.64	1.09
Feb 2022	177.54	1.11
Mar 2022	180.28	3.14
Apr 2022	187.35	3.50
May 2022	198.98	3.10
June 2022	207.25	3.17
July 2022	208.58	2.19

Source: HAMs Marketing

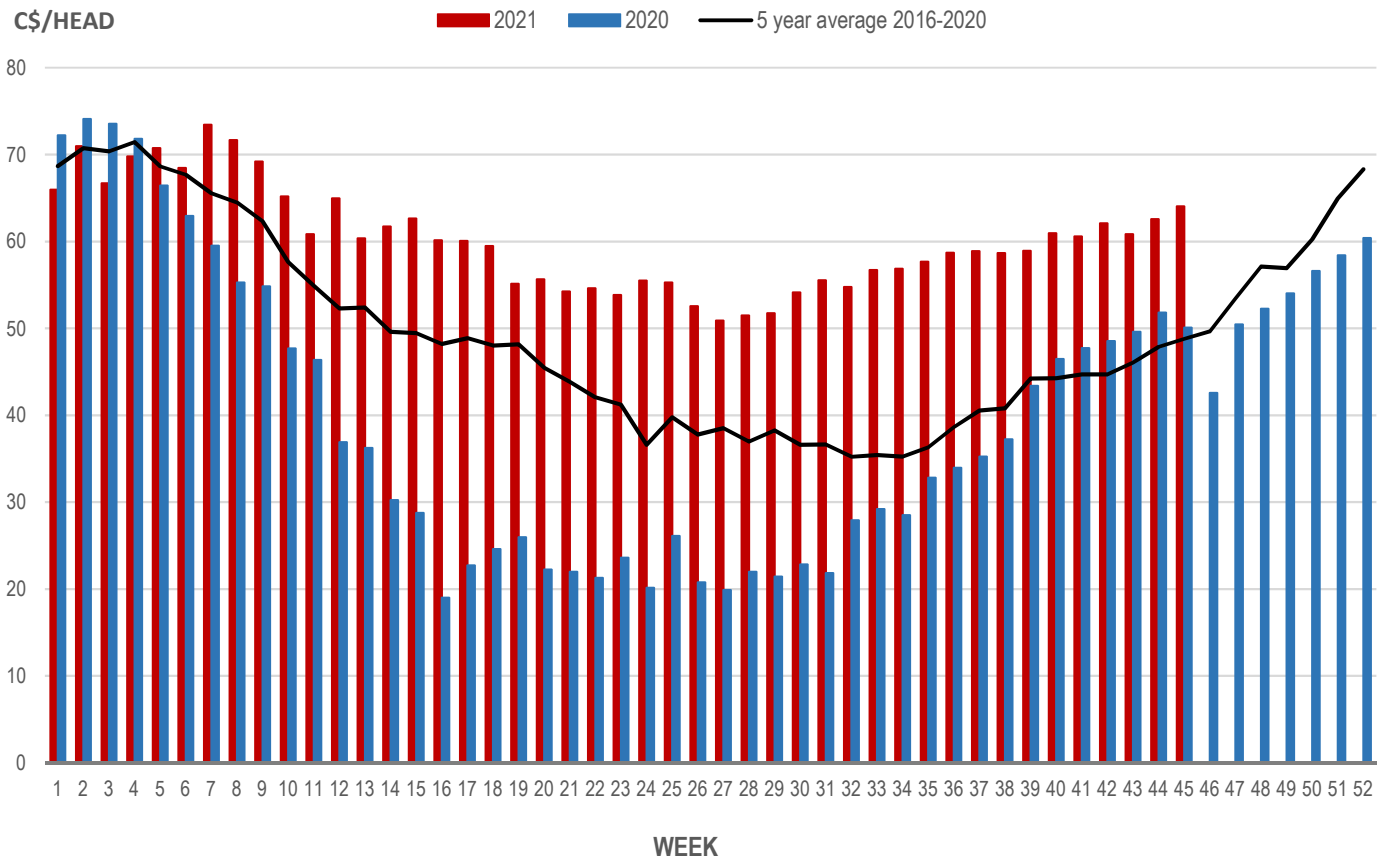
* Price change from previous week, C\$

Weaning Pigs (U.S. Total Composite Weighted Average Price per Head)

	Formula and Cash Low, US\$/Head	Formula and Cash High, US\$/Head	Wtd Avg Price, US\$/Head	Wtd Avg Price, C\$/Head
Early Weaned (10-12 lb)	35.00	59.00	50.97	64.04
Feeder Pigs (40 lb)	62.00	73.00	67.34	84.61

Source: USDA, AMS

EARLY WEANED PIGS (U.S. TOTAL COMPOSITE WEIGHTED AVERAGE PRICE PER HEAD) WEEKLY



Source: USDA, AMS

Contact us

Go to manitoba.ca/agriculture and click on Markets and Statistics

Email us at industryintelligence@gov.mb.ca

Follow us on Twitter @MBGovAg