

MANITOBA MARKETS

Hog Prices



November 23, 2021

For definitions of how data is collected and calculated, please see

<https://www.gov.mb.ca/agriculture/markets-and-statistics/livestock-statistics/pubs/hog-price-report-definitions-and-methodology.pdf>

Exchange rates (Friday close)

1 US \$ = C \$1.2639

1 EURO = C \$1.4282

1 Yen = C \$0.01110

<https://www.bankofcanada.ca/rates/exchange/daily-exchange-rates/>

Manitoba Weighted Average Carcass Prices (including premiums and discounts)

All In Weights C\$/100 kg

Week	Week ending date	2021	2020	Change from Previous Week	Change from Previous Year
43	2021-10-29	203.74	207.68	-3.5%	-1.9%
44	2021-11-05	201.67	200.48	-1.0%	0.6%
45	2021-11-12	199.92	191.61	-0.9%	4.3%
46	2021-11-19	195.93	186.52	-2.0%	5.0%
Four week average		200.32	196.57	-	1.9%

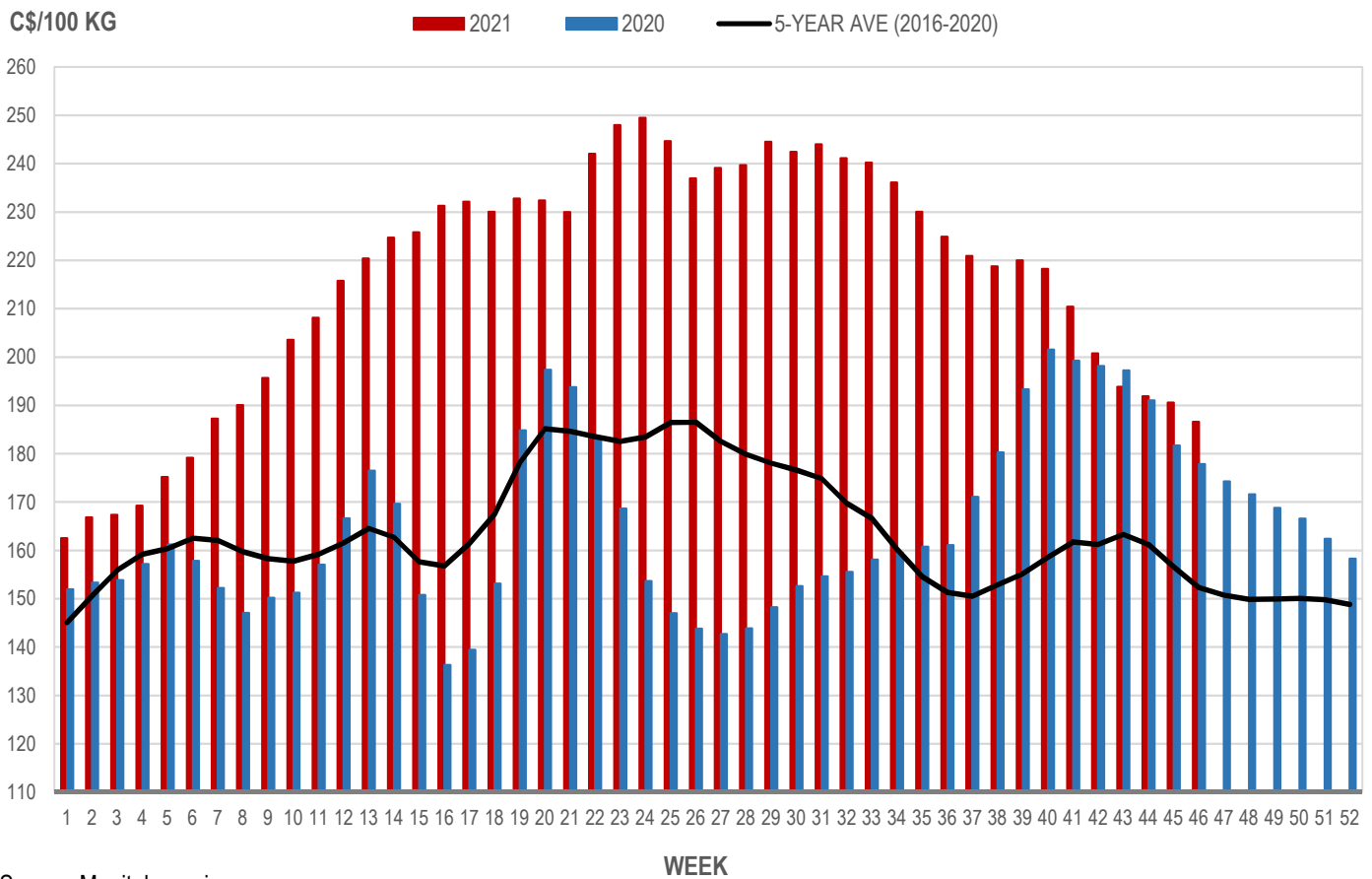
Source: Manitoba major processors.

Index 100, C\$/100 kg

Week	Week ending date	2021	2020	Change from Previous Week	Change from Previous Year
43	2021-10-29	193.83	197.25	-3.4%	-1.7%
44	2021-11-05	191.88	191.01	-1.0%	0.5%
45	2021-11-12	190.56	181.72	-0.7%	4.9%
46	2021-11-19	186.59	177.83	-2.1%	4.9%
Four week average		190.71	186.95	-	2.0%

Source: Manitoba major processors.

MANITOBA WEIGHTED AVERAGE INDEX 100 HOG PRICES WEEKLY



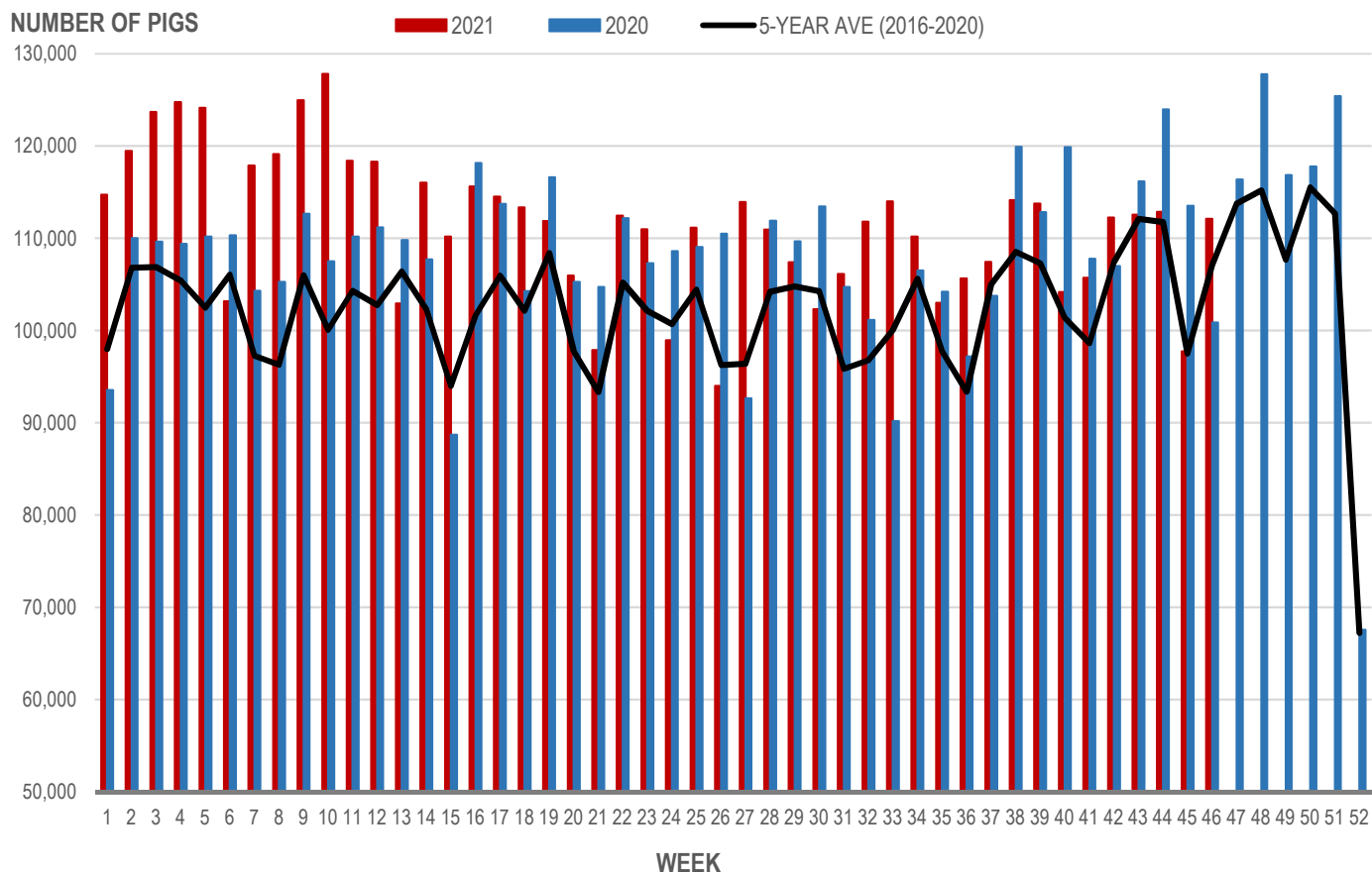
Source: Manitoba major processors

Number of Pigs Processed by Major Processors

Week	Week ending date	2021	2020	Change from Previous Week	Change from Previous Year
43	2021-10-29	112,542	116,155	0.3%	-3.1%
44	2021-11-05	112,846	123,979	0.3%	-9.0%
45	2021-11-12	97,734	113,530	-13.4%	-13.9%
46	2021-11-19	112,122	100,883	14.7%	11.1%
Four week average		108,811	113,637	-	-4.2%

Source: Manitoba major processors.

NUMBER OF PIGS PROCESSED BY MAJOR PROCESSORS WEEKLY



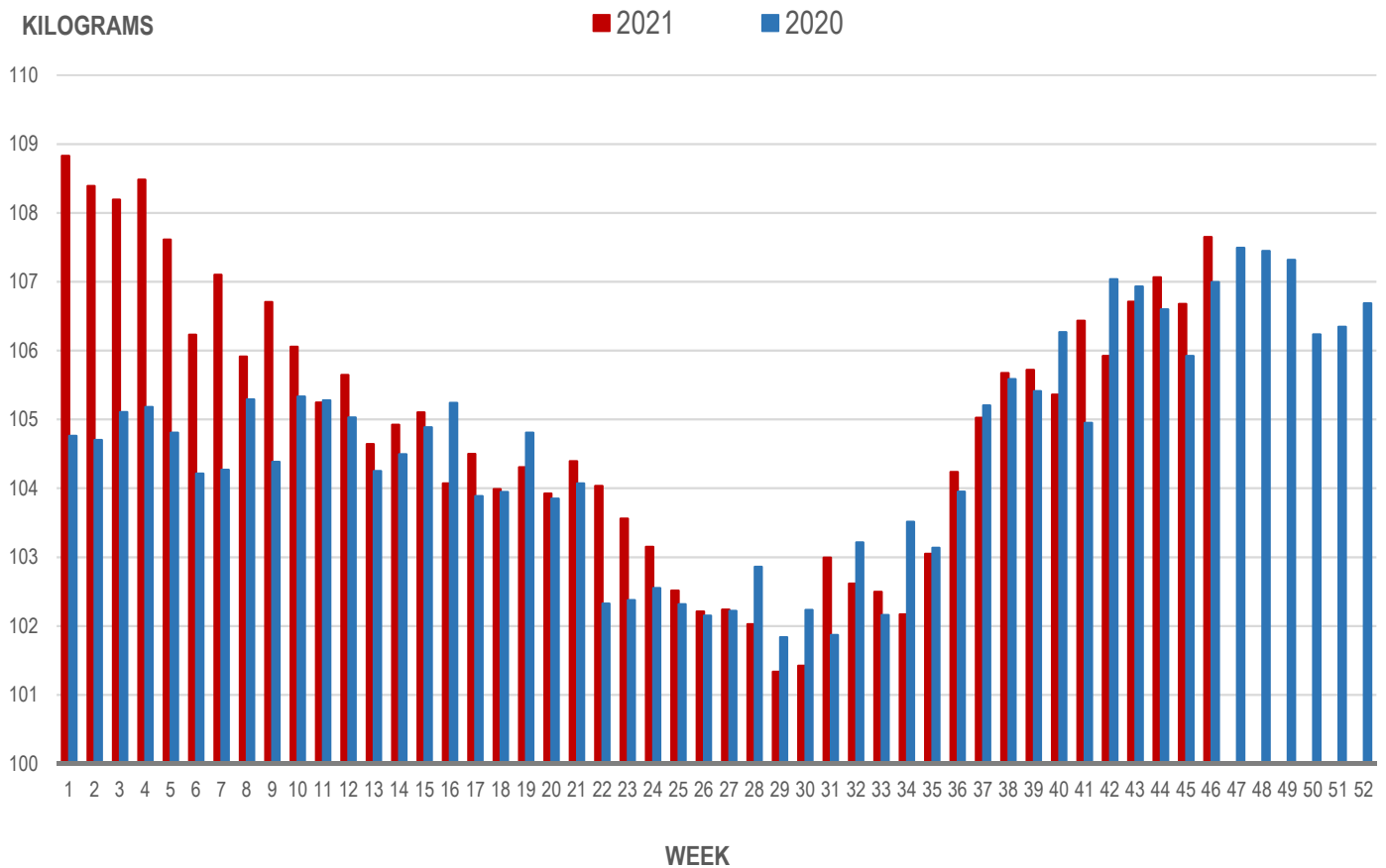
Source: Manitoba major processors

Average Weight of Hogs Processed by Major Processors, Kg

Week	Week ending date	2021	2020	Change from Previous Week	Change from Previous Year
43	2021-10-29	106.71	106.93	0.7%	-0.2%
44	2021-11-05	107.07	106.60	0.3%	0.4%
45	2021-11-12	106.68	105.92	-0.4%	0.7%
46	2021-11-19	107.65	106.99	0.9%	0.6%
Four week average		107.03	106.61	-	0.4%

Source: Manitoba major processors.

AVERAGE WEIGHT OF HOGS PROCESSED BY MAJOR PROCESSORS WEEKLY



Source: Manitoba major processors

CME FUTURES PRICES, US\$/lb, Friday settle price

	LEAN HOG	Change *	PORK CUTOUT	Change *
Dec 2021	73.75	-2.13	90.30	-3.50
Feb 2022	82.48	1.93	95.10	1.70
Apr 2022	87.35	2.13	97.35	2.18
May 2022	92.15	2.90	100.08	1.28
Jun 2022	97.40	2.60	106.60	1.97
July 2022	97.20	2.08	104.58	1.75
Aug 2022	96.08	2.10	105.98	1.80
Oct 2022	82.05	2.30	94.13	1.80
Dec 2022	75.68	1.80	89.35	1.80
Feb 2023	79.10	1.05	89.50	1.80
Apr 2023	82.40	1.05	89.65	1.80

Source: CME

* Price change from previous week, US\$

MAPLE LEAF Sig #4 - Contract Prices Top of Range

	Sig #4 Price C\$/100 kg	Change *
Dec 2021	167.65	0.94
Jan 2022	182.40	7.76
Feb 2022	185.53	7.99
Mar 2022	187.17	6.89
Apr 2022	193.86	6.51
May 2022	204.33	5.35
June 2022	212.63	5.38
July 2022	212.75	4.17
August 2022	214.59	NA

Source: HAMs Marketing

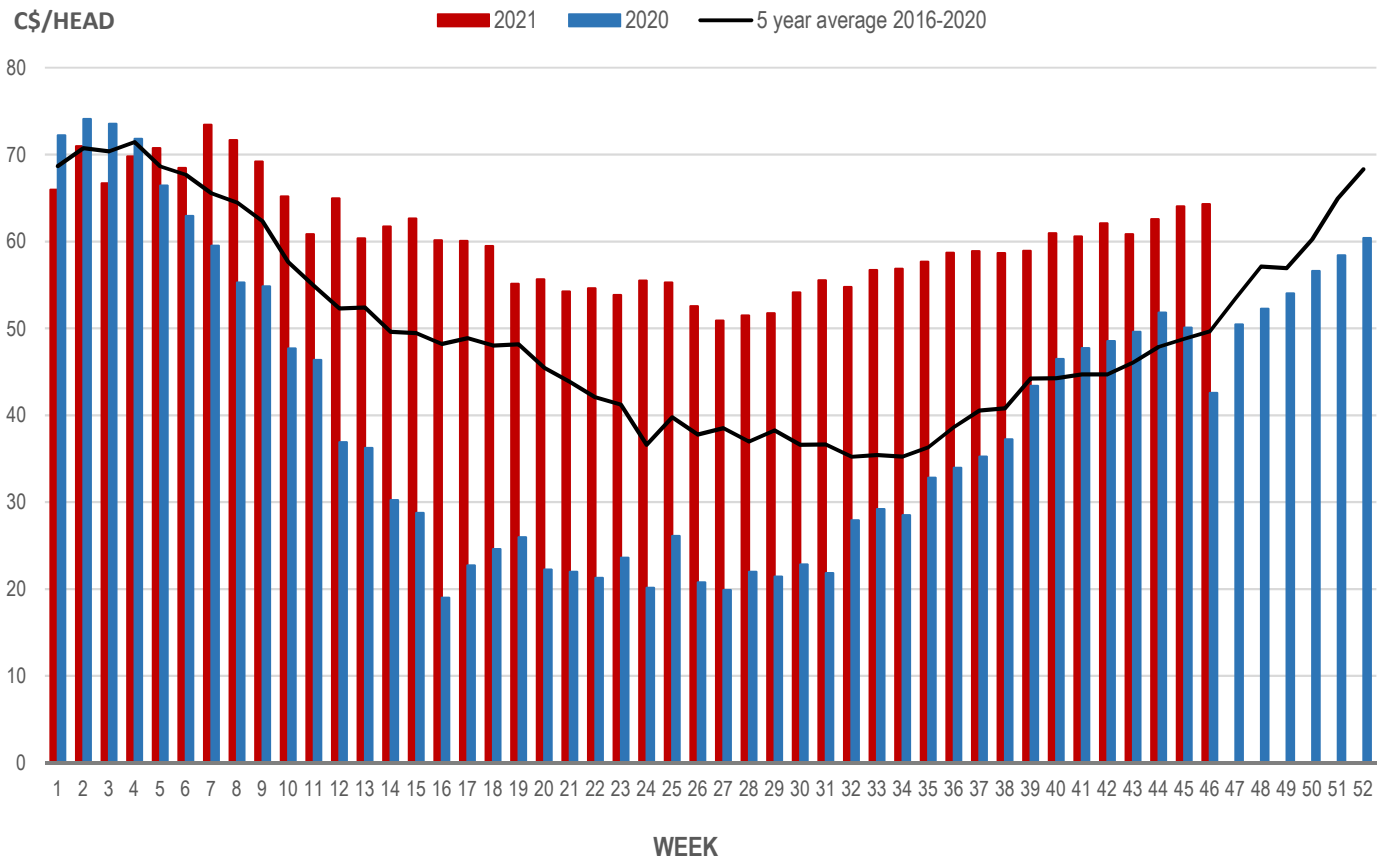
* Price change from previous week, C\$

Weaning Pigs (U.S. Total Composite Weighted Average Price per Head)

	Formula and Cash Low, US\$/Head	Formula and Cash High, US\$/Head	Wtd Avg Price, US\$/Head	Wtd Avg Price, C\$/Head
Early Weaned (10-12 lb)	38.00	59.75	50.89	64.32
Feeder Pigs (40 lb)	68.00	72.00	69.93	88.38

Source: USDA, AMS

EARLY WEANED PIGS (U.S. TOTAL COMPOSITE WEIGHTED AVERAGE PRICE PER HEAD) WEEKLY



Source: USDA, AMS

Contact us

Go to manitoba.ca/agriculture and click on Markets and Statistics

Email us at industryintelligence@gov.mb.ca

Follow us on Twitter @MBGovAg