

Hog Prices



December 29, 2021

For definitions of how data is collected and calculated, please see

<https://www.gov.mb.ca/agriculture/markets-and-statistics/livestock-statistics/pubs/hog-price-report-definitions-and-methodology.pdf>

Exchange rates (Friday close)

1 US \$ = C \$1.2813

1 EURO = C \$1.4502

1 Yen = C \$0.01120

<https://www.bankofcanada.ca/rates/exchange/daily-exchange-rates/>

Manitoba Weighted Average Carcass Prices (including premiums and discounts)

All In Weights C\$/100 kg

Week	Week ending date	2021	2020	Change from Previous Week	Change from Previous Year
48	2021-12-03	189.98	180.32	-0.5%	5.4%
49	2021-12-10	189.04	177.77	-0.5%	6.3%
50	2021-12-17	193.24	175.54	2.2%	10.1%
51	2021-12-25	194.16	170.63	0.5%	13.8%
Four week average		191.60	176.07	-	8.8%

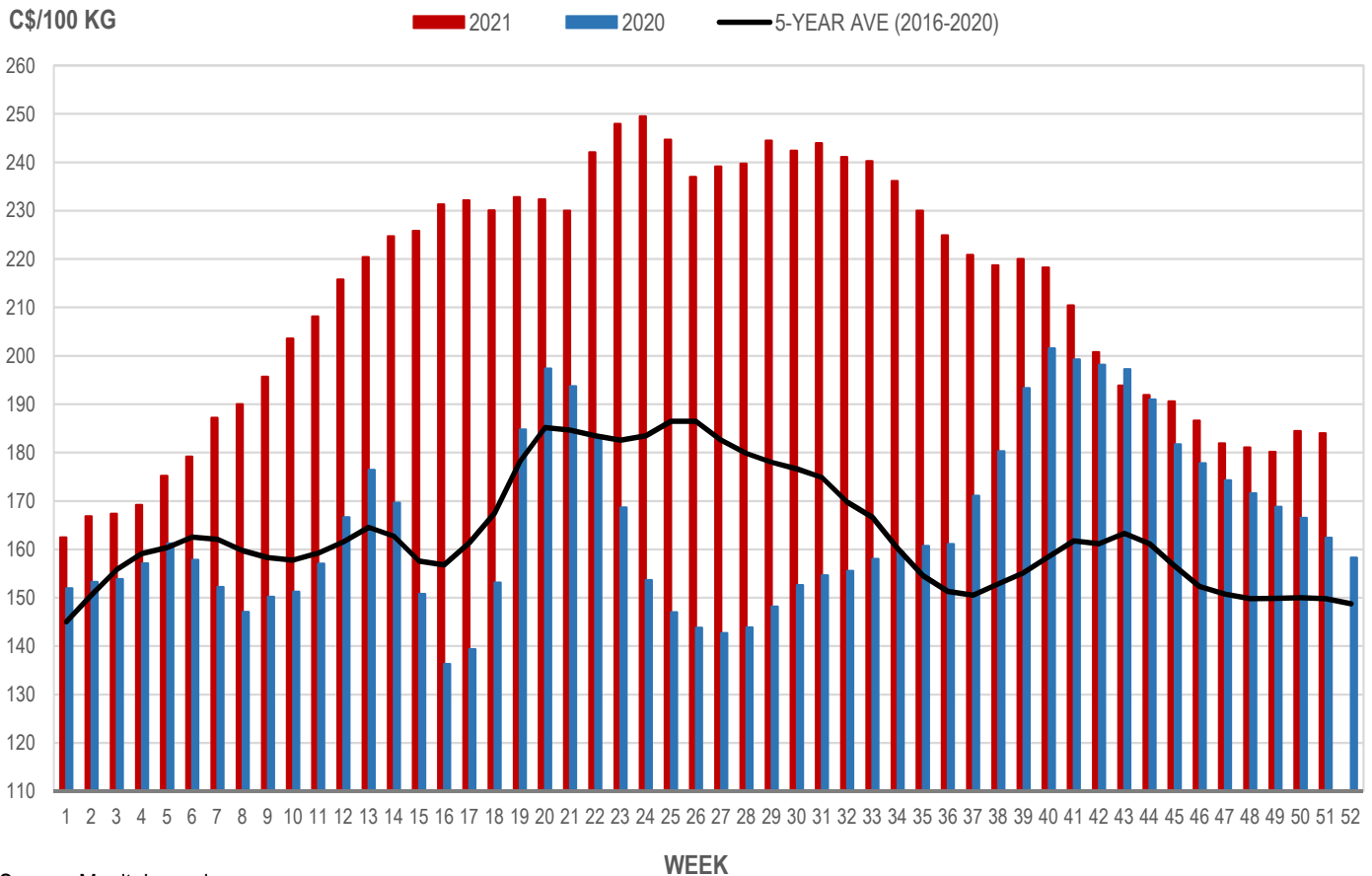
Source: Manitoba major processors.

Index 100, C\$/100 kg

Week	Week ending date	2021	2020	Change from Previous Week	Change from Previous Year
48	2021-12-03	181.08	171.62	-0.5%	5.5%
49	2021-12-10	180.14	168.79	-0.5%	6.7%
50	2021-12-17	184.43	166.53	2.4%	10.7%
51	2021-12-25	184.03	162.42	-0.2%	13.3%
Four week average		182.42	167.34	-	9.0%

Source: Manitoba major processors.

MANITOBA WEIGHTED AVERAGE INDEX 100 HOG PRICES WEEKLY



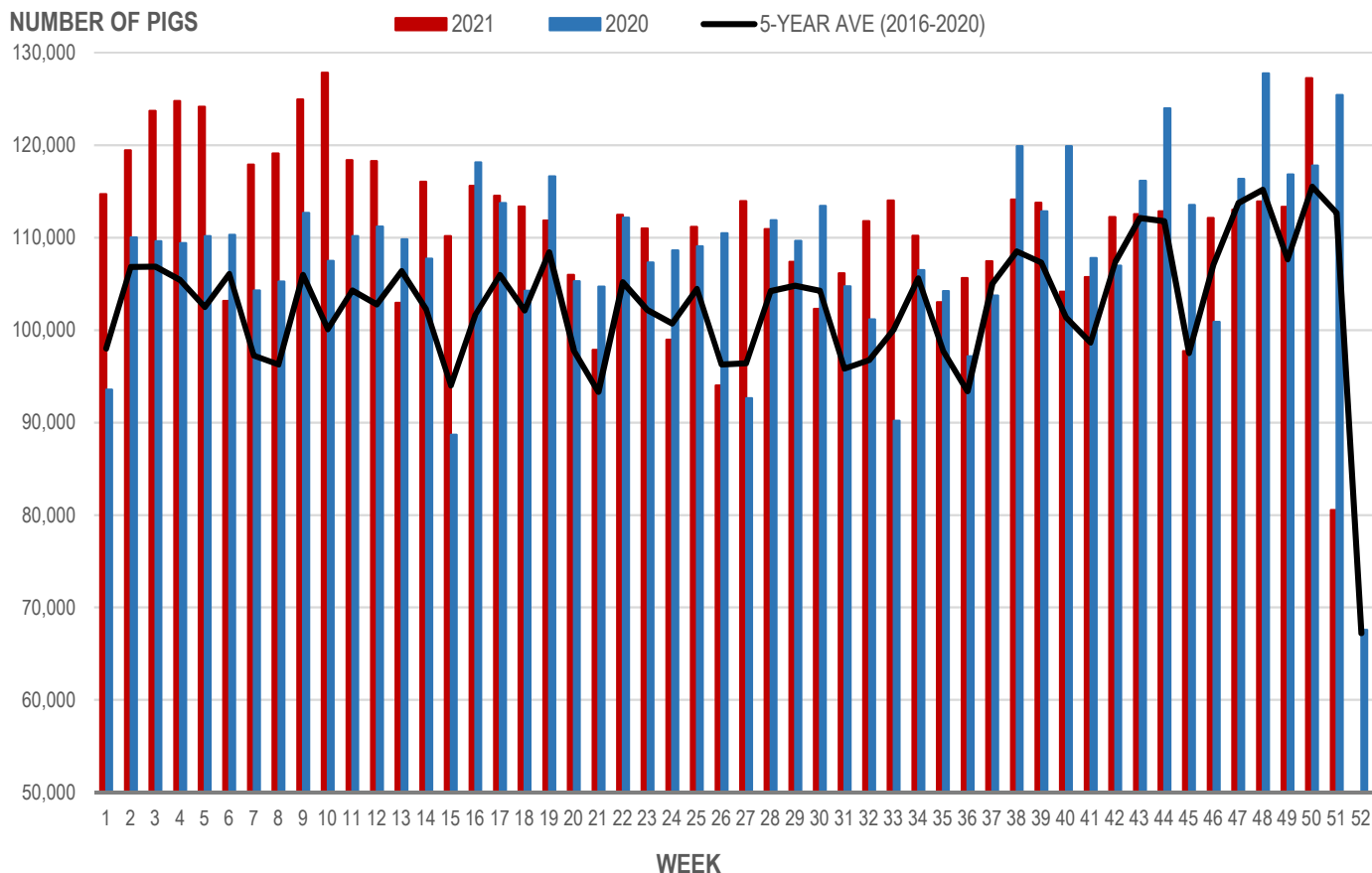
Source: Manitoba major processors

Number of Pigs Processed by Major Processors

Week	Week ending date	2021	2020	Change from Previous Week	Change from Previous Year
48	2021-12-03	113,918	127,778	0.8%	-10.8%
49	2021-12-10	113,321	116,837	-0.5%	-3.0%
50	2021-12-17	127,242	117,786	12.3%	8.0%
51	2021-12-25	80,545	125,424	-36.7%	-35.8%
Four week average		108,757	121,956	-	-10.8%

Source: Manitoba major processors.

NUMBER OF PIGS PROCESSED BY MAJOR PROCESSORS WEEKLY



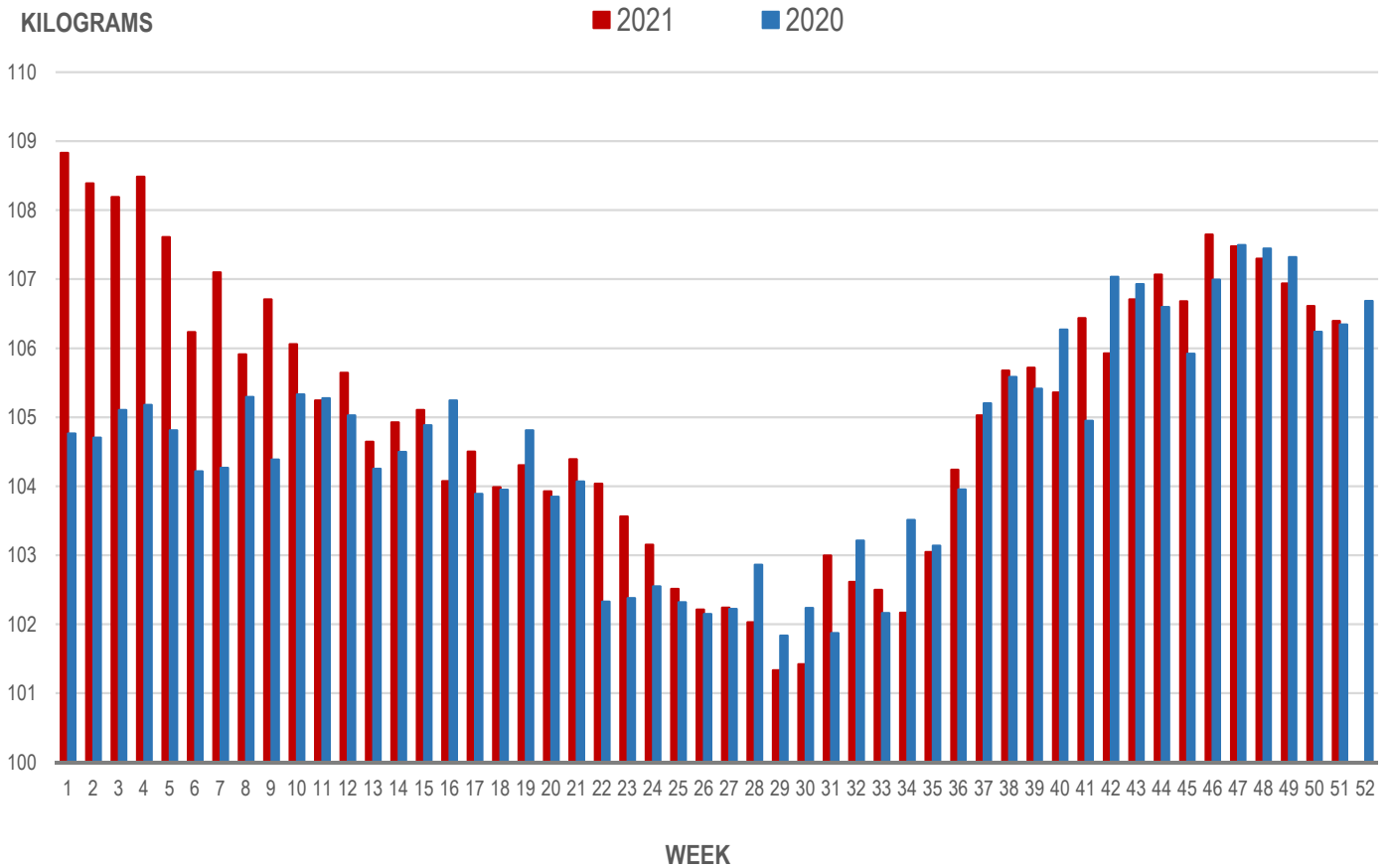
Source: Manitoba major processors

Average Weight of Hogs Processed by Major Processors, Kg

Week	Week ending date	2021	2020	Change from Previous Week	Change from Previous Year
48	2021-12-03	107.30	107.44	-0.2%	-0.1%
49	2021-12-10	106.94	107.32	-0.3%	-0.4%
50	2021-12-17	106.61	106.24	-0.3%	0.4%
51	2021-12-25	106.39	106.34	-0.2%	0.0%
Four week average		106.81	106.84	-	0.0%

Source: Manitoba major processors.

AVERAGE WEIGHT OF HOGS PROCESSED BY MAJOR PROCESSORS WEEKLY



Source: Manitoba major processors

CME FUTURES PRICES, US\$/lb, Friday settle price

	LEAN HOG	Change *	PORK CUTOUT	Change *
Feb 2022	83.65	2.85	93.35	1.93
Apr 2022	87.73	2.95	97.83	2.65
May 2022	91.85	1.97	100.65	2.33
Jun 2022	98.10	2.07	107.00	1.55
July 2022	98.45	1.90	106.20	1.90
Aug 2022	97.58	1.70	108.25	1.03
Oct 2022	83.78	1.35	96.63	1.08
Dec 2022	76.90	0.90	91.85	1.07
Feb 2023	80.00	0.95	92.00	1.08
Apr 2023	83.03	0.98	92.15	1.08
May 2023	86.05	0.97	92.30	1.08

Source: CME

* Price change from previous week, US\$

MAPLE LEAF Sig #4 - Contract Prices Top of Range

	Sig #4 Price C\$/100 kg	Change *
Feb 2022	189.08	4.71
Mar 2022	189.72	6.03
Apr 2022	197.27	5.84
May 2022	209.82	4.98
June 2022	218.23	4.95
July 2022	219.33	5.20
Aug 2022	221.61	4.98
Sep 2022	193.28	3.61

Source: HAMs Marketing

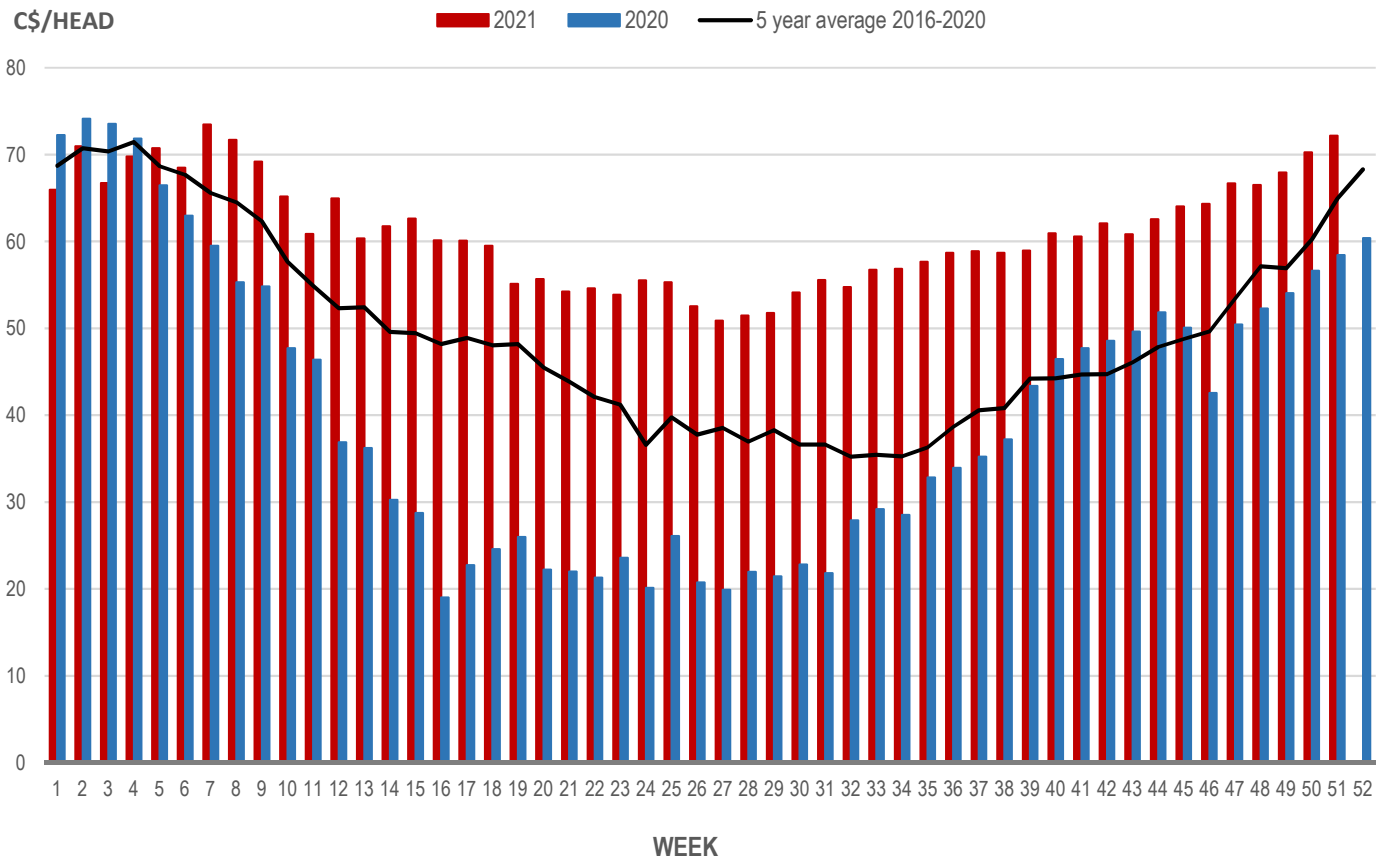
* Price change from previous week, C\$

Weaning Pigs (U.S. Total Composite Weighted Average Price per Head)

	Formula and Cash Low, US\$/Head	Formula and Cash High, US\$/Head	Wtd Avg Price, US\$/Head	Wtd Avg Price, C\$/Head
Early Weaned (10-12 lb)	40.00	68.00	56.33	72.18
Feeder Pigs (40 lb)	63.00	80.00	76.99	98.65

Source: USDA, AMS

EARLY WEANED PIGS (U.S. TOTAL COMPOSITE WEIGHTED AVERAGE PRICE PER HEAD) WEEKLY



Source: USDA, AMS

Contact us

Go to manitoba.ca/agriculture and click on Markets and Statistics

Email us at industryintelligence@gov.mb.ca

Follow us on Twitter @MBGovAg