

Hog Prices



September 6, 2022

For definitions of how data is collected and calculated, please see [MANITOBA MARKETS DEFINITIONS AND METHODOLOGIES](#)

Exchange rates (Friday close)

1 US \$ = C \$1.3121

1 EURO = C \$1.3106

1 Yen = C \$0.00936

<https://www.bankofcanada.ca/rates/exchange/daily-exchange-rates/>

View the interactive hog dashboards for current and historical charts:

<https://www.gov.mb.ca/agriculture/markets-and-statistics/livestock-statistics/livestock-market-prices-current.html>

Manitoba Weighted Average Carcass Prices (including premiums and discounts)

All In Weights C\$/100 kg

Week	Week ending date	2022	2021	Change from Previous Week	Change from Previous Year
32	2022-08-12	292.67	253.23	0.2%	15.6%
33	2022-08-19	294.89	252.48	0.8%	16.8%
34	2022-08-26	281.82	247.80	-4.4%	13.7%
35	2022-09-02	270.38	242.59	-4.1%	11.5%
Four week average		284.94	249.03	-	14.4%

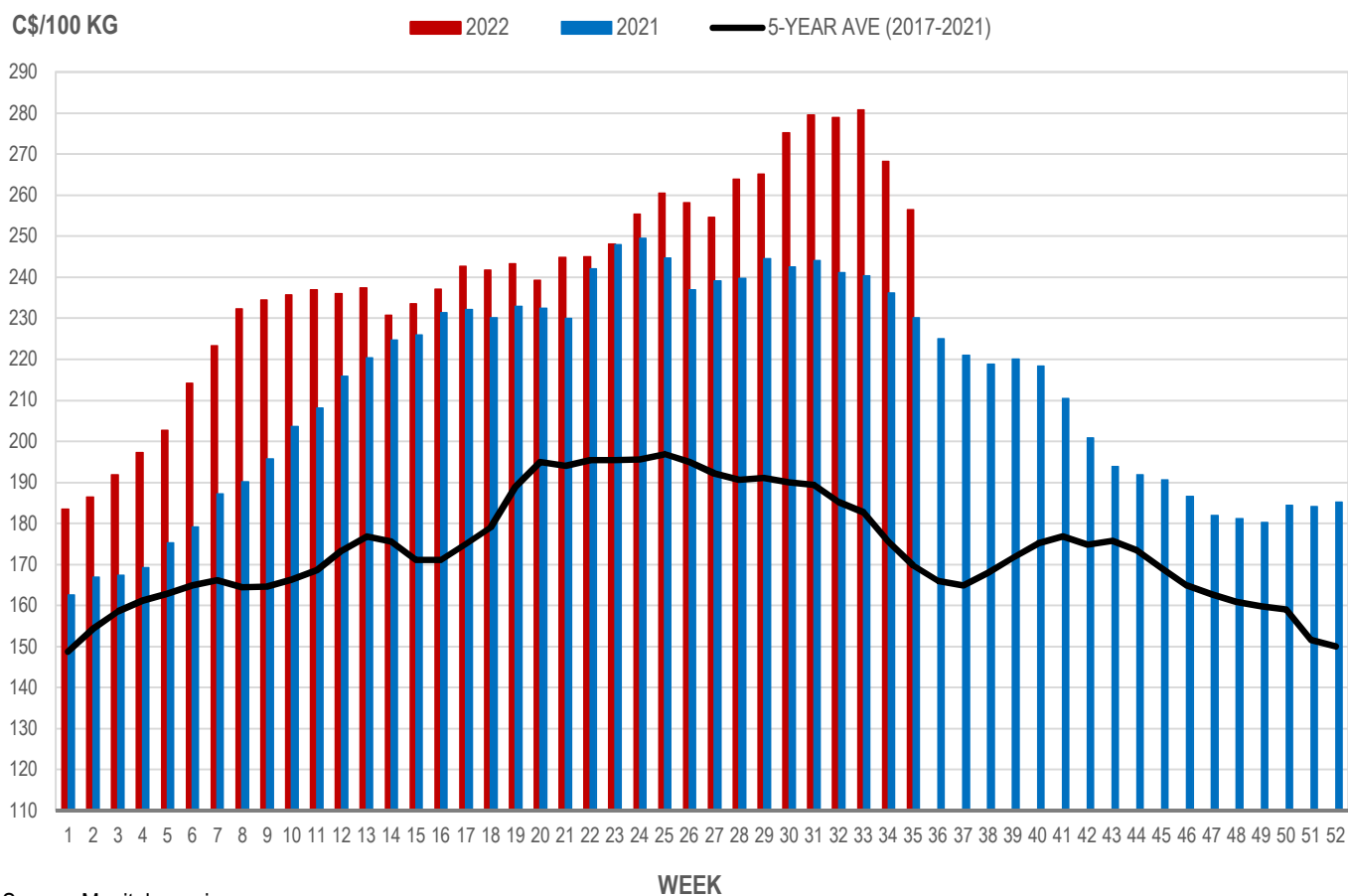
Source: Manitoba major processors.

Index 100, C\$/100 kg

Week	Week ending date	2022	2021	Change from Previous Week	Change from Previous Year
32	2022-08-12	278.83	241.12	-0.2%	15.6%
33	2022-08-19	280.70	240.23	0.7%	16.8%
34	2022-08-26	268.18	236.10	-4.5%	13.6%
35	2022-09-02	256.46	230.02	-4.4%	11.5%
Four week average		271.04	236.86	-	14.4%

Source: Manitoba major processors.

MANITOBA WEIGHTED AVERAGE INDEX 100 HOG PRICES WEEKLY



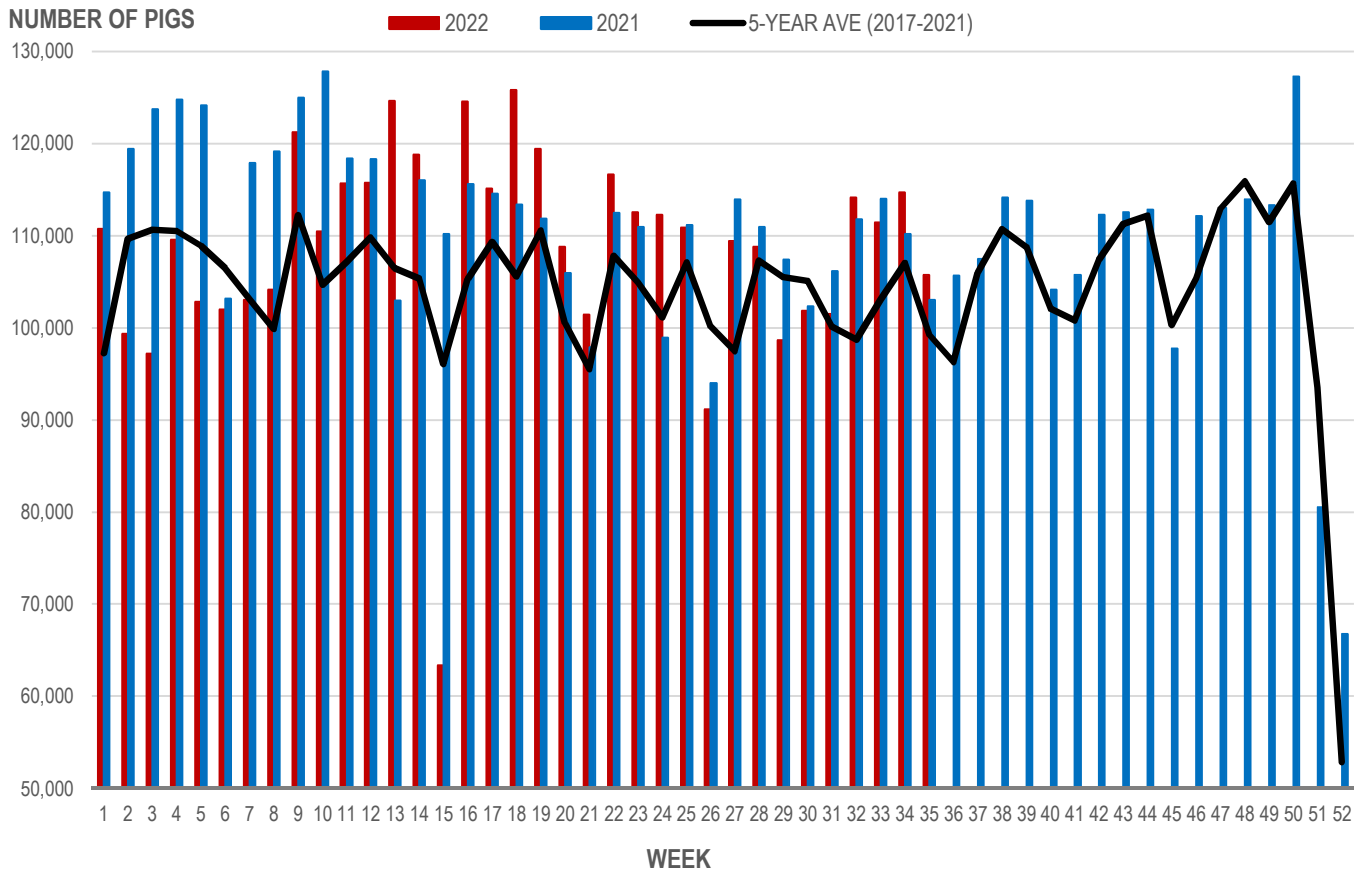
Source: Manitoba major processors

Number of Pigs Processed by Major Processors

Week	Week ending date	2022	2021	Change from Previous Week	Change from Previous Year
32	2022-08-12	114,119	111,786	12.5%	2.1%
33	2022-08-19	111,453	114,009	-2.3%	-2.2%
34	2022-08-26	114,709	110,194	2.9%	4.1%
35	2022-09-02	105,750	103,003	-7.8%	2.7%
Four week average		111,508	109,748	-	1.6%

Source: Manitoba major processors.

NUMBER OF PIGS PROCESSED BY MAJOR PROCESSORS WEEKLY



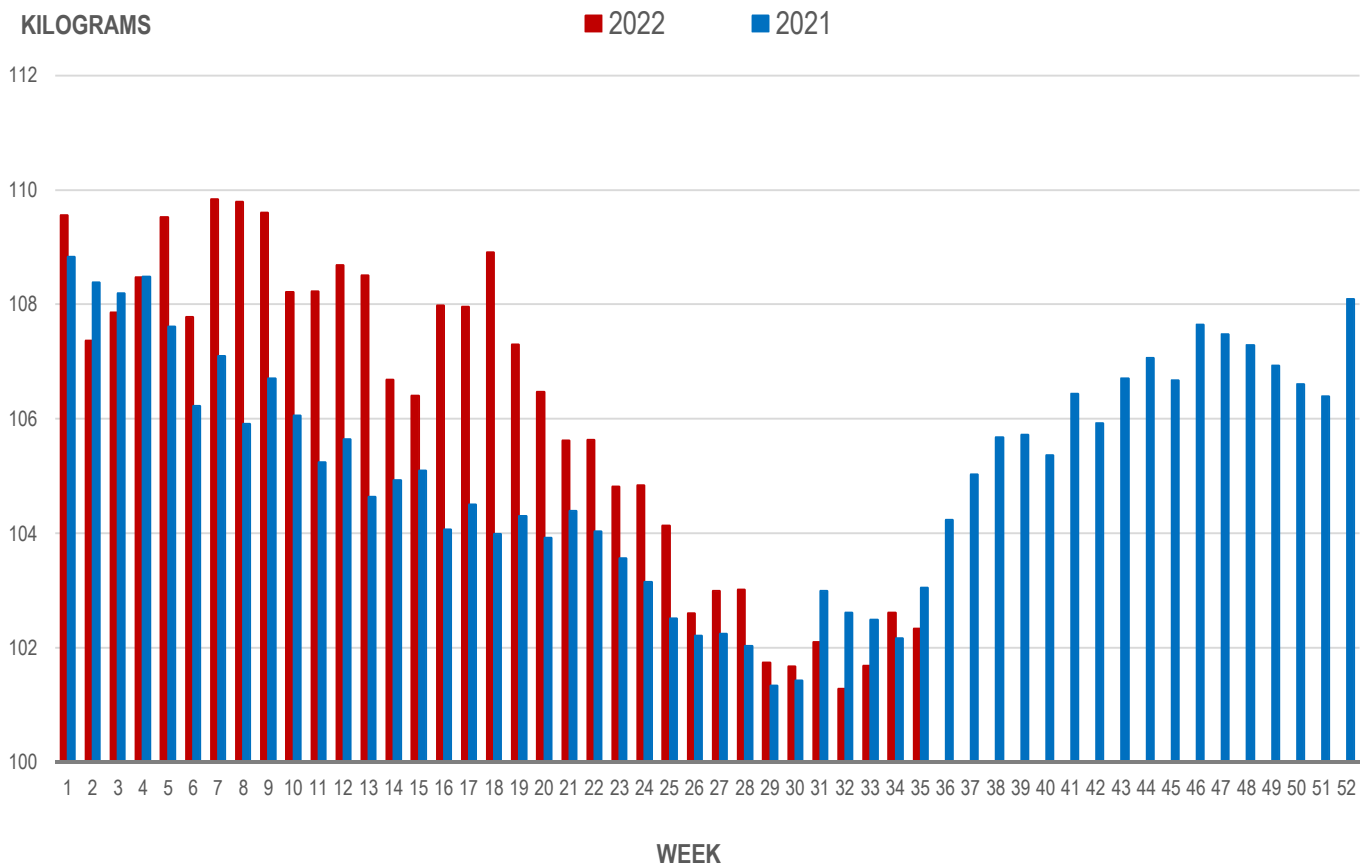
Source: Manitoba major processors

Average Weight of Hogs Processed by Major Processors, Kg

Week	Week ending date	2022	2021	Change from Previous Week	Change from Previous Year
32	2022-08-12	101.28	102.62	-0.8%	-1.3%
33	2022-08-19	101.68	102.50	0.4%	-0.8%
34	2022-08-26	102.62	102.17	0.9%	0.4%
35	2022-09-02	102.33	103.05	-0.3%	-0.7%
Four week average		101.98	102.58	-	-0.6%

Source: Manitoba major processors.

AVERAGE WEIGHT OF HOGS PROCESSED BY MAJOR PROCESSORS WEEKLY



Source: Manitoba major processors

CME FUTURES PRICES, US\$/lb, Friday settle price

	LEAN HOG	Change *	PORK CUTOUT	Change *
Oct 2022	90.03	-0.63	100.75	-0.50
Dec 2022	82.70	-0.25	93.18	-0.17
Feb 2023	86.70	0.23	95.60	0.02
Apr 2023	91.15	0.95	97.75	0.75
May 2023	95.58	1.65	101.55	1.08
Jun 2023	100.98	1.95	106.93	1.50
Jul 2023	101.08	2.23	105.68	1.50
Aug 2023	100.05	2.93	105.15	1.50
Oct 2023	87.20	3.93	95.95	1.50
Dec 2023	81.05	3.15	89.33	1.50
Feb 2024	84.98	2.97	90.85	1.50

Source: CME

* Price change from previous week, US\$

MAPLE LEAF Sig #4 - Contract Prices Top of Range

	Sig #4 Price C\$/100 kg	Change *
Oct 2022	206.09	1.87
Nov 2022	196.56	0.65
Dec 2022	189.12	0.59
Jan 2023	191.59	1.83
Feb 2023	199.04	1.90
Mar 2023	199.57	3.07
Apr 2023	210.22	3.50
May 2023	220.08	4.34

Source: HAMs Marketing

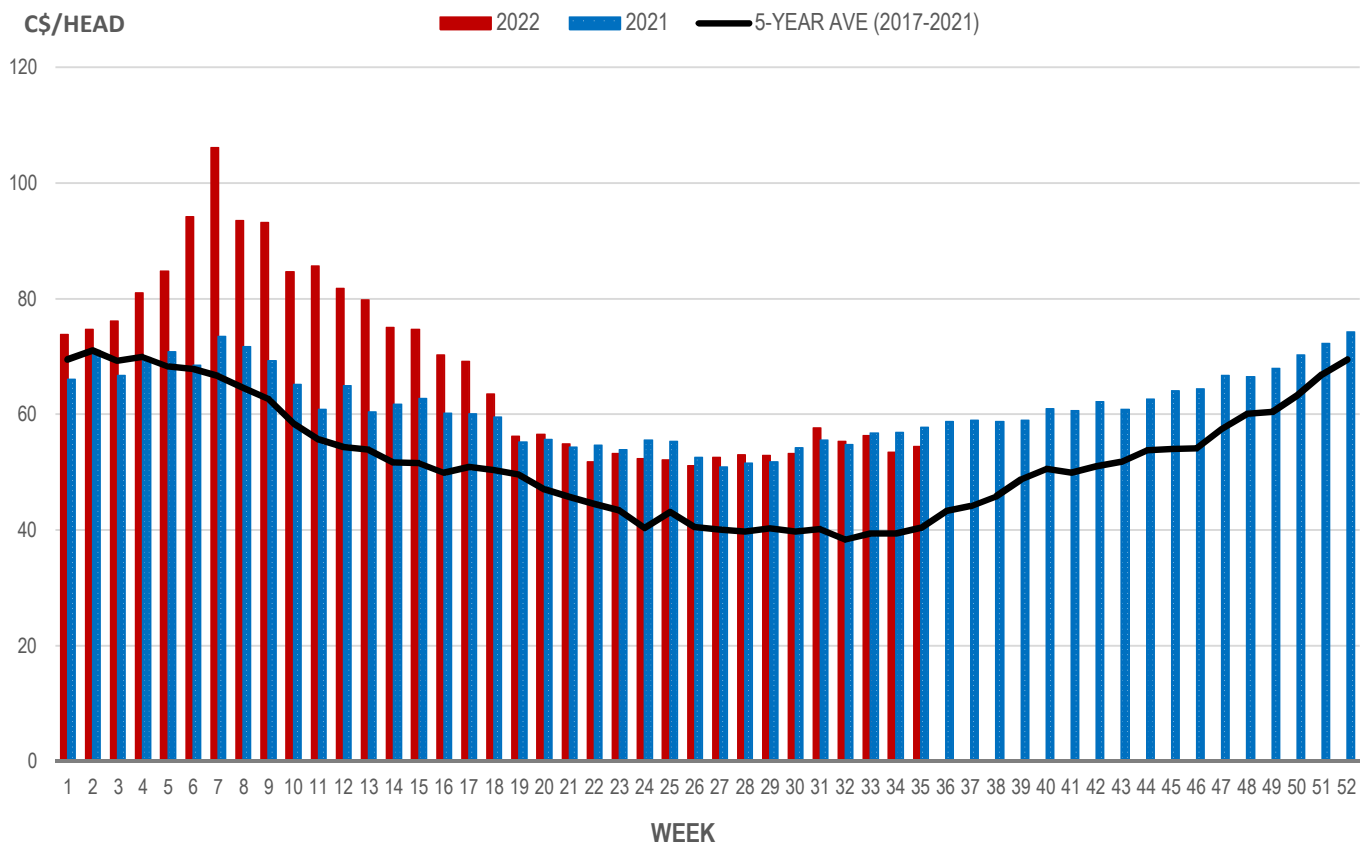
* Price change from previous week, C\$

Weaning Pigs (U.S. Total Composite Weighted Average Price per Head)

	Formula and Cash Low, US\$/Head	Formula and Cash High, US\$/Head	Wtd Avg Price, US\$/Head	Wtd Avg Price, C\$/Head
Early Weaned (10-12 lb)	20.00	55.34	41.47	54.41
Feeder Pigs (40 lb)	49.00	70.00	61.89	81.21

Source: USDA, AMS

EARLY WEANED PIGS (U.S. TOTAL COMPOSITE WEIGHTED AVERAGE PRICE PER HEAD) WEEKLY



Source: USDA, AMS

Contact us

Go to manitoba.ca/agriculture and click on Markets and Statistics

Email us at industryintelligence@gov.mb.ca

Follow us on Twitter @MBGovAg