

# Hog Prices



November 22, 2022

For definitions of how data is collected and calculated, please see

[MANITOBA MARKETS DEFINITIONS AND METHODOLOGIES](#)

## Exchange rates (Friday close)

1 US \$ = C \$1.3385

1 EURO = C \$1.3846

1 Yen = C \$0.00955

<https://www.bankofcanada.ca/rates/exchange/daily-exchange-rates/>

View the interactive hog dashboards for current and historical charts:

<https://www.gov.mb.ca/agriculture/markets-and-statistics/livestock-statistics/livestock-market-prices-current.html>

## Manitoba Weighted Average Carcass Prices (including premiums and discounts)

### All In Weights C\$/100 kg

Week	Week ending date	2022	2021	Change from Previous Week	Change from Previous Year
43	2022-10-28	244.94	203.74	-1.5%	20.2%
44	2022-11-04	242.66	201.67	-0.9%	20.3%
45	2022-11-11	239.99	199.92	-1.1%	20.0%
46	2022-11-18	227.31	195.93	-5.3%	16.0%
<b>Four week average</b>		<b>238.73</b>	<b>200.32</b>	<b>-</b>	<b>19.2%</b>

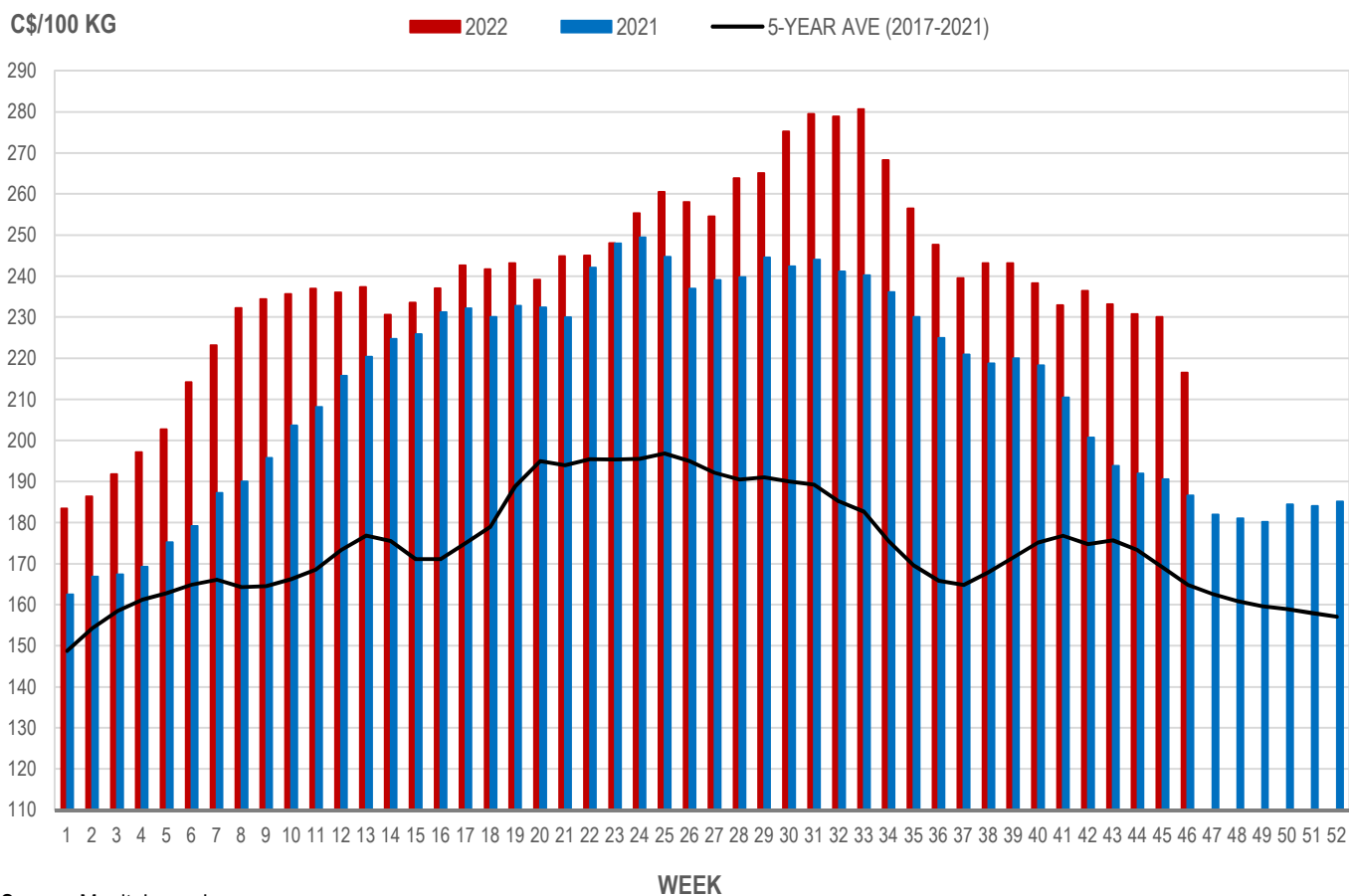
Source: Manitoba major processors.

## Index 100, C\$/100 kg

Week	Week ending date	2022	2021	Change from Previous Week	Change from Previous Year
43	2022-10-28	233.11	193.83	-1.4%	20.3%
44	2022-11-04	230.76	191.88	-1.0%	20.3%
45	2022-11-11	230.00	190.56	-0.3%	20.7%
46	2022-11-18	216.53	186.59	-5.9%	16.0%
<b>Four week average</b>		<b>227.60</b>	<b>190.71</b>	<b>-</b>	<b>19.3%</b>

Source: Manitoba major processors.

## MANITOBA WEIGHTED AVERAGE INDEX 100 HOG PRICES WEEKLY



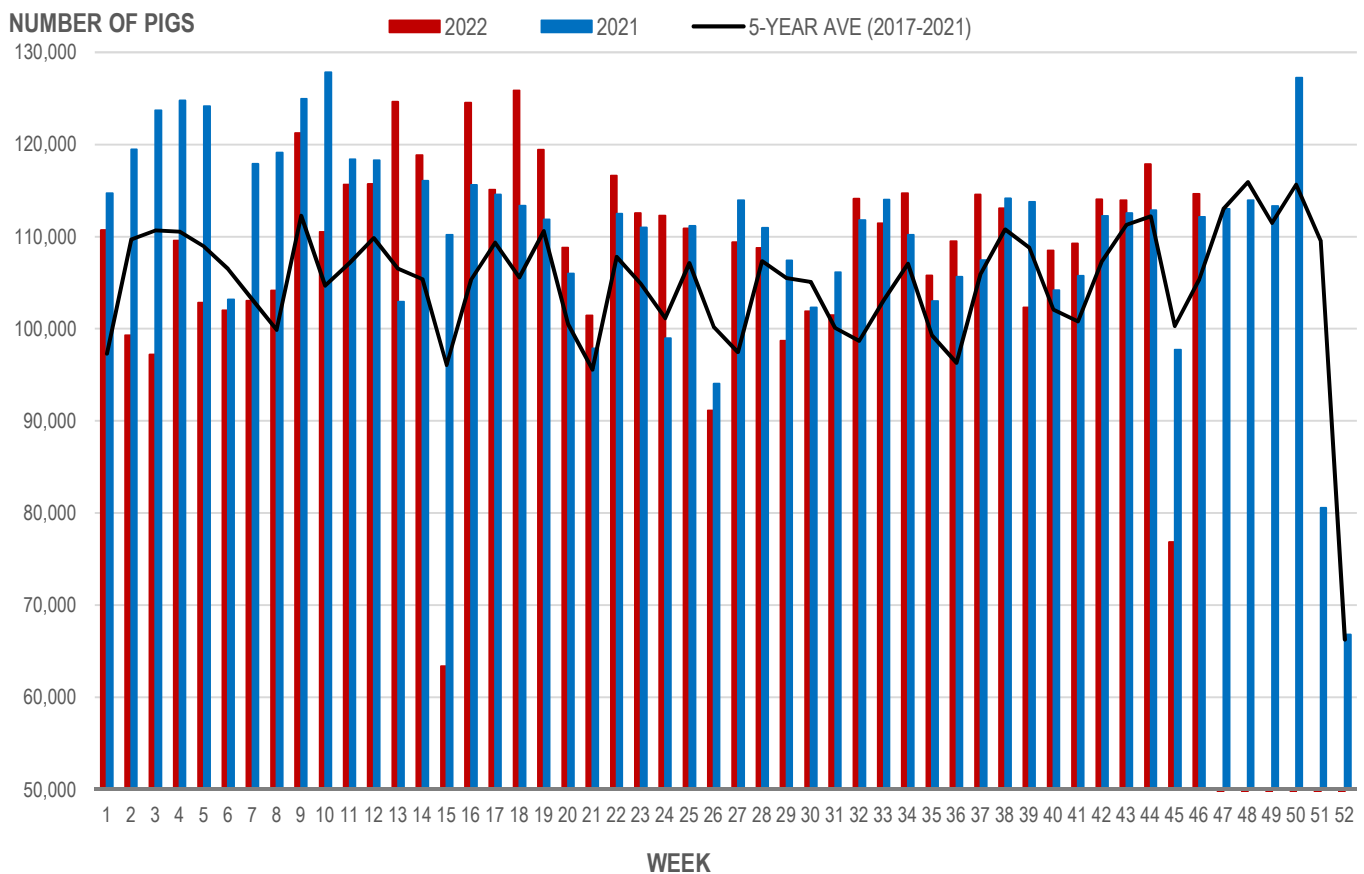
Source: Manitoba major processors

## Number of Pigs Processed by Major Processors

Week	Week ending date	2022	2021	Change from Previous Week	Change from Previous Year
43	2022-10-28	113,927	112,542	-0.1%	1.2%
44	2022-11-04	117,862	112,846	3.5%	4.4%
45	2022-11-11	76,835	97,734	-34.8%	-21.4%
46	2022-11-18	114,650	112,122	49.2%	2.3%
<b>Four week average</b>		<b>105,819</b>	<b>108,811</b>	<b>-</b>	<b>-2.8%</b>

Source: Manitoba major processors.

## NUMBER OF PIGS PROCESSED BY MAJOR PROCESSORS WEEKLY



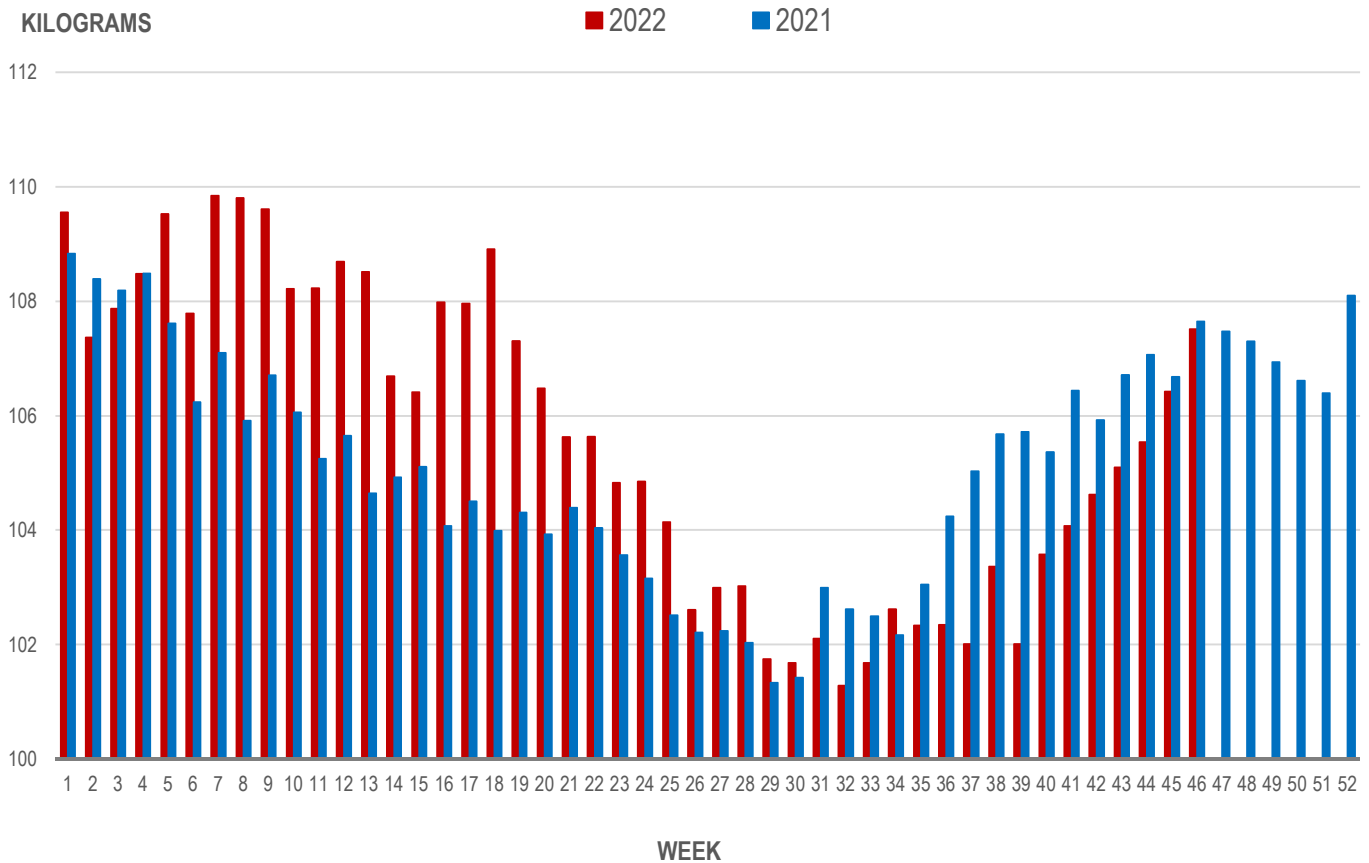
Source: Manitoba major processors

## Average Weight of Hogs Processed by Major Processors, Kg

Week	Week ending date	2022	2021	Change from Previous Week	Change from Previous Year
43	2022-10-28	105.09	106.71	0.4%	-1.5%
44	2022-11-04	105.54	107.07	0.4%	-1.4%
45	2022-11-11	106.42	106.68	0.8%	-0.2%
46	2022-11-18	107.51	107.65	1.0%	-0.1%
<b>Four week average</b>		<b>106.14</b>	<b>107.03</b>	<b>-</b>	<b>-0.8%</b>

Source: Manitoba major processors.

## AVERAGE WEIGHT OF HOGS PROCESSED BY MAJOR PROCESSORS WEEKLY



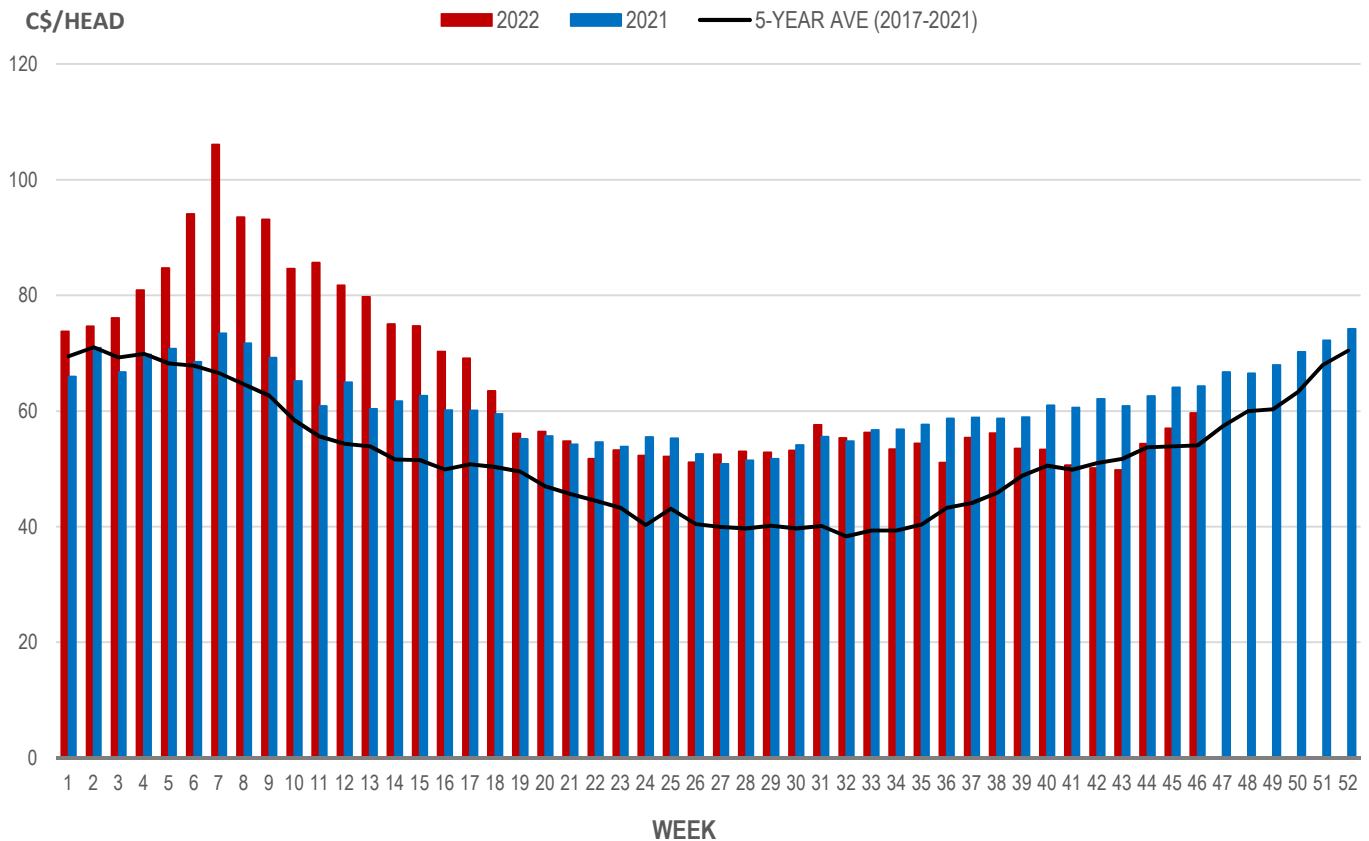
Source: Manitoba major processors

## Weaning Pigs (U.S. Total Composite Weighted Average Price per Head)

	Formula and Cash Low, US\$/Head	Formula and Cash High, US\$/Head	Wtd Avg Price, US\$/Head	Wtd Avg Price, C\$/Head
Early Weaned (10-12 lb)	27.00	53.00	44.58	59.67
Feeder Pigs (40 lb)	54.00	66.00	61.37	82.14

Source: USDA, AMS

## EARLY WEANED PIGS (U.S. TOTAL COMPOSITE WEIGHTED AVERAGE PRICE PER HEAD) WEEKLY



Source: USDA, AMS

### Contact us

Go to [manitoba.ca/agriculture](http://manitoba.ca/agriculture) and click on Markets and Statistics  
 Email us at [industryintelligence@gov.mb.ca](mailto:industryintelligence@gov.mb.ca)  
 Follow us on Twitter @MBGovAg