

Hog Prices



December 20, 2022

For definitions of how data is collected and calculated, please see

[MANITOBA MARKETS DEFINITIONS AND METHODOLOGIES](#)

Exchange rates (Friday close)

1 US \$ = C \$1.3687

1 EURO = C \$1.4526

1 Yen = C \$0.01001

<https://www.bankofcanada.ca/rates/exchange/daily-exchange-rates/>

View the interactive hog dashboards for current and historical charts:

<https://www.gov.mb.ca/agriculture/markets-and-statistics/livestock-statistics/livestock-market-prices-current.html>

Manitoba Weighted Average Carcass Prices (including premiums and discounts)

All In Weights C\$/100 kg

Week	Week ending date	2022	2021	Change from Previous Week	Change from Previous Year
47	2022-11-25	233.44	190.90	2.7%	22.3%
48	2022-12-02	227.57	189.98	-2.5%	19.8%
49	2022-12-09	228.19	189.04	0.3%	20.7%
50	2022-12-16	226.94	193.24	-0.5%	17.4%
Four week average		229.04	190.79	-	20.0%

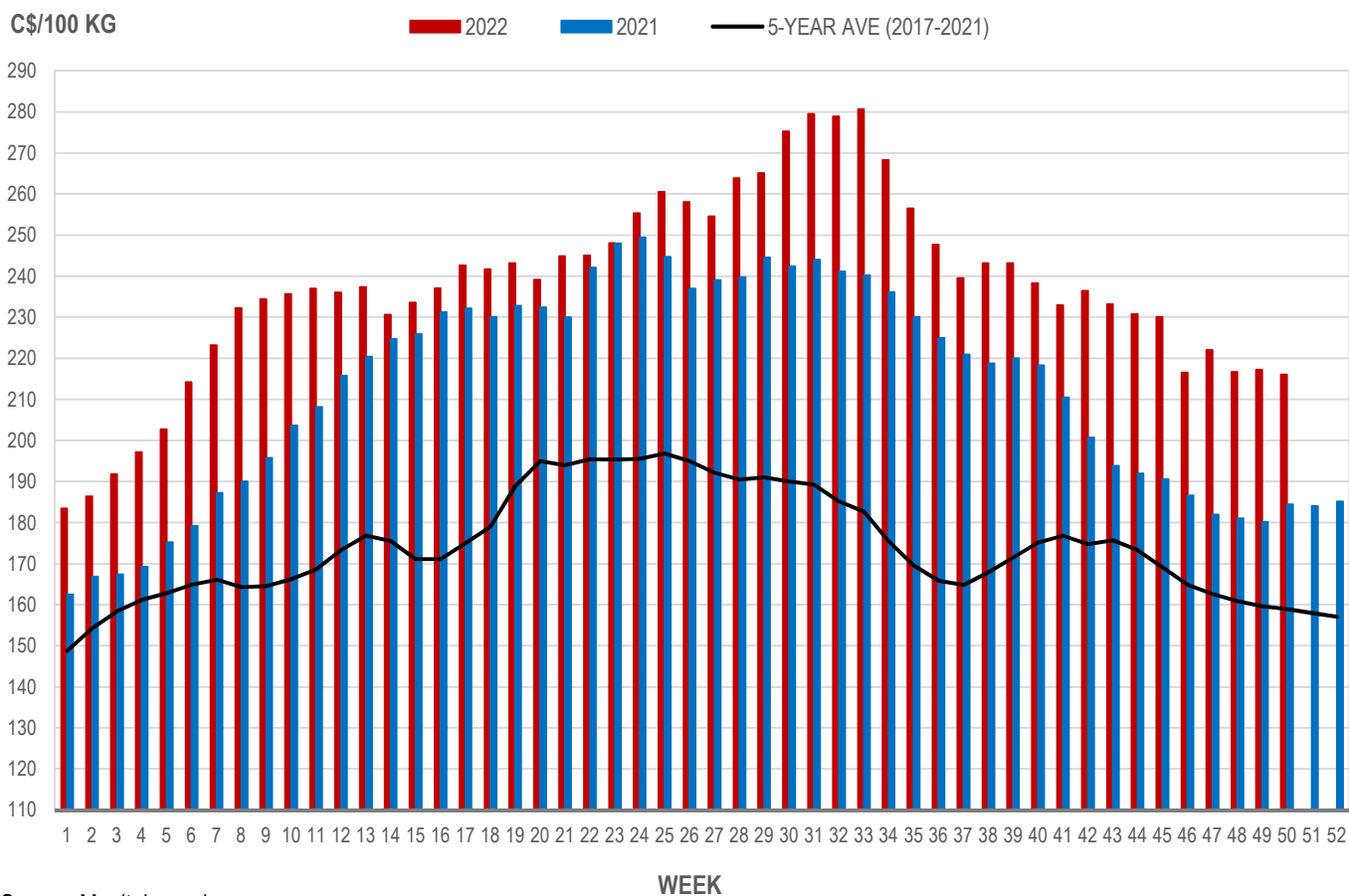
Source: Manitoba major processors.

Index 100, C\$/100 kg

Week	Week ending date	2022	2021	Change from Previous Week	Change from Previous Year
47	2022-11-25	221.95	181.95	2.5%	22.0%
48	2022-12-02	216.69	181.08	-2.4%	19.7%
49	2022-12-09	217.17	180.14	0.2%	20.6%
50	2022-12-16	216.07	184.43	-0.5%	17.2%
Four week average		217.97	181.90	-	19.8%

Source: Manitoba major processors.

MANITOBA WEIGHTED AVERAGE INDEX 100 HOG PRICES WEEKLY



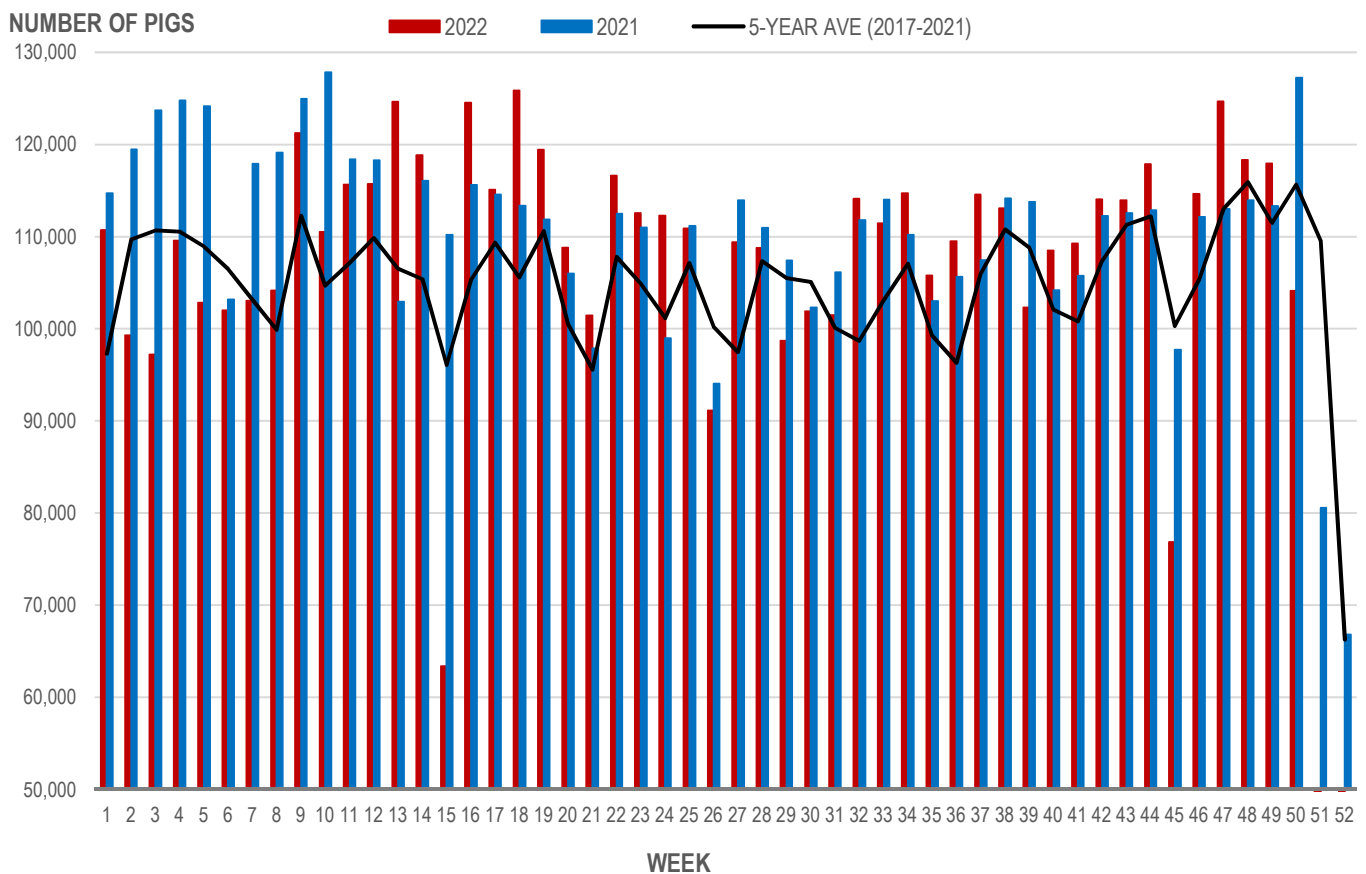
Source: Manitoba major processors

Number of Pigs Processed by Major Processors

Week	Week ending date	2022	2021	Change from Previous Week	Change from Previous Year
47	2022-11-25	124,656	113,022	8.7%	10.3%
48	2022-12-02	118,335	113,918	-5.1%	3.9%
49	2022-12-09	117,915	113,321	-0.4%	4.1%
50	2022-12-16	104,111	127,242	-11.7%	-18.2%
Four week average		116,254	116,876	-	-0.5%

Source: Manitoba major processors.

NUMBER OF PIGS PROCESSED BY MAJOR PROCESSORS WEEKLY



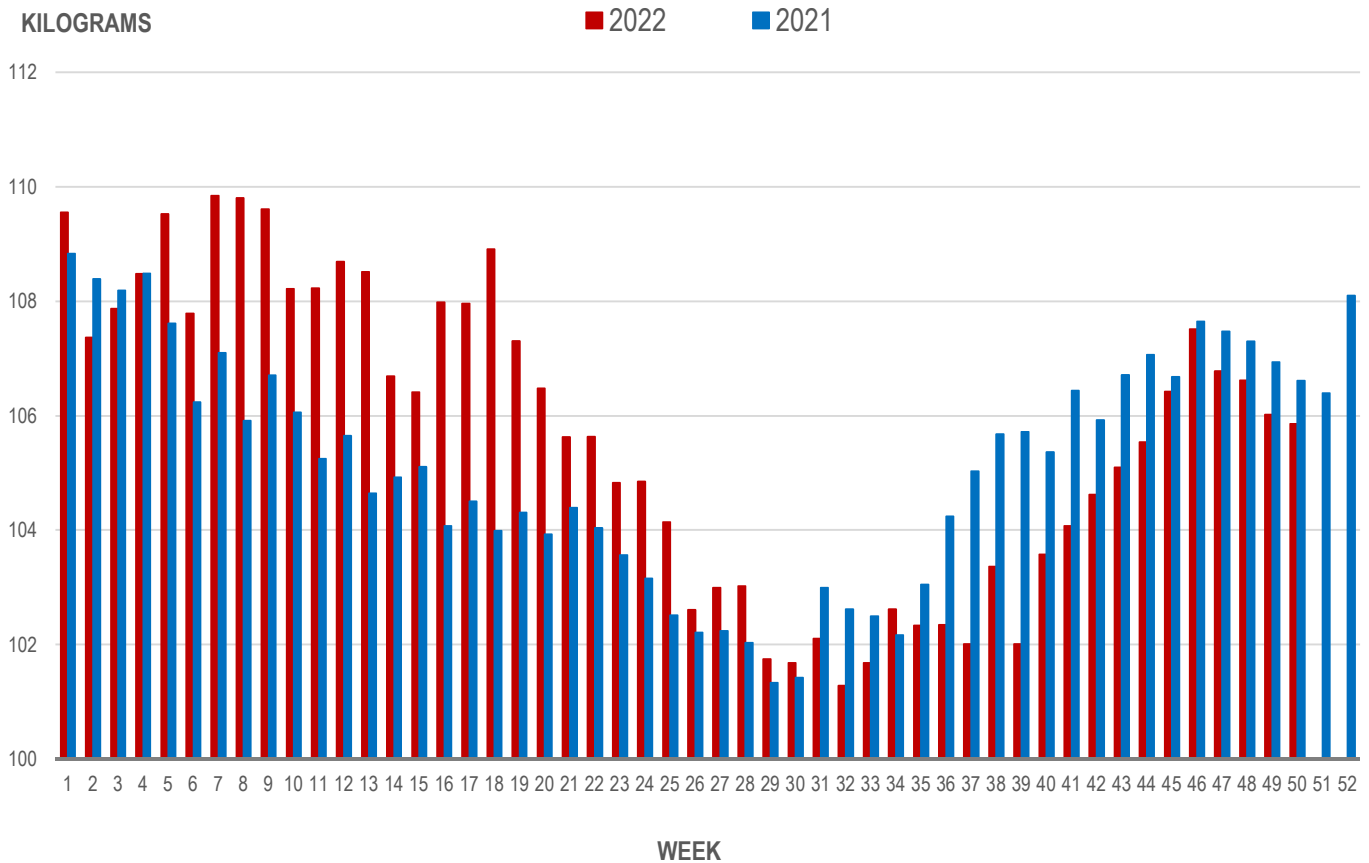
Source: Manitoba major processors

Average Weight of Hogs Processed by Major Processors, Kg

Week	Week ending date	2022	2021	Change from Previous Week	Change from Previous Year
47	2022-11-25	106.77	107.47	-0.7%	-0.7%
48	2022-12-02	106.62	107.30	-0.1%	-0.6%
49	2022-12-09	106.02	106.94	-0.6%	-0.9%
50	2022-12-16	105.86	106.61	-0.2%	-0.7%
Four week average		106.32	107.08	-	-0.7%

Source: Manitoba major processors.

AVERAGE WEIGHT OF HOGS PROCESSED BY MAJOR PROCESSORS WEEKLY



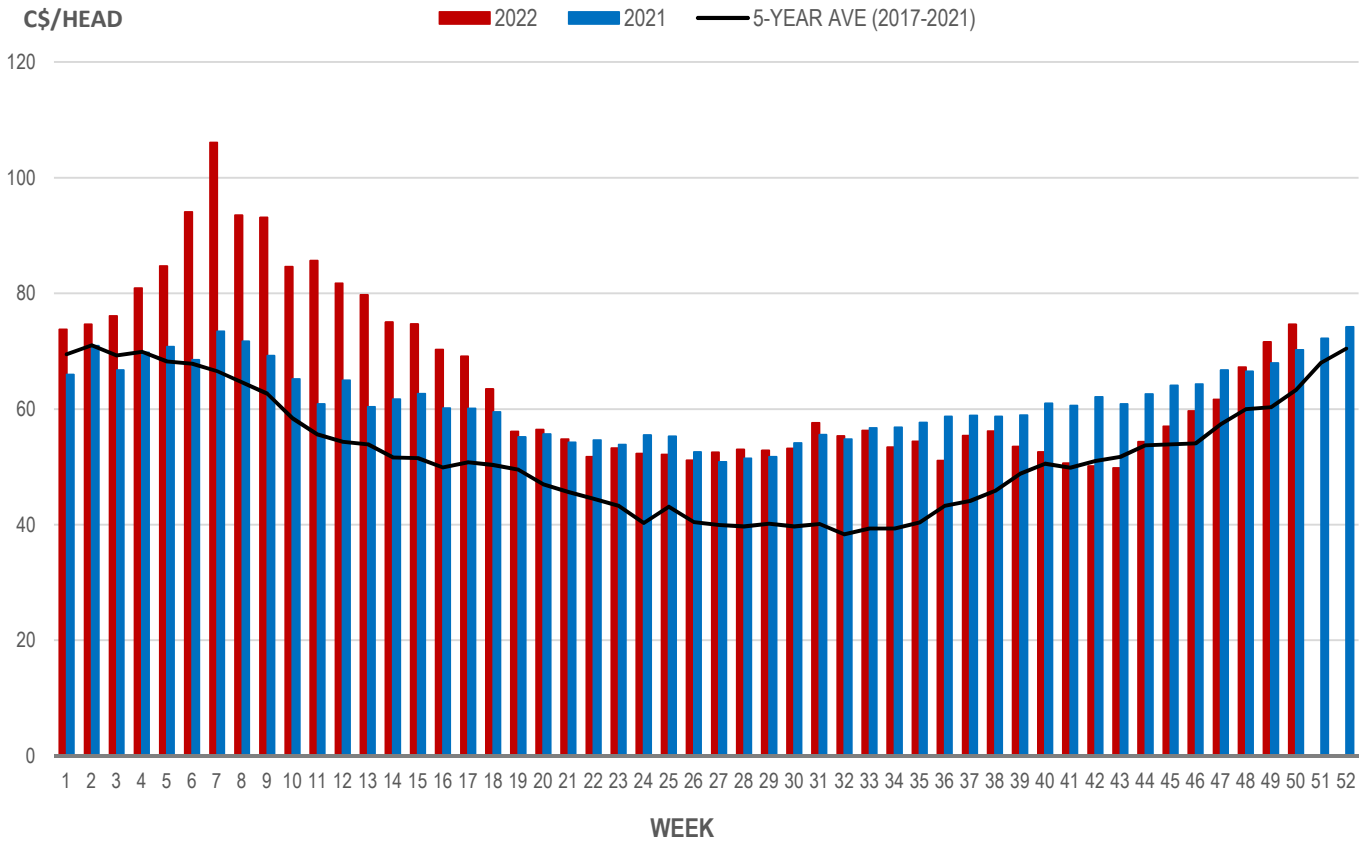
Source: Manitoba major processors

Weaning Pigs (U.S. Total Composite Weighted Average Price per Head)

	Formula and Cash Low, US\$/Head	Formula and Cash High, US\$/Head	Wtd Avg Price, US\$/Head	Wtd Avg Price, C\$/Head
Early Weaned (10-12 lb)	42.00	65.58	54.50	74.59
Feeder Pigs (40 lb)	58.00	76.00	72.15	98.75

Source: USDA, AMS

EARLY WEANED PIGS (U.S. TOTAL COMPOSITE WEIGHTED AVERAGE PRICE PER HEAD) WEEKLY



Source: USDA, AMS

Contact us

Go to manitoba.ca/agriculture and click on Markets and Statistics

Email us at industryintelligence@gov.mb.ca

Follow us on Twitter @MBGovAg