

## MANITOBA MARKETS

# Hog Prices



October 17, 2023

[Click here for definitions of how data is collected and calculated.](#)

### Exchange rates (Friday close)

1 US \$ = C \$1.3661

1 EURO = C \$1.4363

1 Yen = C \$0.00913

[Data source: Bank of Canada](#)

[Click to view the interactive hog dashboards for current and historical charts.](#)

### Manitoba Weighted Average Carcass Prices (including premiums and discounts)

#### All In Weights C\$/100 kg

Week	Week ending date	2023	2022	Change from Previous Week	Change from Previous Year
38	2023-09-22	237.03	255.37	-0.8%	-7.2%
39	2023-09-29	234.30	254.49	-1.2%	-7.9%
40	2023-10-06	234.51	251.46	0.1%	-6.7%
41	2023-10-13	225.15	242.90	-4.0%	-7.3%
<b>Four week average</b>		<b>232.75</b>	<b>251.06</b>	<b>-</b>	<b>-7.3%</b>

Source: Manitoba major processors.

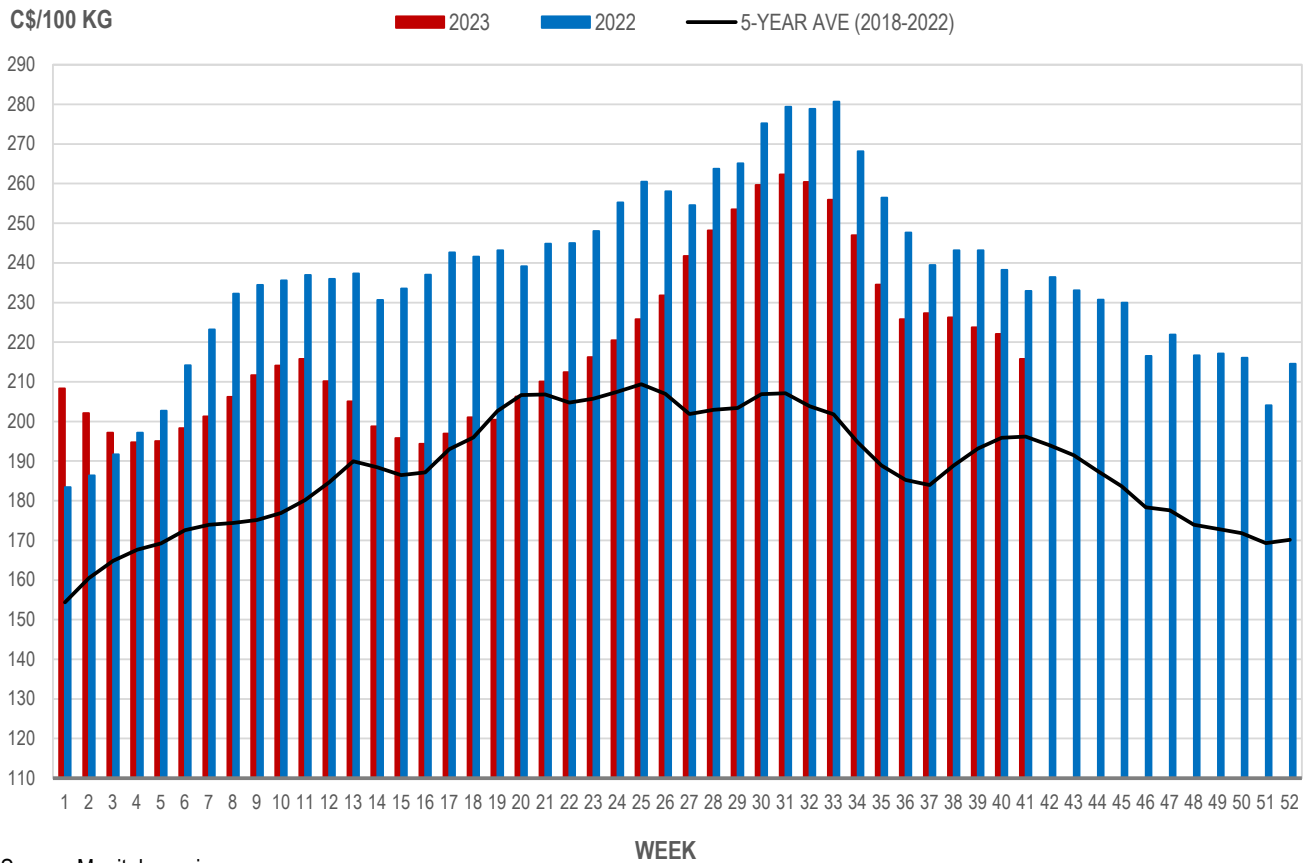


## Index 100, C\$/100 kg

Week	Week ending date	2023	2022	Change from Previous Week	Change from Previous Year
38	2023-09-22	226.23	243.19	-0.5%	-7.0%
39	2023-09-29	223.76	243.17	-1.1%	-8.0%
40	2023-10-06	222.07	238.28	-0.8%	-6.8%
41	2023-10-13	215.75	232.93	-2.8%	-7.4%
<b>Four week average</b>		<b>221.95</b>	<b>239.39</b>	<b>-</b>	<b>-7.3%</b>

Source: Manitoba major processors.

## MANITOBA WEIGHTED AVERAGE INDEX 100 HOG PRICES WEEKLY



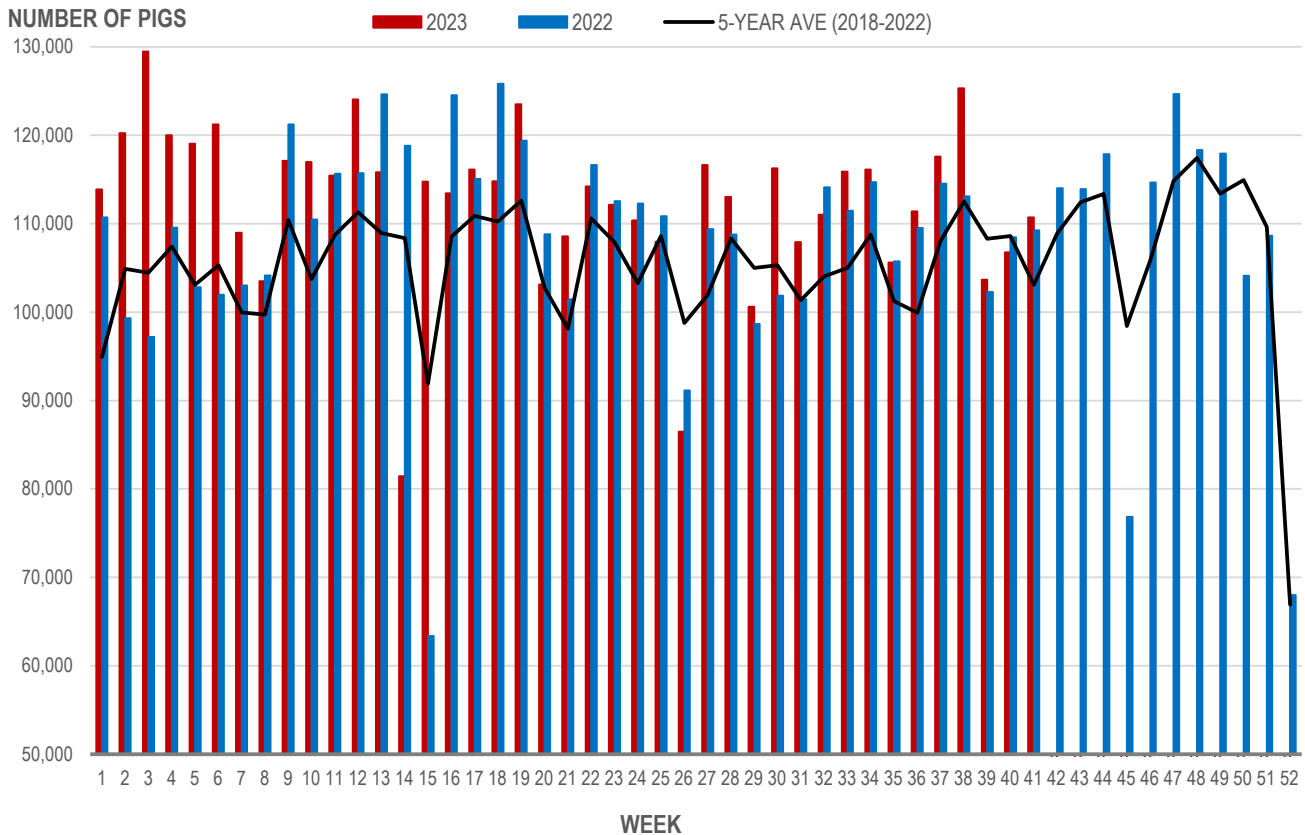
Source: Manitoba major processors

## Number of Pigs Processed by Major Processors

Week	Week ending date	2023	2022	Change from Previous Week	Change from Previous Year
38	2023-09-22	125,299	113,086	6.5%	10.8%
39	2023-09-29	103,680	102,279	-17.3%	1.4%
40	2023-10-06	106,770	108,473	3.0%	-1.6%
41	2023-10-13	110,707	109,245	3.7%	1.3%
<b>Four week average</b>		<b>111,614</b>	<b>108,271</b>	<b>-</b>	<b>3.1%</b>

Source: Manitoba major processors.

### NUMBER OF PIGS PROCESSED BY MAJOR PROCESSORS WEEKLY



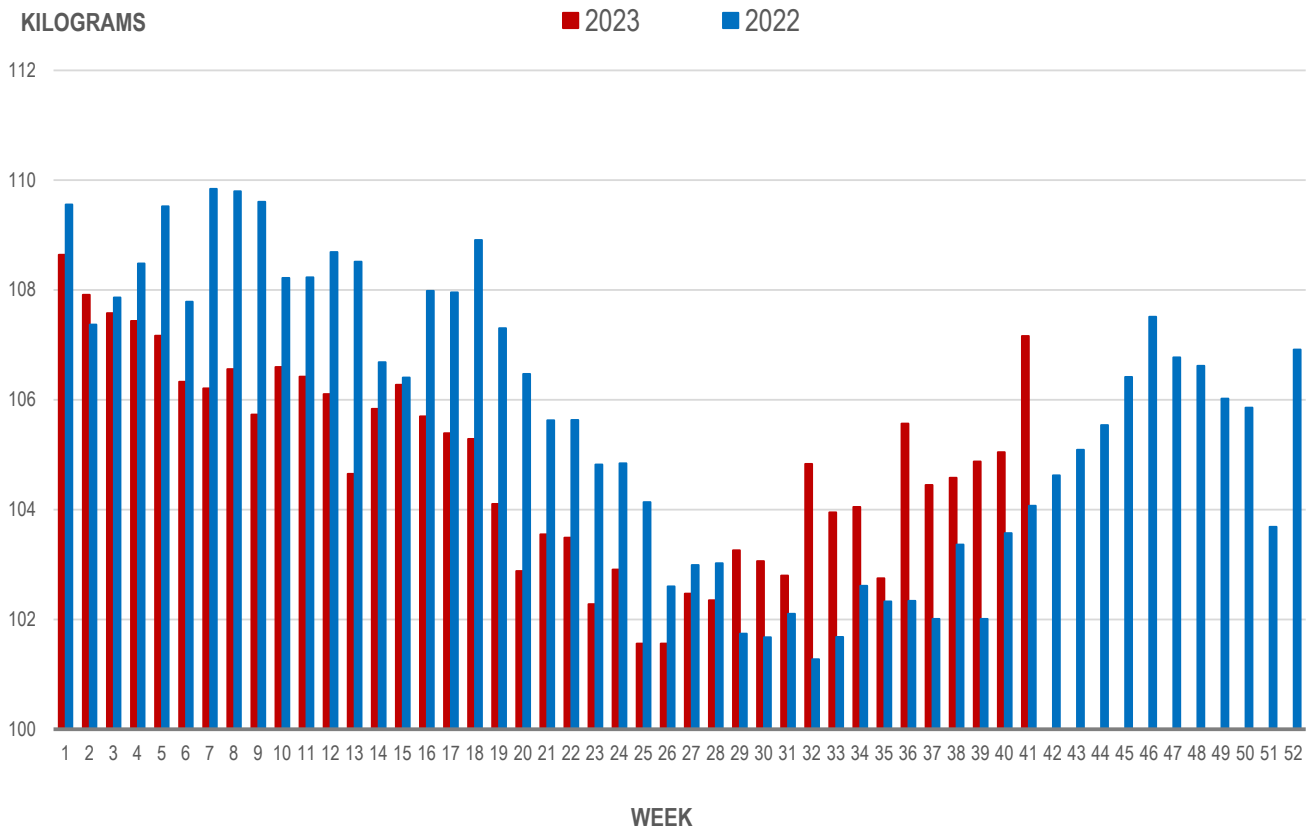
Source: Manitoba major processors

## Average Weight of Hogs Processed by Major Processors, Kg

Week	Week ending date	2023	2022	Change from Previous Week	Change from Previous Year
38	2023-09-22	104.58	103.36	0.1%	1.2%
39	2023-09-29	104.88	102.01	0.3%	2.8%
40	2023-10-06	105.05	103.57	0.2%	1.4%
41	2023-10-13	107.16	104.07	2.0%	3.0%
<b>Four week average</b>		<b>105.42</b>	<b>103.25</b>	<b>-</b>	<b>2.1%</b>

Source: Manitoba major processors.

## AVERAGE WEIGHT OF HOGS PROCESSED BY MAJOR PROCESSORS WEEKLY



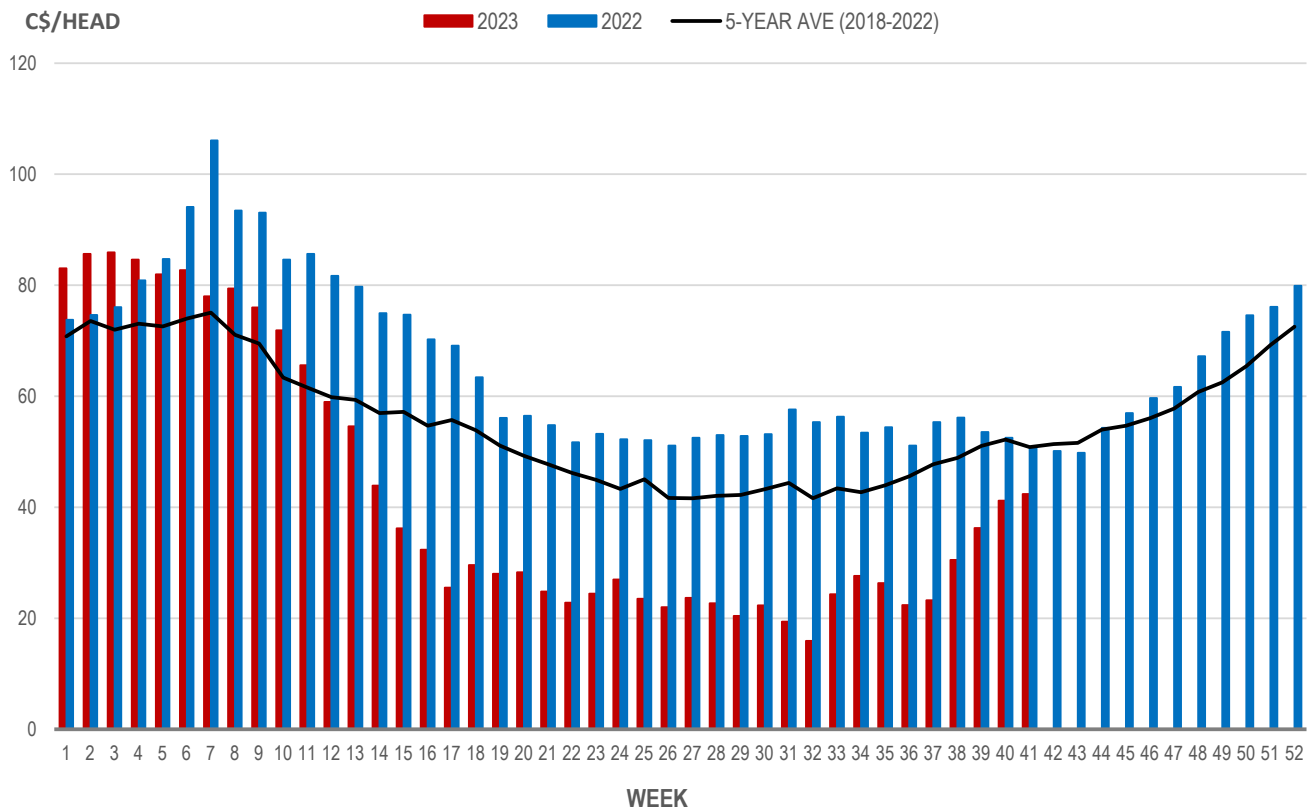
Source: Manitoba major processors

## Weaning Pigs (U.S. Total Composite Weighted Average Price per Head)

	Formula and Cash Low, US\$/Head	Formula and Cash High, US\$/Head	Wtd Avg Price, US\$/Head	Wtd Avg Price, C\$/Head
Early Weaned (10-12 lb)	13.00	55.24	31.03	42.39
Feeder Pigs (40 lb)	30.69	55.24	44.35	60.59

Source: USDA, AMS

### EARLY WEANED PIGS (U.S. TOTAL COMPOSITE WEIGHTED AVERAGE PRICE PER HEAD) WEEKLY



Source: USDA, AMS

### Contact us

Go to [manitoba.ca/agriculture](http://manitoba.ca/agriculture) and click on Markets and Statistics

Email us at [industryintelligence@gov.mb.ca](mailto:industryintelligence@gov.mb.ca)

Follow us on Twitter @MBGovAg