

MANITOBA MARKETS

Hog Prices



January 9, 2024

[Click here for definitions of how data is collected and calculated.](#)

Exchange rates (Friday close)

1 US \$ = C \$1.3347

1 EURO = C \$1.4614

1 Yen = C \$0.00922

[Data source: Bank of Canada](#)

[Click to view the interactive hog dashboards for current and historical charts.](#)

Manitoba Weighted Average Carcass Prices (including premiums and discounts)

All In Weights C\$/100 kg

Week	Week ending date	2024	2023	Change from Previous Week	Change from Previous Year
50	2023-12-15	199.13	226.94	-0.5%	-12.3%
51	2023-12-22	193.91	215.39	-2.6%	-10.0%
52	2023-12-29	190.69	225.88	-1.7%	-15.6%
1	2024-01-05	192.01	217.00	0.7%	-11.5%
Four week average		193.94	221.30	-	-12.4%

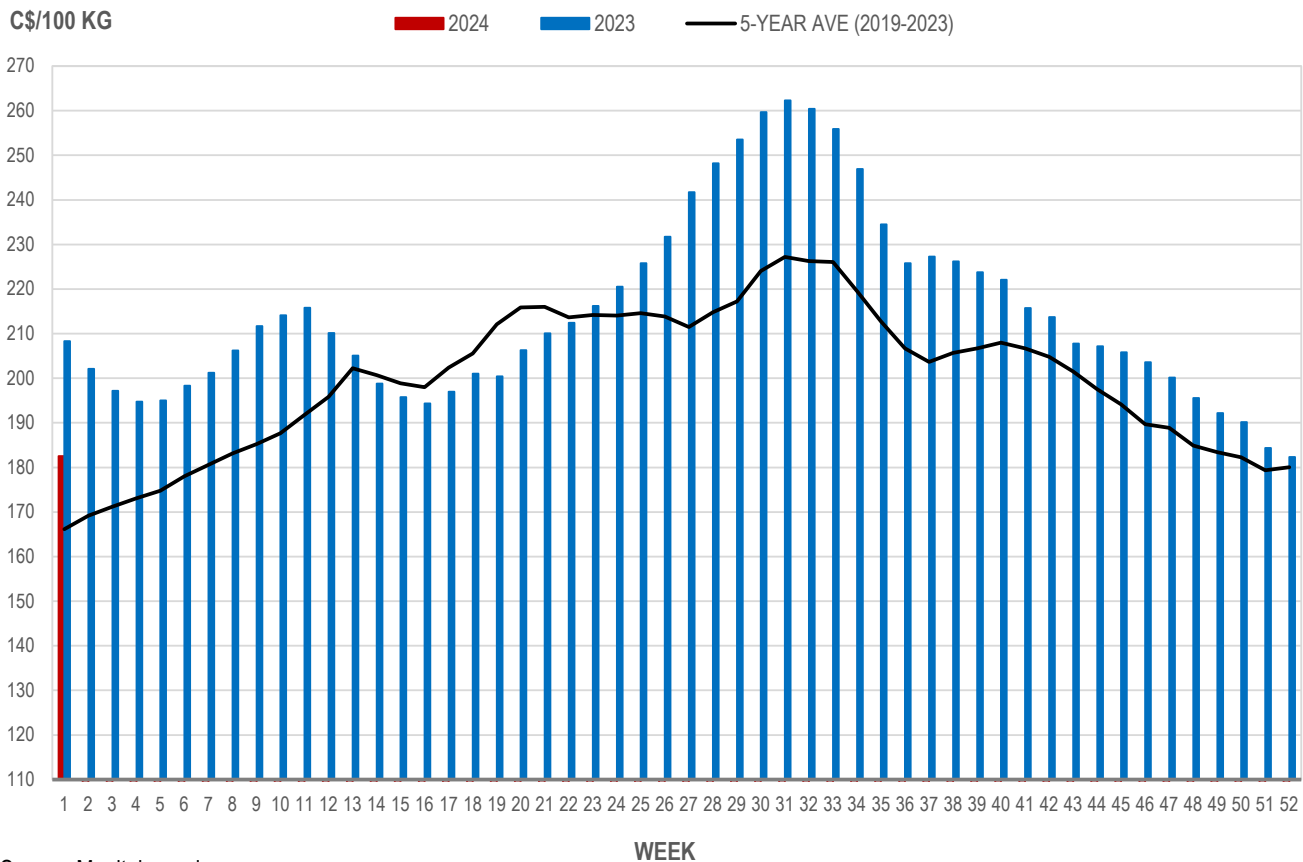
Source: Manitoba major processors.

Index 100, C\$/100 kg

Week	Week ending date	2024	2023	Change from Previous Week	Change from Previous Year
50	2023-12-15	190.17	216.07	-0.5%	-12.0%
51	2023-12-22	184.37	204.10	-3.0%	-9.7%
52	2023-12-29	182.37	214.53	-1.1%	-15.0%
1	2024-01-05	182.56	208.33	0.1%	-12.4%
Four week average		184.87	210.76	-	-12.3%

Source: Manitoba major processors.

MANITOBA WEIGHTED AVERAGE INDEX 100 HOG PRICES WEEKLY



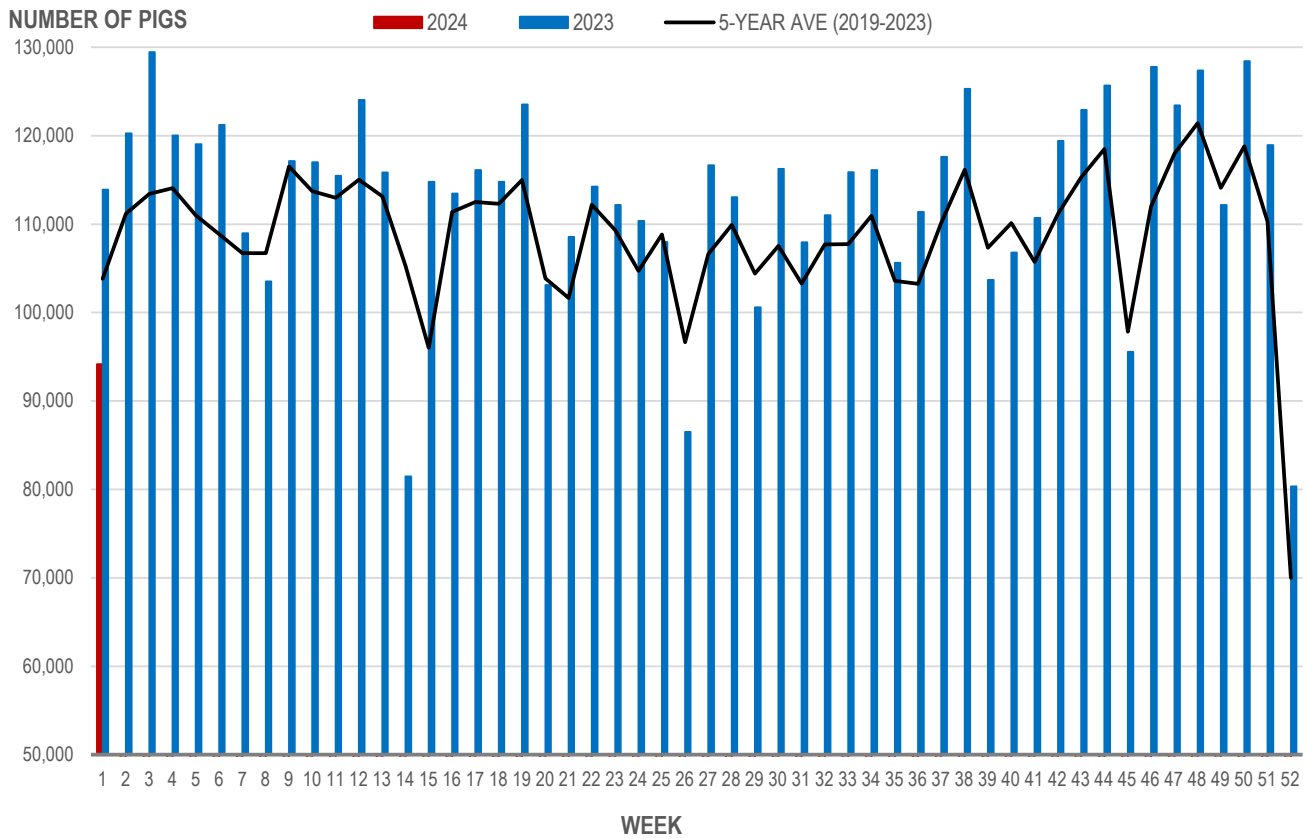
Source: Manitoba major processors

Number of Pigs Processed by Major Processors

Week	Week ending date	2024	2023	Change from Previous Week	Change from Previous Year
50	2023-12-15	128,428	104,111	-11.7%	23.4%
51	2023-12-22	118,950	108,627	-7.4%	9.5%
52	2023-12-29	80,331	68,006	-32.5%	18.1%
1	2024-01-05	94,153	113,896	17.2%	-17.3%
Four week average		105,466	98,660	-	6.9%

Source: Manitoba major processors.

NUMBER OF PIGS PROCESSED BY MAJOR PROCESSORS WEEKLY



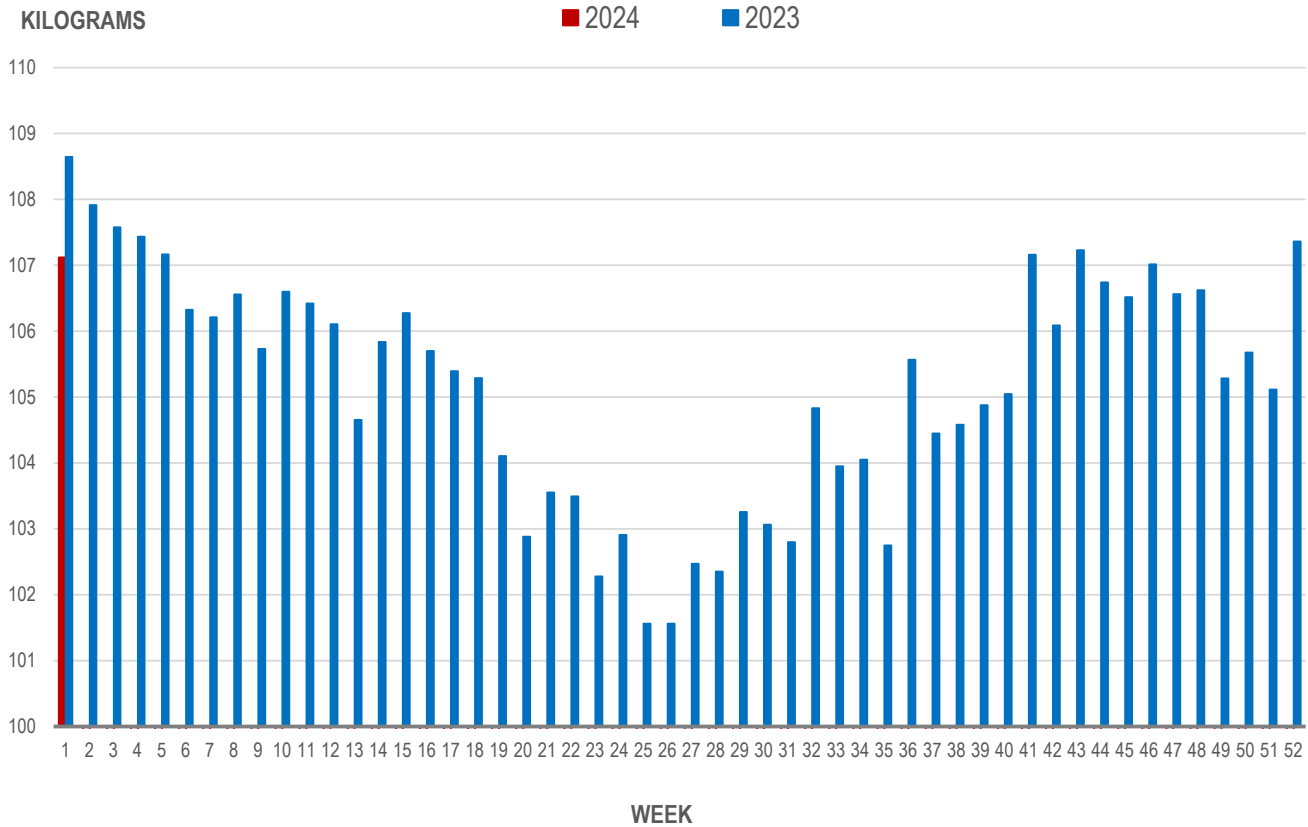
Source: Manitoba major processors

Average Weight of Hogs Processed by Major Processors, Kg

Week	Week ending date	2024	2023	Change from Previous Week	Change from Previous Year
50	2023-12-15	105.68	105.86	-0.2%	-0.2%
51	2023-12-22	105.12	103.69	-0.5%	1.4%
52	2023-12-29	107.36	106.91	2.1%	0.4%
1	2024-01-05	107.12	108.64	-0.2%	-1.4%
Four week average		106.32	106.28	-	0.1%

Source: Manitoba major processors.

AVERAGE WEIGHT OF HOGS PROCESSED BY MAJOR PROCESSORS WEEKLY



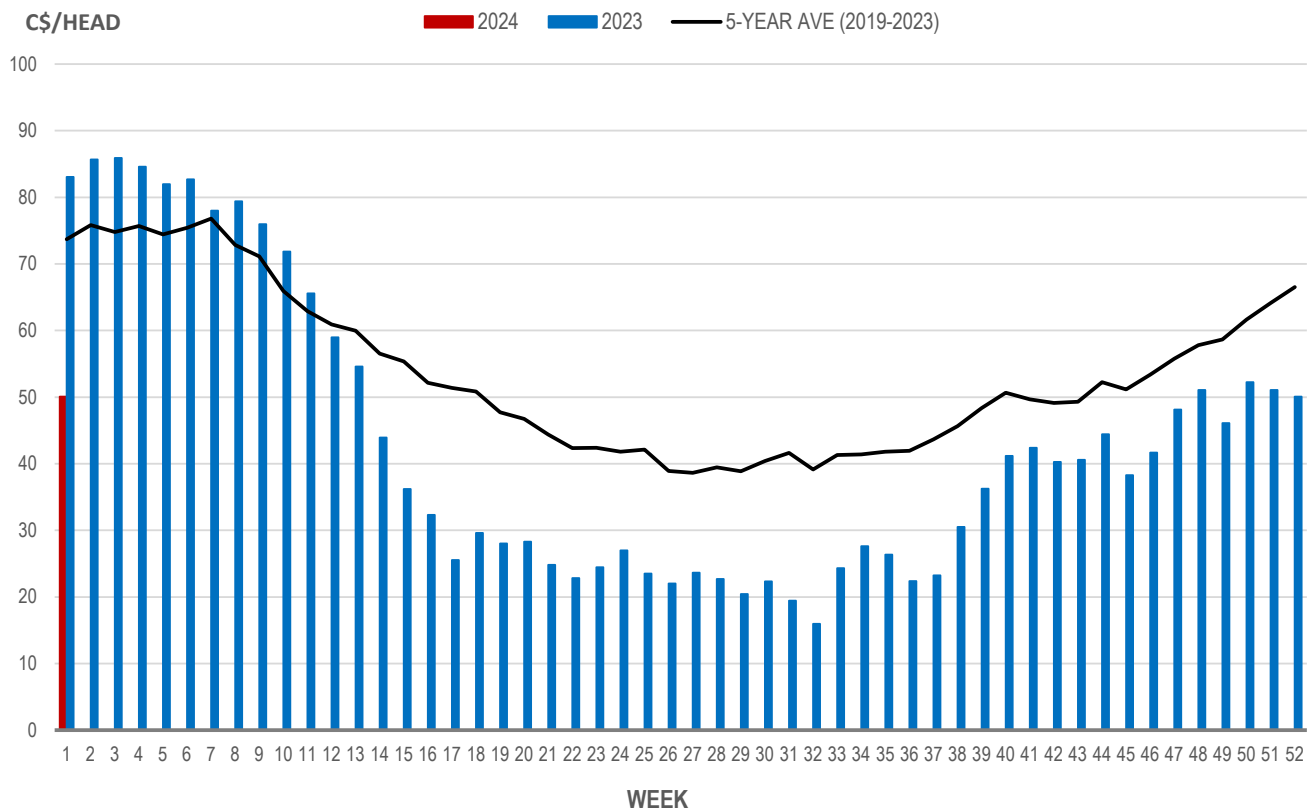
Source: Manitoba major processors

Weaning Pigs (U.S. Total Composite Weighted Average Price per Head)

	Formula and Cash Low, US\$/Head	Formula and Cash High, US\$/Head	Wtd Avg Price, US\$/Head	Wtd Avg Price, C\$/Head
Early Weaned (10-12 lb)	20.00	64.48	37.50	50.05
Feeder Pigs (40 lb)	30.00	53.00	44.68	59.63

Source: USDA, AMS

EARLY WEANED PIGS (U.S. TOTAL COMPOSITE WEIGHTED AVERAGE PRICE PER HEAD) WEEKLY



Source: USDA, AMS

Contact us

Go to manitoba.ca/agriculture and click on Markets and Statistics

Email us at industryintelligence@gov.mb.ca

Follow us on Twitter @MBGovAg