

MANITOBA MARKETS

Hog Prices



January 23, 2024

[Click here for definitions of how data is collected and calculated.](#)

Exchange rates (Friday close)

1 US \$ = C \$1.3462

1 EURO = C \$1.4654

1 Yen = C \$0.00908

[Data source: Bank of Canada](#)

[Click to view the interactive hog dashboards for current and historical charts.](#)

Manitoba Weighted Average Carcass Prices (including premiums and discounts)

All In Weights C\$/100 kg

Week	Week ending date	2024	2023	Change from Previous Week	Change from Previous Year
52	2023-12-29	190.69	225.88	-1.7%	-15.6%
1	2024-01-05	192.01	217.00	0.7%	-11.5%
2	2024-01-12	195.75	212.43	1.9%	-7.8%
3	2024-01-19	200.95	206.24	2.7%	-2.6%
Four week average		194.85	215.39	-	-9.5%

Source: Manitoba major processors.

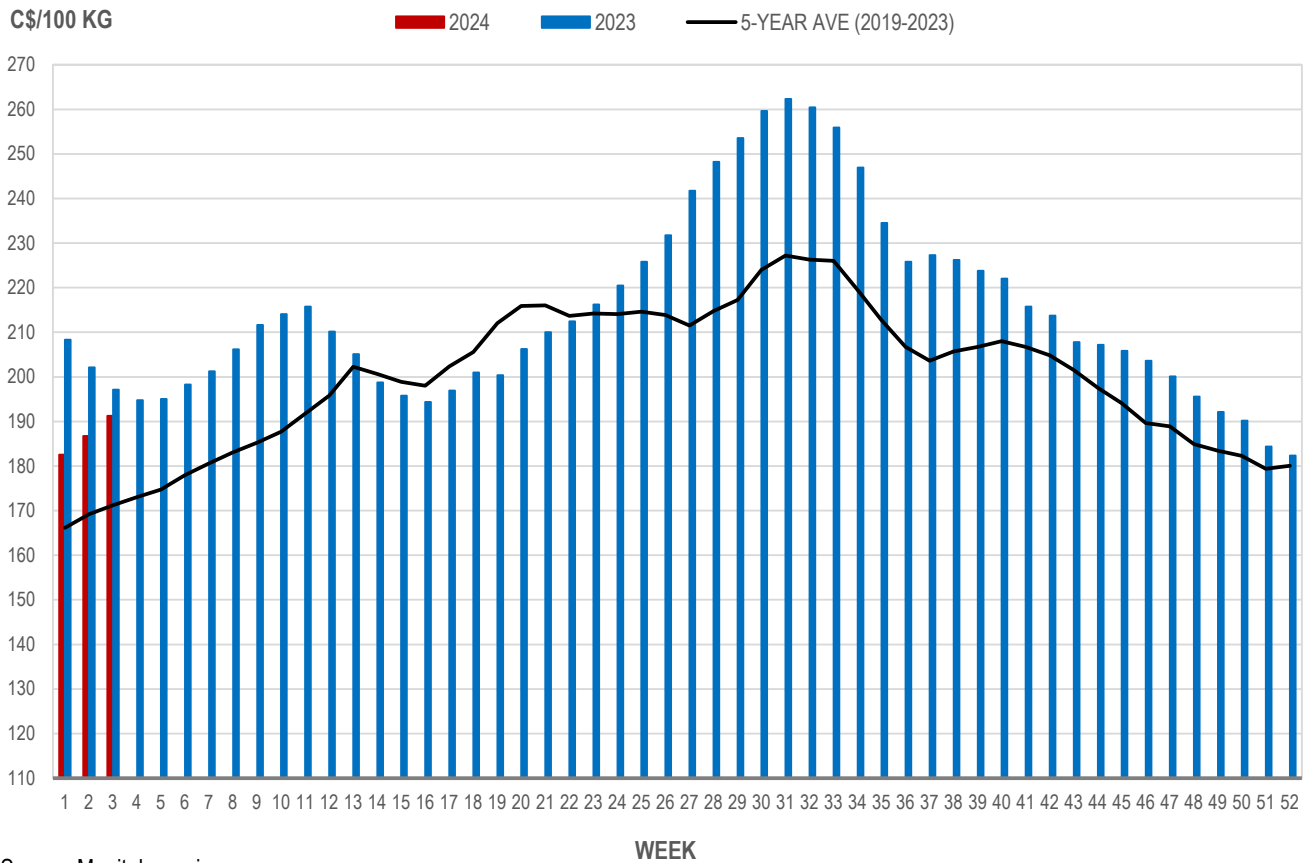


Index 100, C\$/100 kg

Week	Week ending date	2024	2023	Change from Previous Week	Change from Previous Year
52	2023-12-29	182.37	214.53	-1.1%	-15.0%
1	2024-01-05	182.56	208.33	0.1%	-12.4%
2	2024-01-12	186.75	202.14	2.3%	-7.6%
3	2024-01-19	191.27	197.17	2.4%	-3.0%
Four week average		185.74	205.54	-	-9.6%

Source: Manitoba major processors.

MANITOBA WEIGHTED AVERAGE INDEX 100 HOG PRICES WEEKLY



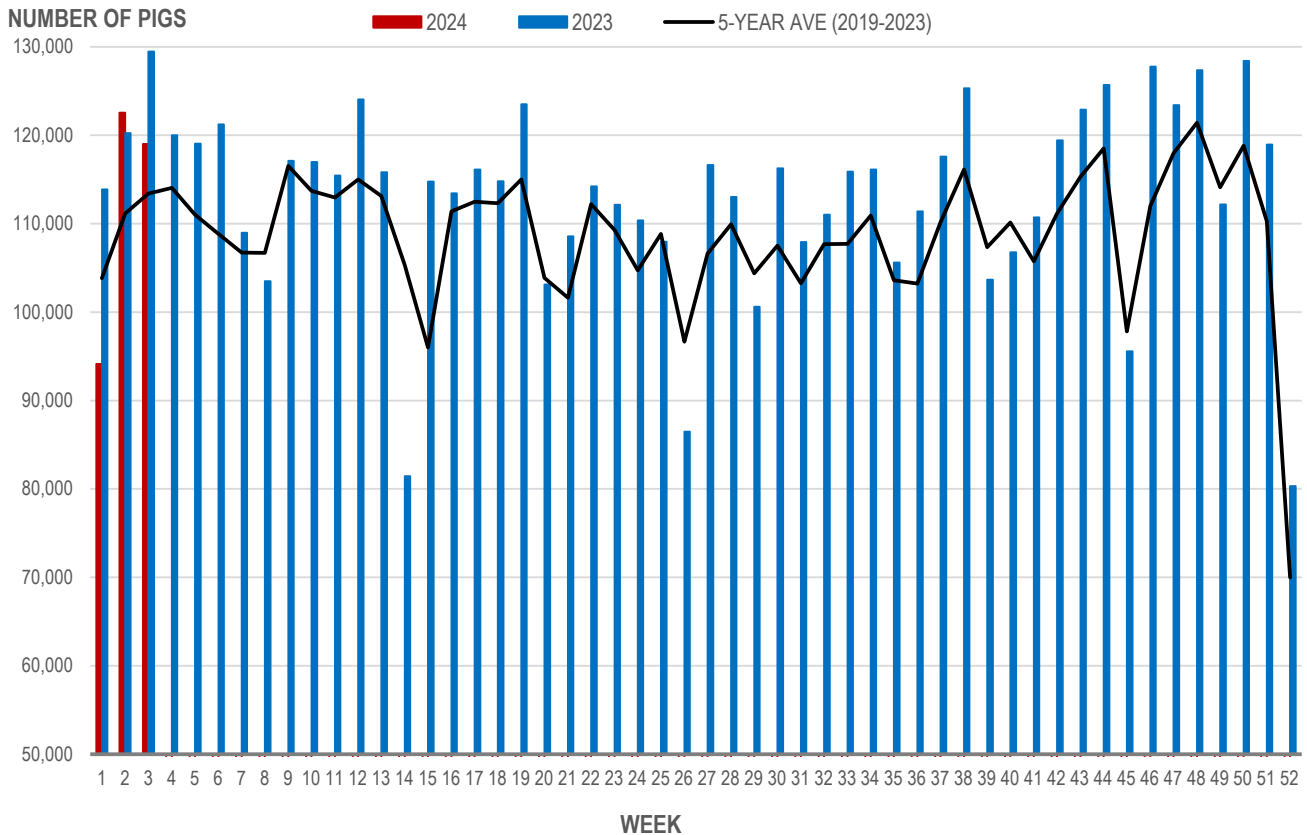
Source: Manitoba major processors

Number of Pigs Processed by Major Processors

Week	Week ending date	2024	2023	Change from Previous Week	Change from Previous Year
52	2023-12-29	80,331	68,006	-32.5%	18.1%
1	2024-01-05	94,153	113,896	17.2%	-17.3%
2	2024-01-12	122,562	120,258	30.2%	1.9%
3	2024-01-19	119,025	129,458	-2.9%	-8.1%
Four week average		104,018	107,905	-	-3.6%

Source: Manitoba major processors.

NUMBER OF PIGS PROCESSED BY MAJOR PROCESSORS WEEKLY



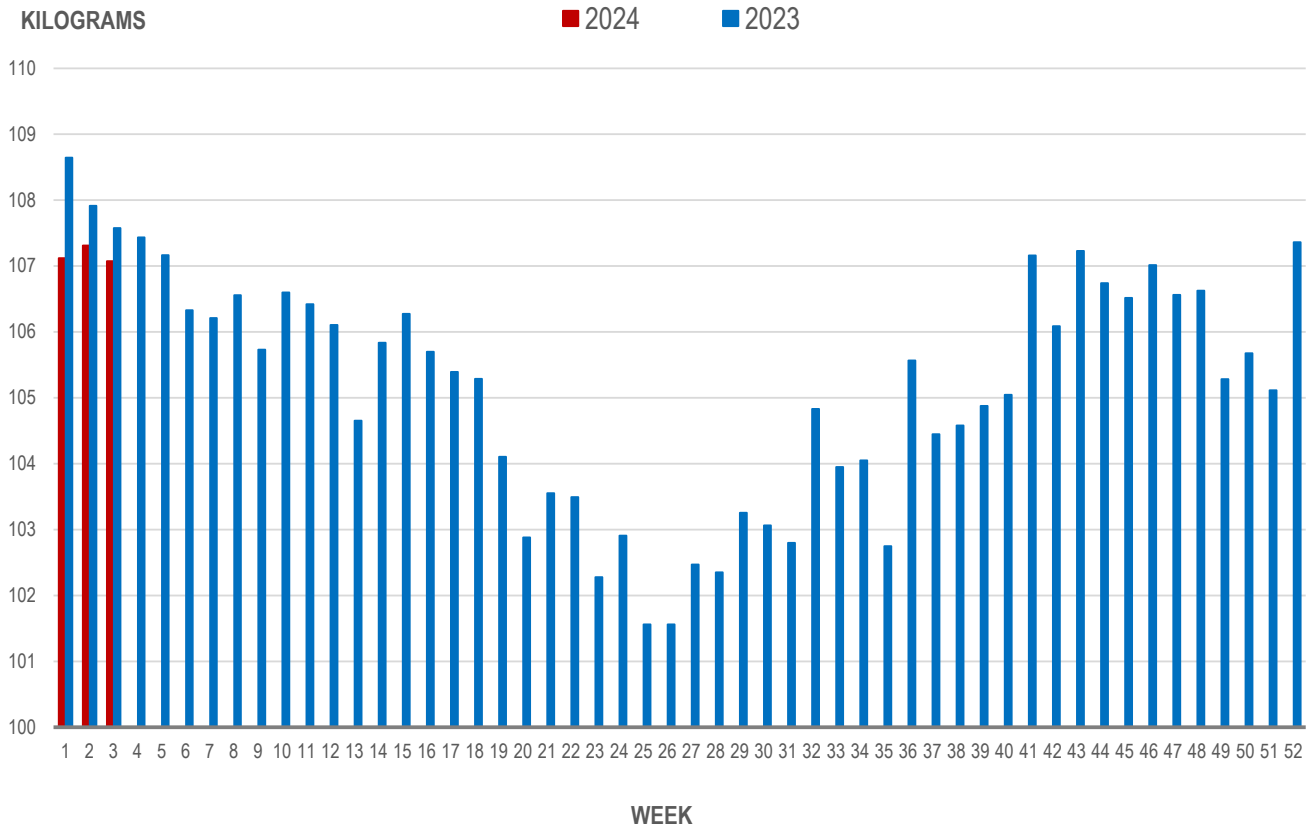
Source: Manitoba major processors

Average Weight of Hogs Processed by Major Processors, Kg

Week	Week ending date	2024	2023	Change from Previous Week	Change from Previous Year
52	2023-12-29	107.36	106.91	2.1%	0.4%
1	2024-01-05	107.12	108.64	-0.2%	-1.4%
2	2024-01-12	107.31	107.91	0.2%	-0.6%
3	2024-01-19	107.07	107.58	-0.2%	-0.5%
Four week average		107.22	107.76	-	-0.5%

Source: Manitoba major processors.

AVERAGE WEIGHT OF HOGS PROCESSED BY MAJOR PROCESSORS WEEKLY



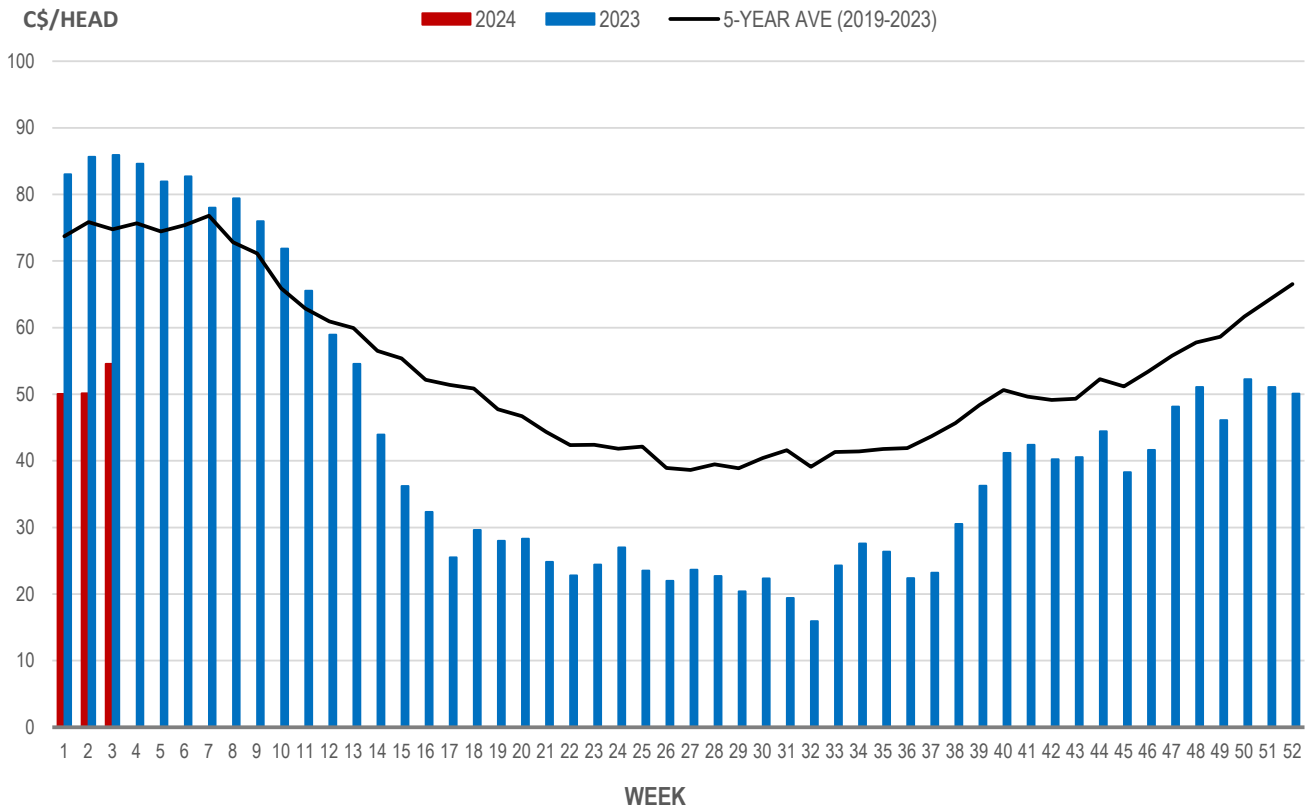
Source: Manitoba major processors

Weaning Pigs (U.S. Total Composite Weighted Average Price per Head)

	Formula and Cash Low, US\$/Head	Formula and Cash High, US\$/Head	Wtd Avg Price, US\$/Head	Wtd Avg Price, C\$/Head
Early Weaned (10-12 lb)	13.00	62.80	40.53	54.56
Feeder Pigs (40 lb)	43.00	52.00	48.46	65.24

Source: USDA, AMS

EARLY WEANED PIGS (U.S. TOTAL COMPOSITE WEIGHTED AVERAGE PRICE PER HEAD) WEEKLY



Source: USDA, AMS

Contact us

Go to manitoba.ca/agriculture and click on Markets and Statistics

Email us at industryintelligence@gov.mb.ca

Follow us on Twitter @MBGovAg