

MANITOBA MARKETS

Hog Prices



February 25, 2025

[Click here for definitions of how data is collected and calculated.](#)

Exchange rates (Friday close)

1 US \$ = C \$1.4207

1 EURO = C \$1.4865

1 Yen = C \$0.00950

[Data source: Bank of Canada](#)

[Click to view the interactive hog dashboards for current and historical charts.](#)

Manitoba Weighted Average Carcass Prices (including premiums and discounts)

All In Weights C\$/100 kg

Week	Week ending date	2025	2024	Change from Previous Week	Change from Previous Year
5	2025-01-31	236.11	204.34	1.0%	15.5%
6	2025-02-07	240.80	207.08	2.0%	16.3%
7	2025-02-14	246.97	208.23	2.6%	18.6%
8	2025-02-21	248.03	216.35	0.4%	14.6%
Four week average		242.98	209.00	-	16.3%

Source: Manitoba major processors.

Index 100, C\$/100 kg

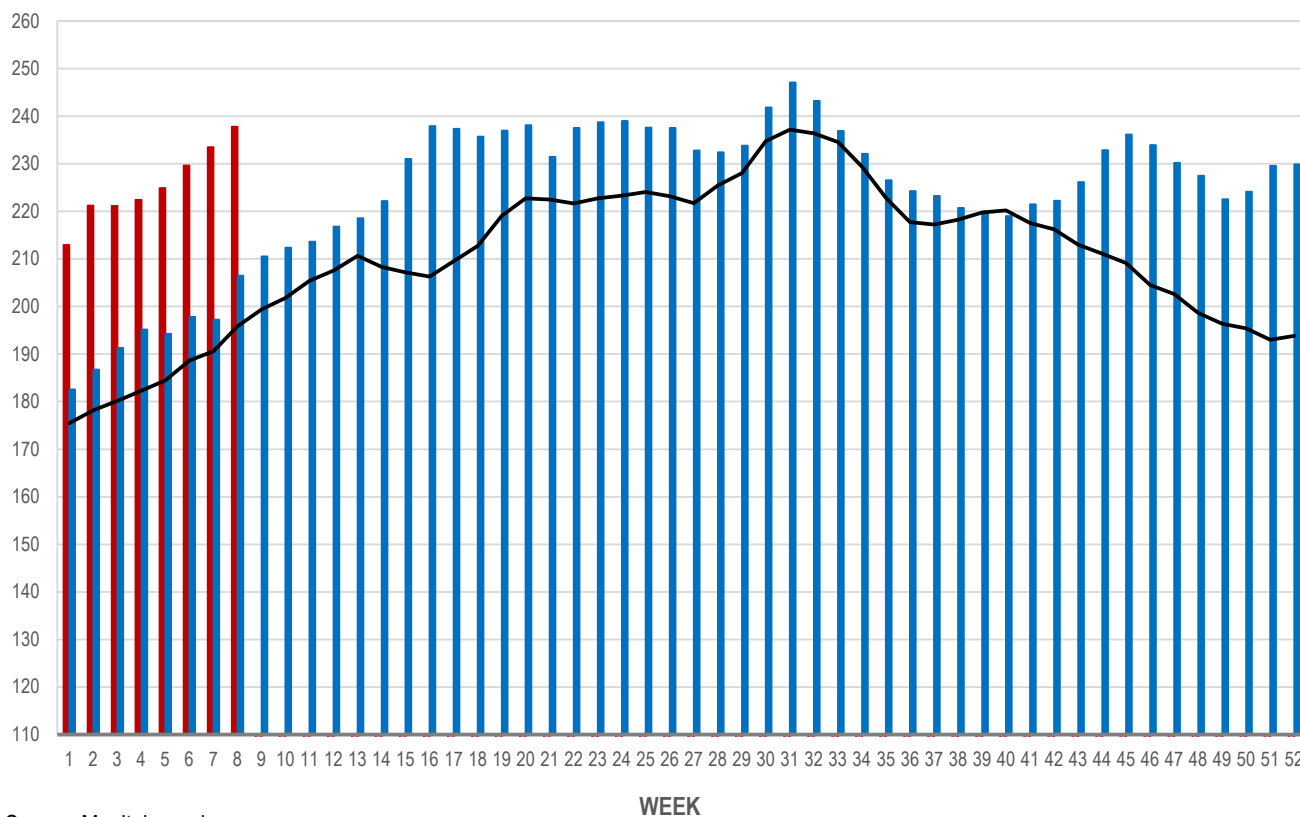
Week	Week ending date	2025	2024	Change from Previous Week	Change from Previous Year
5	2025-01-31	224.89	194.26	1.1%	15.8%
6	2025-02-07	229.64	197.81	2.1%	16.1%
7	2025-02-14	233.47	197.23	1.7%	18.4%
8	2025-02-21	237.80	206.46	1.9%	15.2%
Four week average		231.45	198.94	-	16.3%

Source: Manitoba major processors.

MANITOBA WEIGHTED AVERAGE INDEX 100 HOG PRICES WEEKLY

C\$/100 KG

■ 2025 ■ 2024 — 5-YEAR AVE (2020-2024)



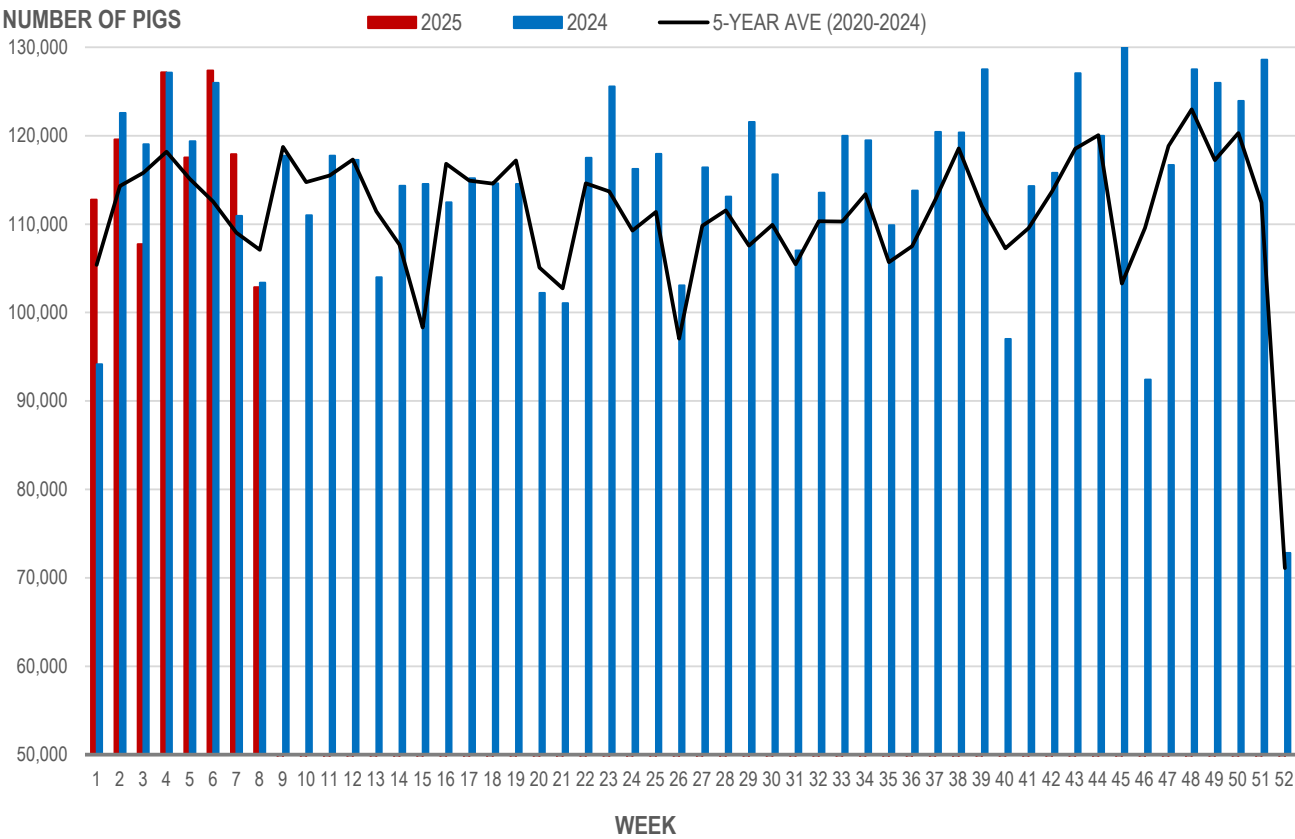
Source: Manitoba major processors

Number of Pigs Processed by Major Processors

Week	Week ending date	2025	2024	Change from Previous Week	Change from Previous Year
5	2025-01-31	117,540	119,388	-7.6%	-1.5%
6	2025-02-07	127,371	125,964	8.4%	1.1%
7	2025-02-14	117,908	110,924	-7.4%	6.3%
8	2025-02-21	102,874	103,375	-12.8%	-0.5%
Four week average		116,423	114,913	-	1.3%

Source: Manitoba major processors.

NUMBER OF PIGS PROCESSED BY MAJOR PROCESSORS WEEKLY



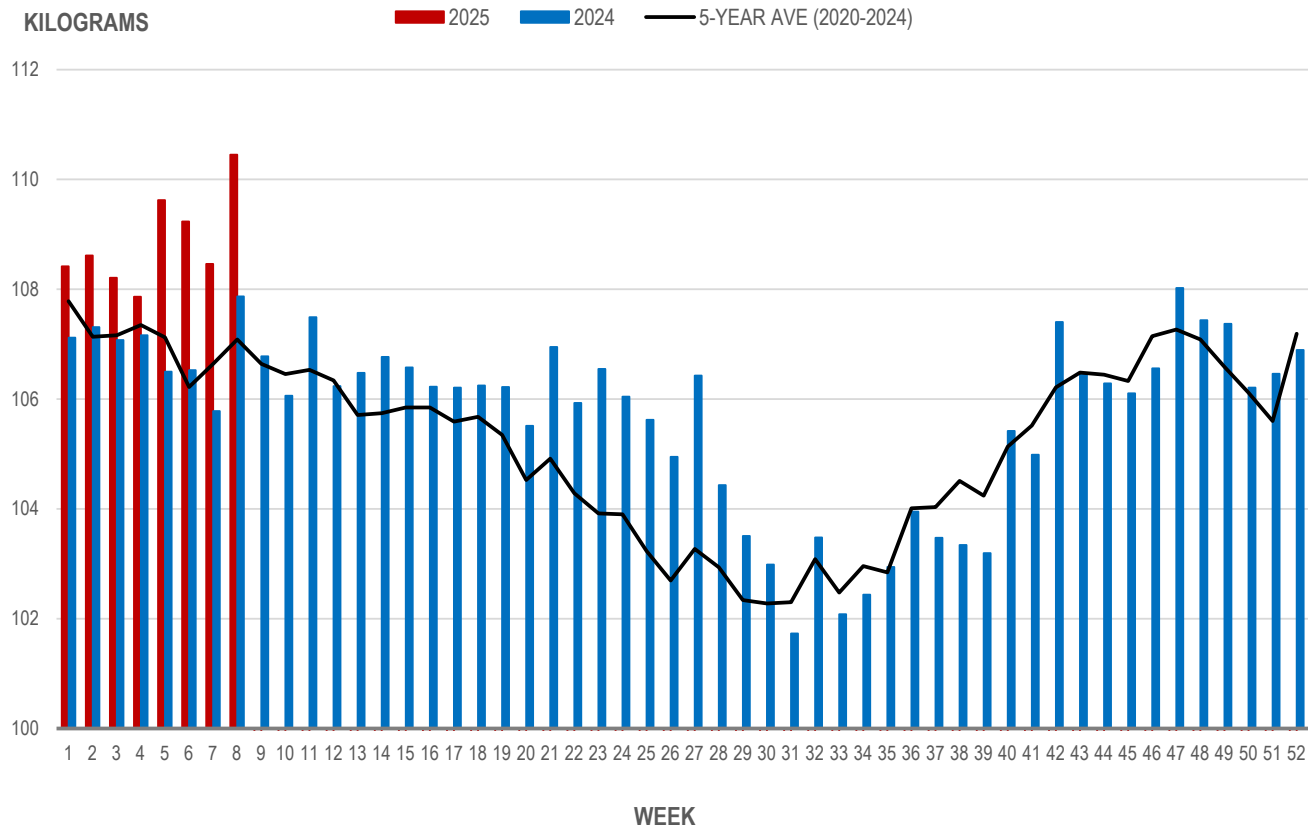
Source: Manitoba major processors

Average Weight of Hogs Processed by Major Processors, Kg

Week	Week ending date	2025	2024	Change from Previous Week	Change from Previous Year
5	2025-01-31	109.62	106.50	1.6%	1.6%
6	2025-02-07	109.24	106.52	-0.4%	-0.4%
7	2025-02-14	108.46	105.78	-0.7%	-0.7%
8	2025-02-21	110.45	107.87	1.8%	1.8%
Four week average		109.44	106.67	-	0.6%

Source: Manitoba major processors.

AVERAGE WEIGHT OF HOGS PROCESSED BY MAJOR PROCESSORS WEEKLY



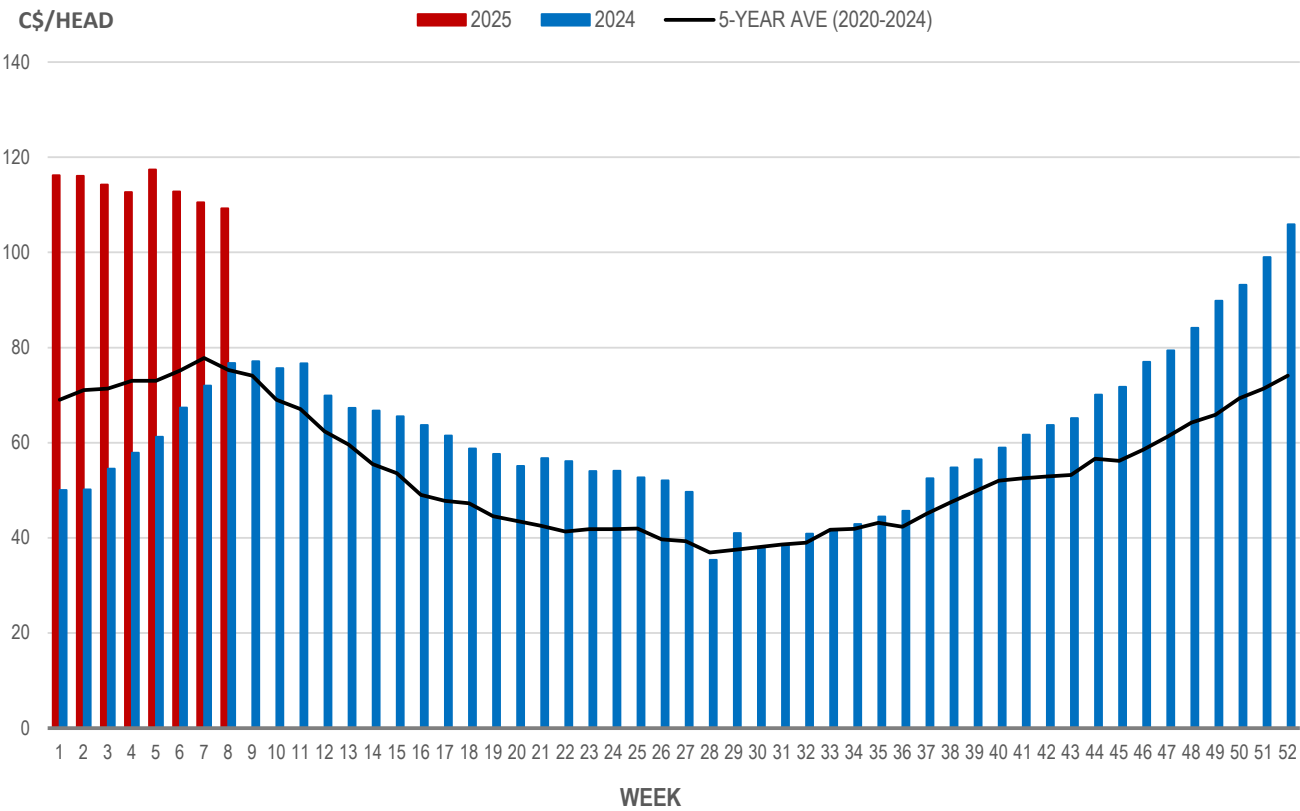
Source: Manitoba major processors

Weaning Pigs (U.S. Total Composite Weighted Average Price per Head)

	Formula and Cash Low, US\$/Head	Formula and Cash High, US\$/Head	Wtd Avg Price, US\$/Head	Wtd Avg Price, C\$/Head
Early Weaned (10-12 lb)	51.00	94.00	76.90	109.25
Feeder Pigs (40 lb)	106.00	126.00	115.58	164.20

Source: USDA, AMS

EARLY WEANED PIGS (U.S. TOTAL COMPOSITE WEIGHTED AVERAGE PRICE PER HEAD) WEEKLY



Source: USDA, AMS

Contact us

- www.manitoba.ca/agriculture/markets-and-statistics/
- Email us at industryintelligence@gov.mb.ca
- Follow us on X @MBGovAg

