

MANITOBA MARKETS

Hog Prices



March 11, 2025

[Click here for definitions of how data is collected and calculated.](#)

Exchange rates (Friday close)

1 US \$ = C \$1.4371

1 EURO = C \$1.5591

1 Yen = C \$0.00973

[Data source: Bank of Canada](#)

[Click to view the interactive hog dashboards for current and historical charts.](#)

Manitoba Weighted Average Carcass Prices (including premiums and discounts)

All In Weights C\$/100 kg

Week	Week ending date	2025	2024	Change from Previous Week	Change from Previous Year
7	2025-02-14	246.97	208.23	2.6%	18.6%
8	2025-02-21	248.03	216.35	0.4%	14.6%
9	2025-02-28	248.43	221.29	0.2%	12.3%
10	2025-03-07	252.06	222.58	1.5%	13.2%
Four week average		248.87	217.11	-	14.6%

Source: Manitoba major processors.

Index 100, C\$/100 kg

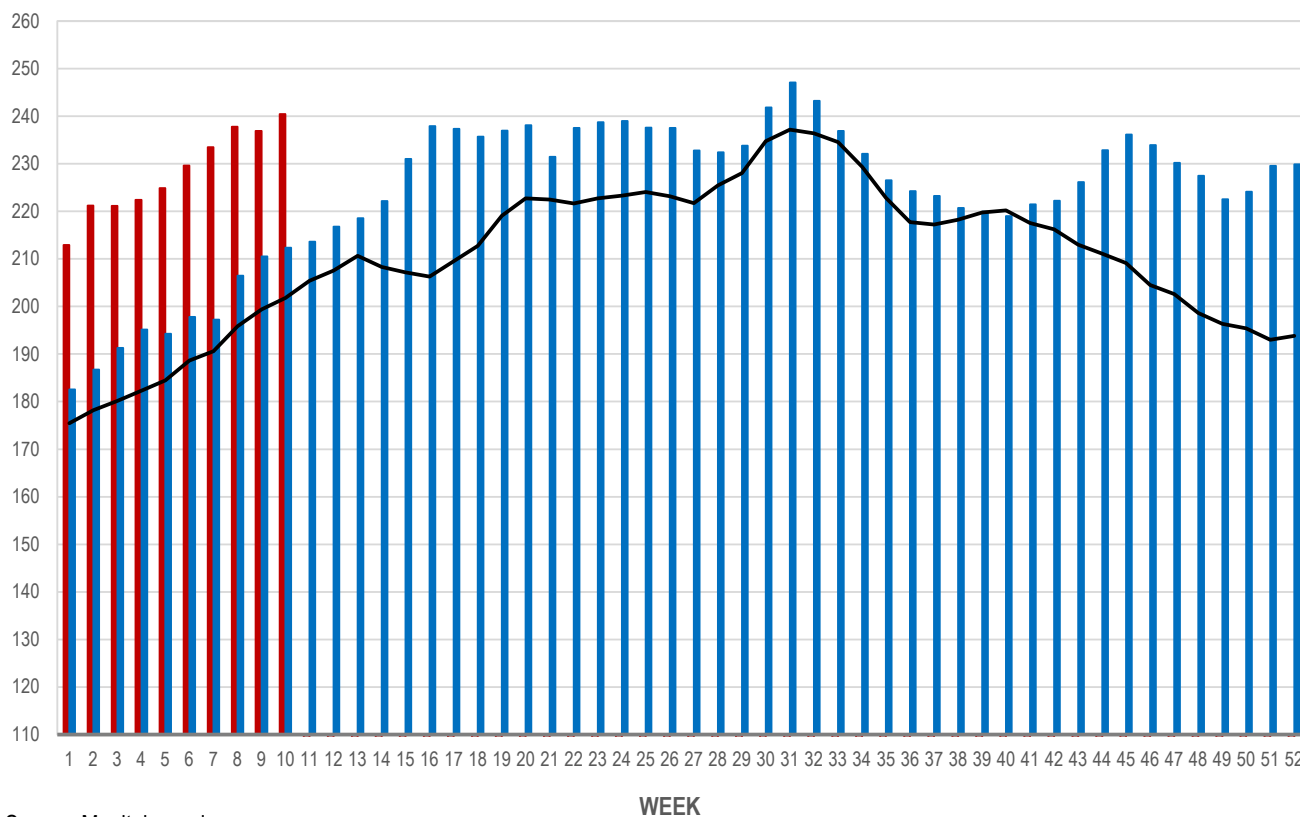
Week	Week ending date	2025	2024	Change from Previous Week	Change from Previous Year
7	2025-02-14	233.47	197.23	1.7%	18.4%
8	2025-02-21	237.80	206.46	1.9%	15.2%
9	2025-02-28	236.91	210.51	-0.4%	12.5%
10	2025-03-07	240.44	212.34	1.5%	13.2%
Four week average		237.16	206.63	-	14.8%

Source: Manitoba major processors.

MANITOBA WEIGHTED AVERAGE INDEX 100 HOG PRICES WEEKLY

C\$/100 KG

2025 2024 5-YEAR AVE (2020-2024)

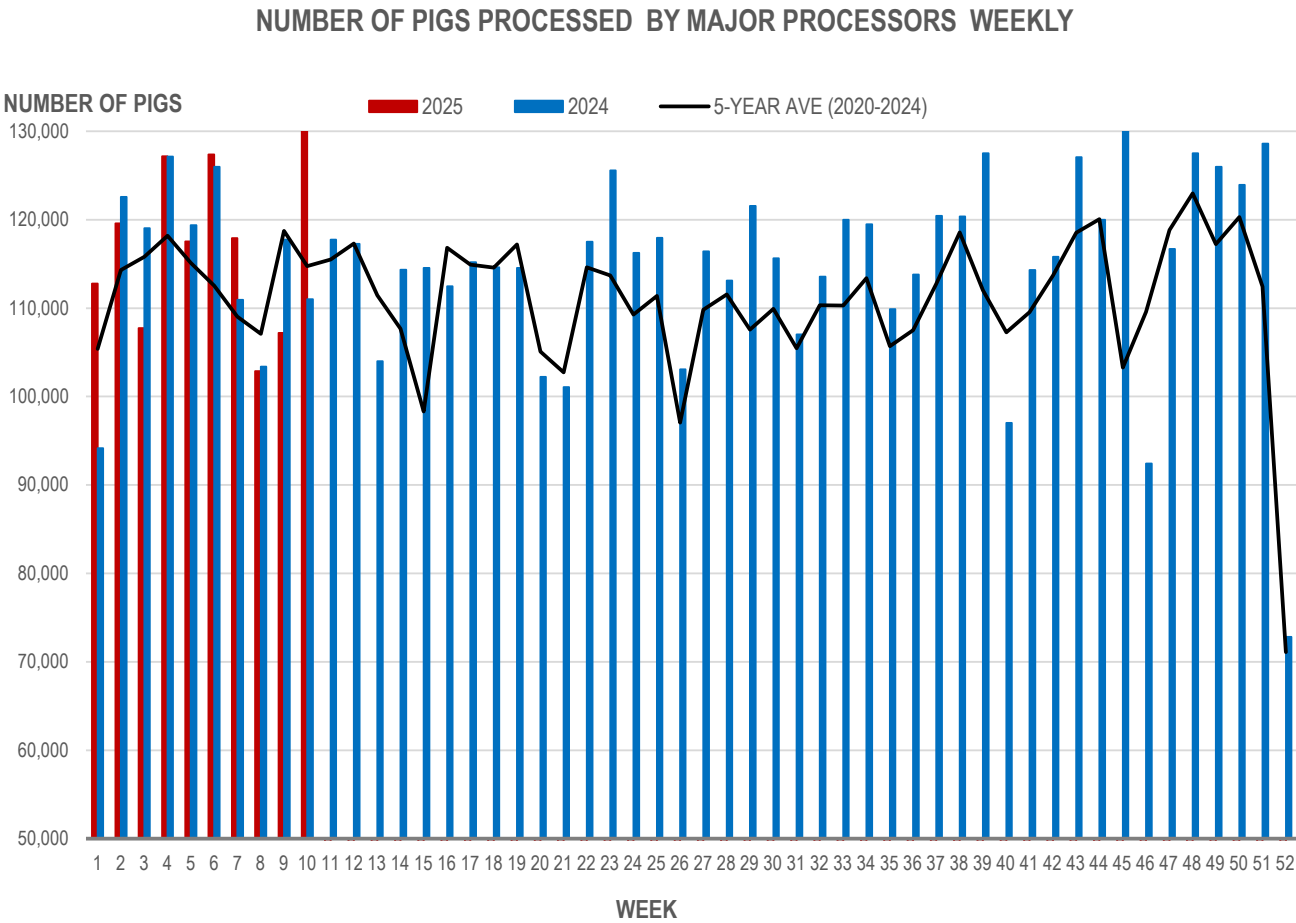


Source: Manitoba major processors

Number of Pigs Processed by Major Processors

Week	Week ending date	2025	2024	Change from Previous Week	Change from Previous Year
7	2025-02-14	117,908	110,924	-7.4%	6.3%
8	2025-02-21	102,874	103,375	-12.8%	-0.5%
9	2025-02-28	107,204	117,744	4.2%	-9.0%
10	2025-03-07	134,725	111,012	25.7%	21.4%
Four week average		115,678	110,764	-	4.4%

Source: Manitoba major processors.



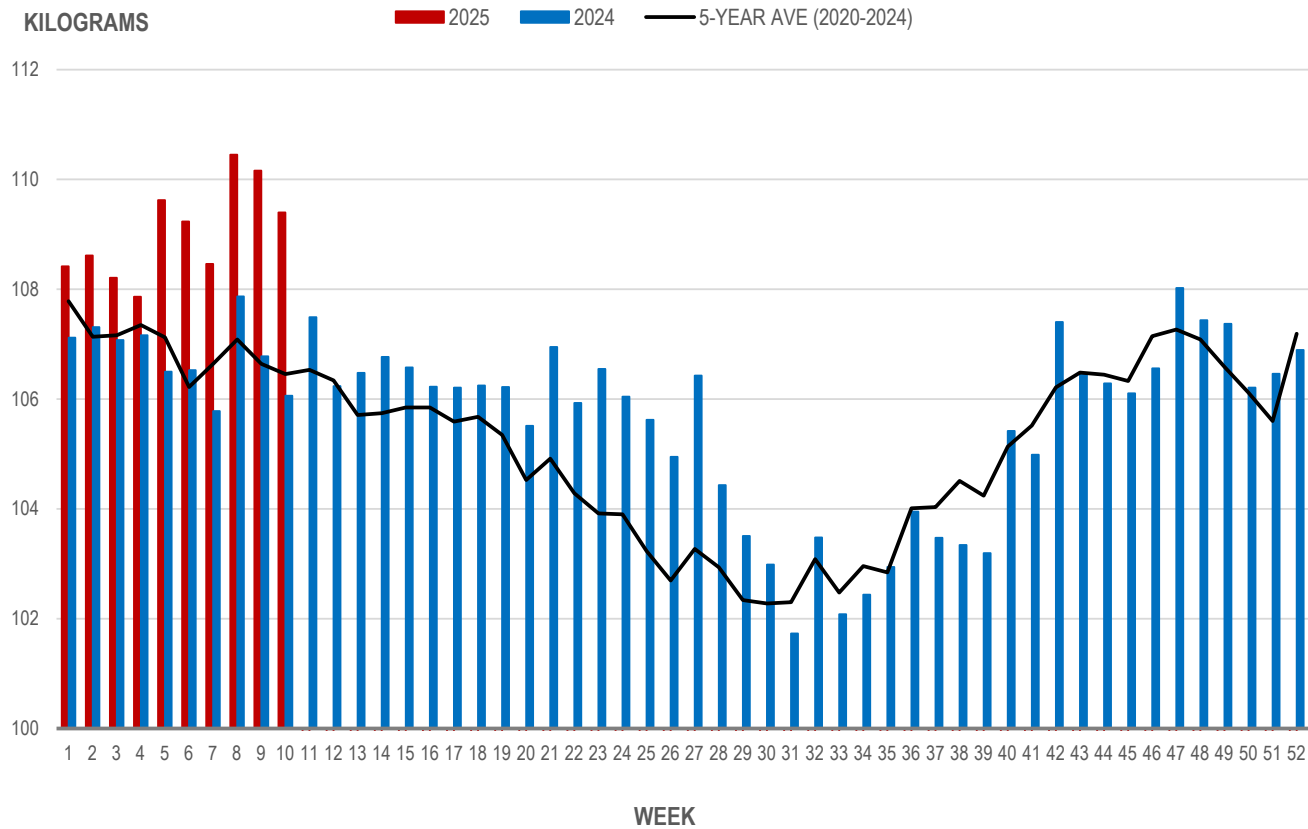
Source: Manitoba major processors

Average Weight of Hogs Processed by Major Processors, Kg

Week	Week ending date	2025	2024	Change from Previous Week	Change from Previous Year
7	2025-02-14	108.46	105.78	-0.7%	-0.7%
8	2025-02-21	110.45	107.87	1.8%	1.8%
9	2025-02-28	110.16	106.78	-0.3%	-0.3%
10	2025-03-07	109.40	106.06	-0.7%	-0.7%
Four week average		109.62	106.62	-	0.0%

Source: Manitoba major processors.

AVERAGE WEIGHT OF HOGS PROCESSED BY MAJOR PROCESSORS WEEKLY



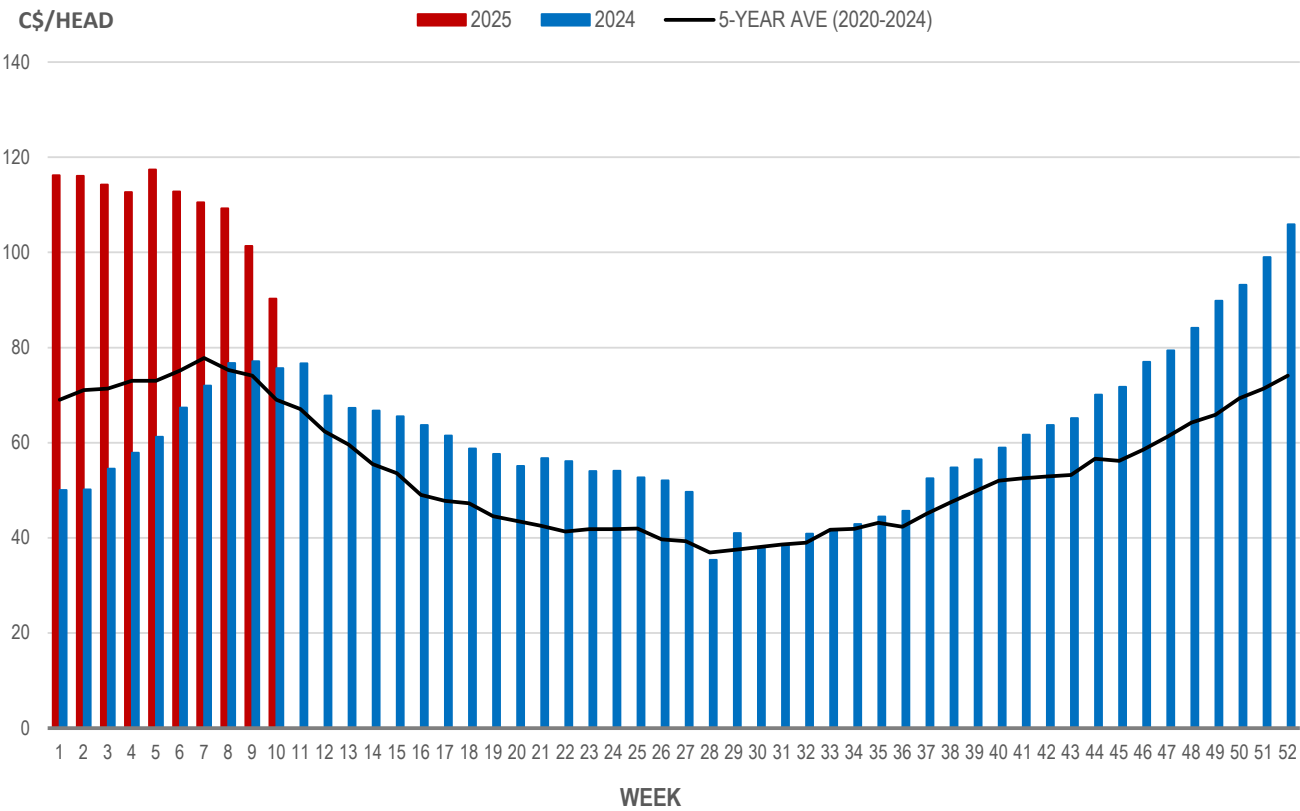
Source: Manitoba major processors

Weaning Pigs (U.S. Total Composite Weighted Average Price per Head)

	Formula and Cash Low, US\$/Head	Formula and Cash High, US\$/Head	Wtd Avg Price, US\$/Head	Wtd Avg Price, C\$/Head
Early Weaned (10-12 lb)	38.00	87.63	62.80	90.25
Feeder Pigs (40 lb)	95.00	119.00	107.69	154.76

Source: USDA, AMS

EARLY WEANED PIGS (U.S. TOTAL COMPOSITE WEIGHTED AVERAGE PRICE PER HEAD) WEEKLY



Source: USDA, AMS

Contact us

- www.manitoba.ca/agriculture/markets-and-statistics/
- Email us at industryintelligence@gov.mb.ca
- Follow us on X @MBGovAg

